

# Chittagong Stock Exchange

27-Sep-23

## Weekly Market Summary

Week: 2023-09-24 to 2023-09-27 (4 days)

<b>Total Turnover (BDT) :</b>	856,922,880.60
<b>Volume of Share (Nos):</b>	16,801,446.00
<b>Total Contact(Nos)</b>	8,893
<b>Total Scrip Traded</b>	235

CATEGORY WISE TURNOVER		
Group	Turnover Value(BDT)	% of Total
A	694,010,783.80	80.99
B	157,401,921.30	18.37
N	5,051,702.20	0.59
Z	458,473.30	0.05

MAJOR INDICES IN THE WEEK						
Date	CASPI	CSE30	CSCX	CSE50	CSI	CSESMEX
09/21/2023	18664.1957	13378.5794	11158.5314	1,308.24	1,171.09	2,079.06
09/27/2023	18580.5830	13358.7380	11108.0497	1,306.42	1,167.70	2,105.18
change in %	-0.4480	-0.1483	-0.4524	-0.14	-0.29	1.26

SCRIP PERFORMANCE IN THE WEEK	
Advanced	27
Declined	103
No Change	105
Total Traded Issues	235

TOP TEN GAINER COMPANIES BY CLOSING PRICE						
Scrip ID	Scrip Name	Category	Week Difference	Opening	Closing	Turnover (BDT)
17601	MK FOOTWEAR PLC	N	29.62	27.00	35.00	106,147.30
24007	DAFFODIL COMPUTERS LIMITED	B	11.18	92.10	102.40	63,149,960.90
13007	AMBEE PHARMACEUTICALS LIMITED	A	10.82	703.80	780.00	791,894.60
32019	KHAN BROTHERS PP WOVEN BAG IN	B	9.83	24.40	26.80	4,534,618.40
13012	LIBRA INFUSIONS LIMITED	B	7.49	810.00	870.70	870.70
12049	HWA WELL TEXTILES (BD) LTD.	A	5.66	53.00	56.00	28,000.00
17002	Apex Footwear Limited	A	5.62	297.00	313.70	62,755.00
14001	APEX FOODS LIMITED	A	4.39	410.00	428.00	1,502,493.20
11037	PROVATI INSURANCE CO. LTD	A	3.38	62.10	64.20	3,479,409.10
11033	REPUBLIC INSURANCE COMPANY LTI	A	3.14	54.00	55.70	2,239,812.40

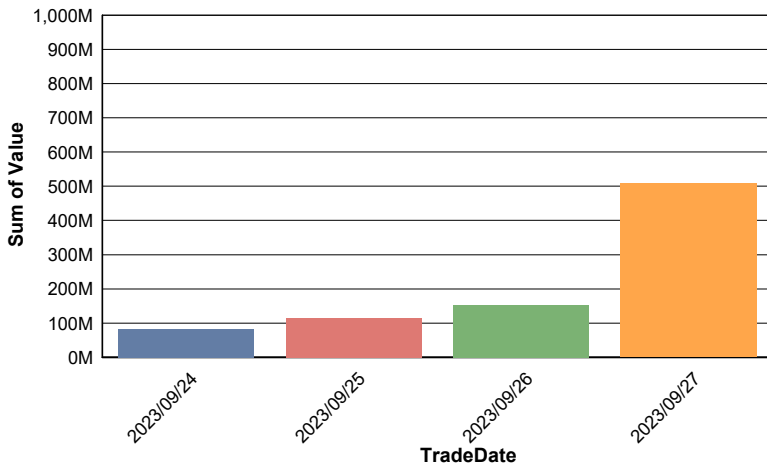
**TOP TEN LOSER COMPANIES BY CLOSING PRICE**

Scrip ID	Scrip Name	Category	Week Difference	Opening	Closing	Turnover (BDT)
12012	ALIF INDUSTRIAL LIMITED	A	-15.34	88.00	74.50	137,295.00
11041	CRYSTAL INSURANCE COMPANY LIMITED	A	-13.90	133.00	114.50	392,030,276.70
11031	STANDARD INSURANCE LIMITED	A	-11.73	55.40	48.90	86,625.00
11002	PEOPLES INSURANCE COMPANY LTD	A	-10.46	43.00	38.50	193,835.00
11044	SENA KALYAN INSURANCE COMPANY	A	-9.96	56.20	50.60	618,438.70
11034	MERCANTILE INSURANCE CO.LTD.	A	-9.75	40.00	36.10	149,812.90
11003	GREEN DELTA INSURANCE COMPANY	A	-9.20	80.40	73.00	1,045,970.00
19008	MIRACLE INDUSTRIES LIMITED	B	-8.78	51.20	46.70	7,060,915.70
14017	FU-WANG FOODS LIMITED	B	-8.76	33.10	30.20	20,913,191.90
10015	TRUST ISLAMI LIFE INSURANCE LTD.	N	-8.55	64.30	58.80	3,455,339.30

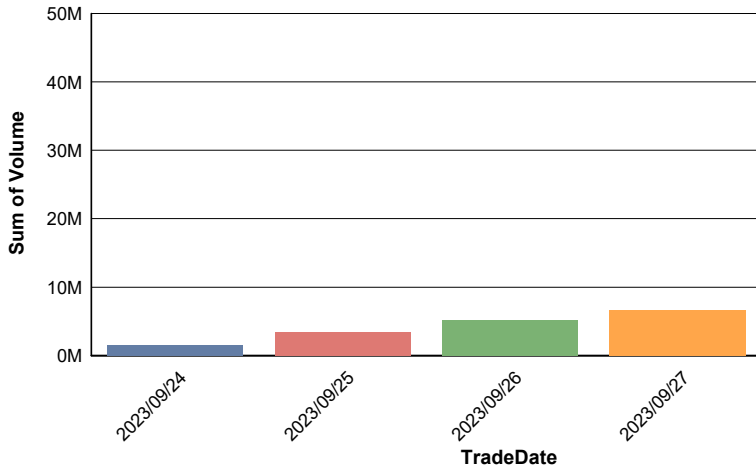
**TOP TEN COMPANIES BY TURNOVER**

Scrip ID	Scrip Name	Turnover (BDT)	Volume
11041	CRYSTAL INSURANCE COMPANY LIMITED	392,030,276.70	3,323,388
22022	BANK ASIA LIMITED	131,733,000.00	6,426,000
24007	DAFFODIL COMPUTERS LIMITED	63,149,960.90	666,139
18011	SEA PEARL BEACH RESORT & SPA LIMITED	32,963,957.20	185,930
22025	EASTERN BANK LIMITED	32,319,511.50	1,103,055
14017	FU-WANG FOODS LIMITED	20,913,191.90	678,060
14027	EMERALD OIL INDUSTRIES LIMITED	15,752,178.70	111,184
14023	RANGPUR DAIRY & FOOD PROD. LTD	15,199,805.80	342,526
24004	BDCOM ONLINE LIMITED	8,947,075.60	223,365
15009	LAFARGE HOLCIM BANGLADESH LIMITED	7,675,560.90	110,744

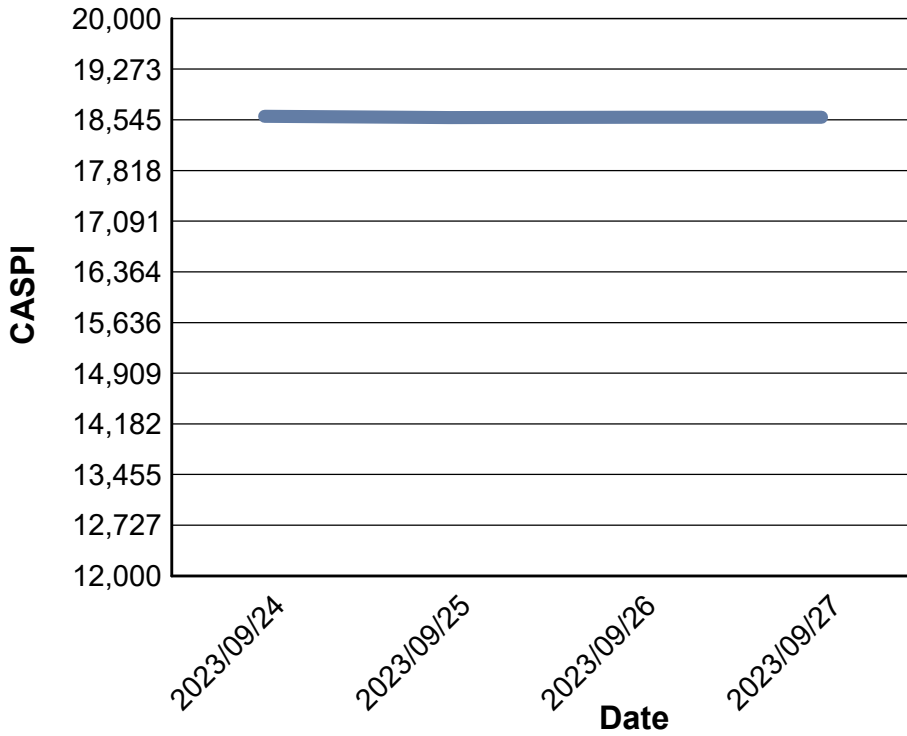
**Data for Turnover Value**



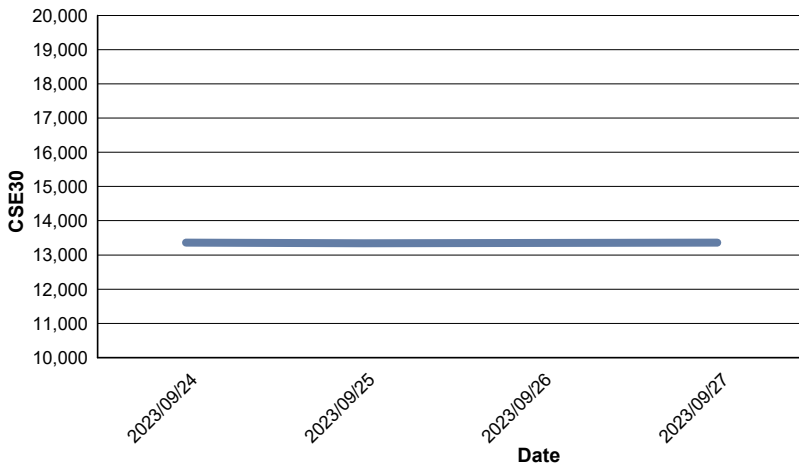
### Data for Turnover Volume



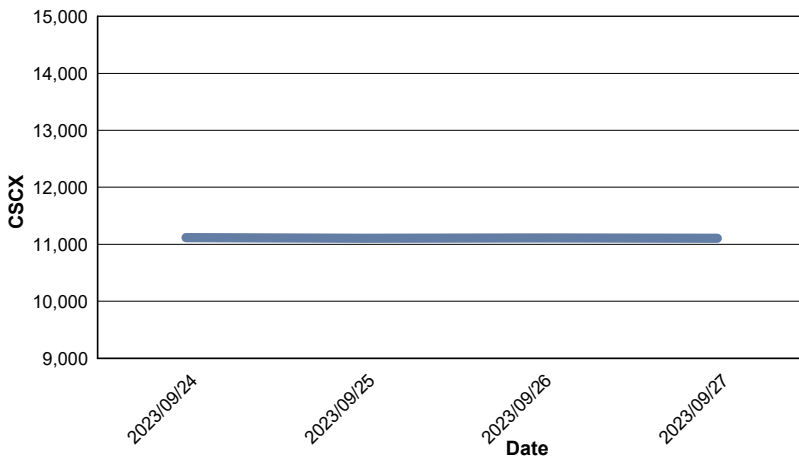
### CASPI Index



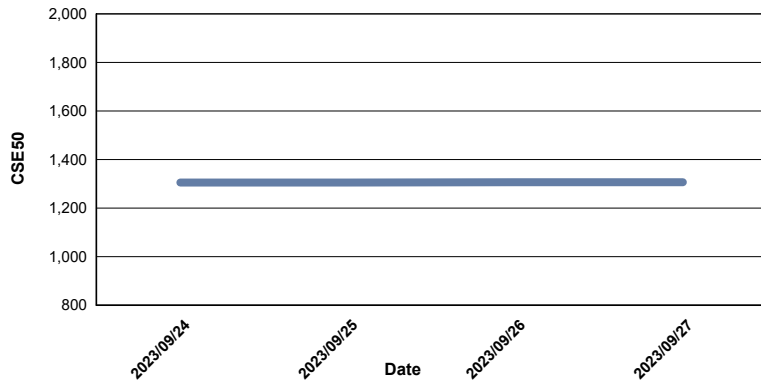
### Index CSE30



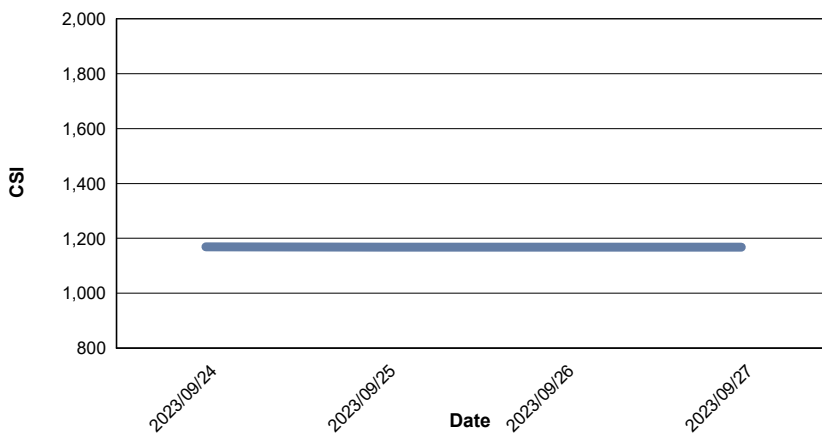
### Index CSCX



### Index CSE50



### Index CSI



### Index CSESMEX

