

# Chittagong Stock Exchange

26-Jul-18

## Weekly Market Summary

Week: 2018-07-22 to 2018-07-26 (5 days)

|                               |                  |
|-------------------------------|------------------|
| <b>Total Turnover (BDT) :</b> | 2,491,893,267.40 |
| <b>Volume of Share (Nos):</b> | 74,634,137.00    |
| <b>Total Contact(Nos)</b>     | 72,769           |
| <b>Total Scrip Traded</b>     | 293              |

| CATEGORY WISE TURNOVER |                     |            |
|------------------------|---------------------|------------|
| Group                  | Turnover Value(BDT) | % of Total |
| A                      | 2,186,383,828.10    | 87.71      |
| B                      | 144,653,142.00      | 5.80       |
| N                      | 135,701,576.20      | 5.44       |
| Z                      | 25,154,721.10       | 1.01       |

| MAJOR INDICES IN THE WEEK |            |            |           |          |          |
|---------------------------|------------|------------|-----------|----------|----------|
| Date                      | CASPI      | CSE30      | CSCX      | CSE50    | CSI      |
| 07/19/2018                | 16444.2208 | 14676.0486 | 9948.0849 | 1,187.42 | 1,136.47 |
| 07/26/2018                | 16373.2499 | 14476.0948 | 9909.9569 | 1,175.35 | 1,128.25 |
| change in %               | -0.4316    | -1.3624    | -0.3833   | -1.02    | -0.72    |

| SCRIP PERFORMANCE IN THE WEEK |     |
|-------------------------------|-----|
| Advanced                      | 131 |
| Declined                      | 145 |
| No Change                     | 17  |
| Total Traded Issues           | 293 |

| TOP TEN GAINER COMPANIES BY CLOSING PRICE |                                 |          |                 |         |         |                |
|---|---------------------------------|----------|-----------------|---------|---------|----------------|
| Scrip ID                                  | Scrip Name                      | Category | Week Difference | Opening | Closing | Turnover (BDT) |
| 19010                                     | KHULNA PRINTING & PACKAGING LTD | Z        | 39.72           | 14.60   | 20.40   | 6,958,290.30   |
| 10011                                     | PADMA ISLAMI LIFE INSURANCE LT  | A        | 32.01           | 30.30   | 40.00   | 11,670,628.40  |
| 12059                                     | DRAGON SWEATER & SPINNING LTD.  | A        | 23.33           | 36.00   | 44.40   | 410,775,534.80 |
| 12057                                     | SIMTEX INDUSTRIES LIMITED       | A        | 19.85           | 27.70   | 33.20   | 93,488,268.60  |
| 12030                                     | SAIHAM TEXTILE MILLS LTD        | A        | 19.14           | 23.50   | 28.00   | 97,595,182.60  |
| 13029                                     | AFC AGRO BIOTECH LTD.           | A        | 18.64           | 37.00   | 43.90   | 4,552,763.70   |
| 24009                                     | IT CONSULTANTS LIMITED          | A        | 17.96           | 51.20   | 60.40   | 44,827,612.70  |
| 13026                                     | GLOBAL HEAVY CHEMICALS LIMITED  | A        | 17.43           | 43.60   | 51.20   | 46,356,939.40  |
| 13024                                     | ACTIVE FINE CHEMICALS LTD.      | A        | 17.36           | 33.40   | 39.20   | 45,662,853.80  |
| 12041                                     | SAIHAM COTTON MILLS LTD.        | A        | 16.99           | 15.30   | 17.90   | 4,130,683.90   |

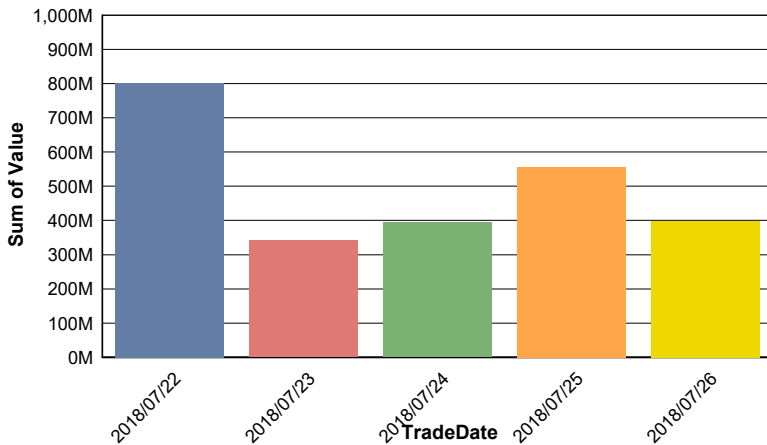
**TOP TEN LOSER COMPANIES BY CLOSING PRICE**

| Scrip ID | Scrip Name                     | Category | Week Difference | Opening  | Closing | Turnover (BDT) |
|----------|--------------------------------|----------|-----------------|----------|---------|----------------|
| 13012    | LIBRA INFUSIONS LIMITED        | A        | -21.41          | 1,094.60 | 860.20  | 385,073.70     |
| 17001    | APEX TANNERY LIMITED           | A        | -18.21          | 208.10   | 170.20  | 5,973,692.40   |
| 23001    | MONNO CERAMIC INDUSTRIES LTD   | A        | -17.08          | 374.00   | 310.10  | 6,898,615.30   |
| 16003    | ANWAR GALVANIZING LIMITED      | A        | -16.13          | 118.40   | 99.30   | 21,211,783.20  |
| 16034    | KDS ACCESSORIES LIMITED        | A        | -14.05          | 117.40   | 100.90  | 21,595,780.50  |
| 14027    | EMERALD OIL INDUSTRIES LIMITED | Z        | -13.79          | 11.60    | 10.00   | 766,502.60     |
| 14021    | BEACH HATCHERY LTD.            | Z        | -13.49          | 12.60    | 10.90   | 528,708.00     |
| 12024    | H.R.TEXTILE MILLS LIMITED      | A        | -13.09          | 64.90    | 56.40   | 1,890,945.40   |
| 32006    | GQ BALL PEN INDUSTRIES LIMITED | A        | -12.74          | 102.00   | 89.00   | 905,824.00     |
| 12064    | QUEEN SOUTH TEXTILE MILLS LTD. | N        | -12.73          | 64.40    | 56.20   | 13,278,907.80  |

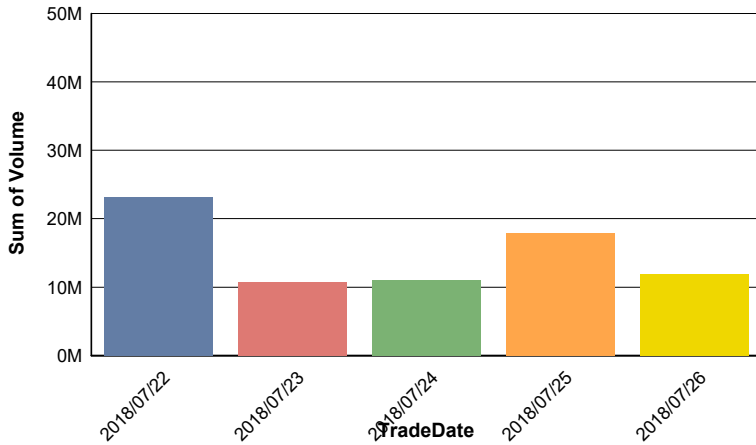
**TOP TEN COMPANIES BY TURNOVER**

| Scrip ID | Scrip Name                     | Turnover (BDT) | Volume     |
|----------|--------------------------------|----------------|------------|
| 12059    | DRAGON SWEATER & SPINNING LTD. | 410,775,534.80 | 11,867,482 |
| 12030    | SAIHAM TEXTILE MILLS LTD       | 97,595,182.60  | 4,195,373  |
| 12057    | SIMTEX INDUSTRIES LIMITED      | 93,488,268.60  | 3,217,120  |
| 26001    | GRAMEENPHONE LIMITED           | 88,154,792.90  | 223,097    |
| 18009    | THE PENINSULA CHITTAGONG LTD.  | 55,890,137.80  | 1,536,607  |
| 19011    | BASHUNDHARA PAPER MILLS LTD.   | 55,122,325.20  | 401,317    |
| 16035    | BBS CABLES LTD.                | 53,977,679.70  | 514,515    |
| 32003    | BEXIMCO LIMITED                | 51,569,417.70  | 1,978,194  |
| 12061    | PACIFIC DENIMS LIMITED         | 47,723,632.10  | 2,024,294  |
| 13026    | GLOBAL HEAVY CHEMICALS LIMITED | 46,356,939.40  | 921,542    |

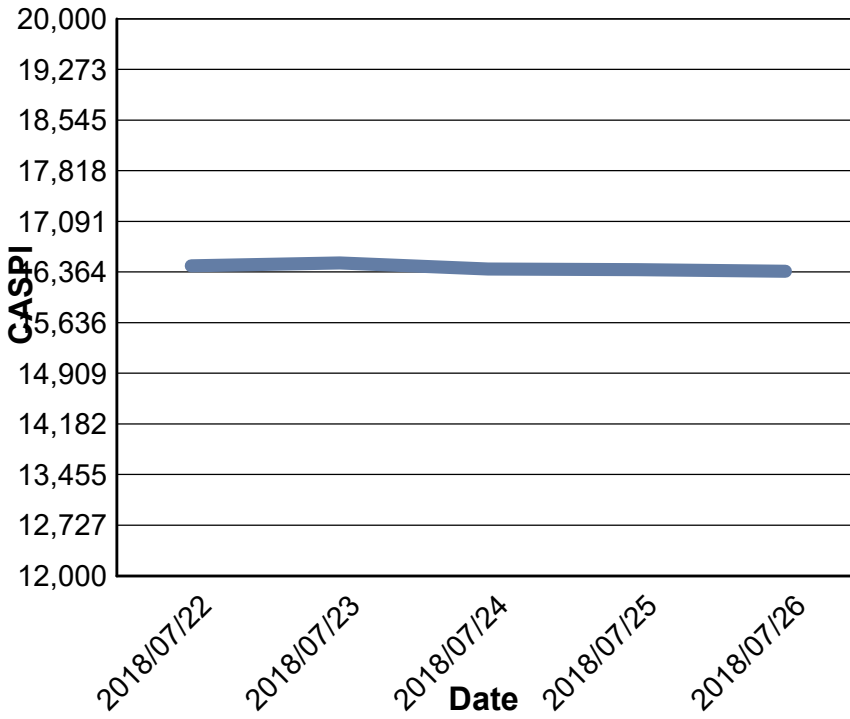
**Data for Turnover Value**



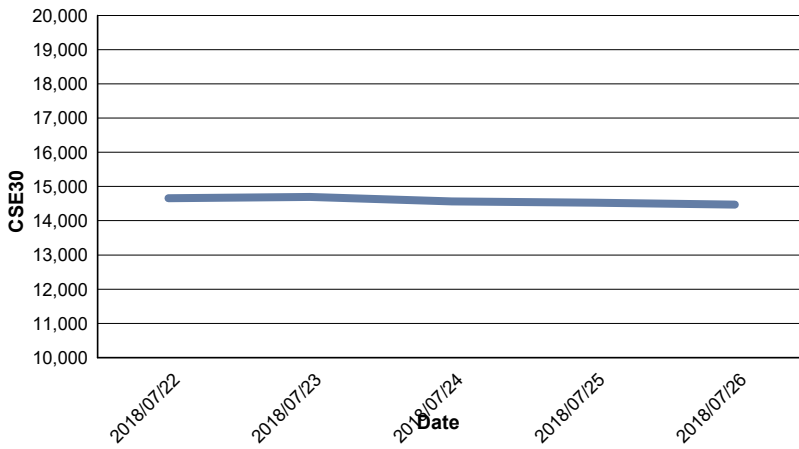
### Data for Turnover Volume



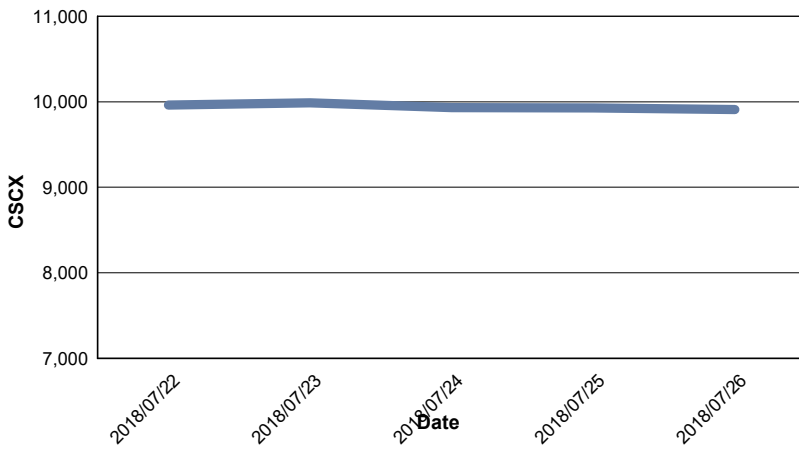
### CASPI Index



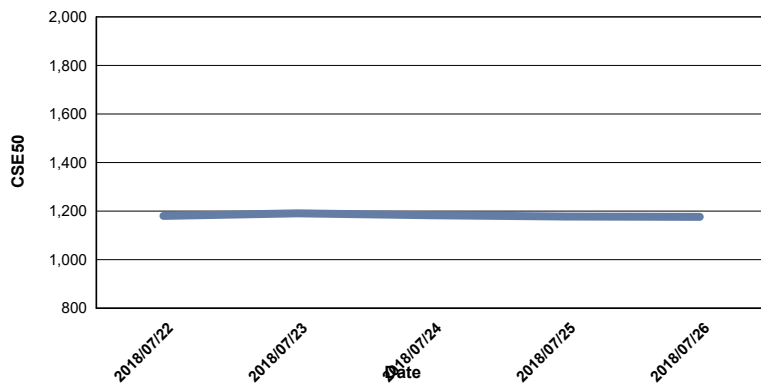
### Index CSE30



### Index CSCX



### Index CSE50



### Index CSI

