

Chittagong Stock Exchange

08-Apr-21

Weekly Market Summary

Week: 2021-04-04 to 2021-04-08 (5 days)

Total Turnover (BDT) :	2,975,561,092.50
Volume of Share (Nos):	74,206,010.00
Total Contact(Nos)	44,716
Total Scrip Traded	285

CATEGORY WISE TURNOVER		
Group	Turnover Value(BDT)	% of Total
A	2,456,193,516.50	82.54
B	132,706,162.60	4.46
N	376,978,521.10	12.66
Z	9,682,892.30	0.33

MAJOR INDICES IN THE WEEK					
Date	CASPI	CSE30	CSCX	CSE50	CSI
04/01/2021	15256.4122	11603.9394	9203.0674	1,155.60	978.51
04/08/2021	15231.0537	11694.8178	9190.4238	1,156.41	967.24
change in %	-0.1662	0.7832	-0.1374	0.07	-1.15

SCRIP PERFORMANCE IN THE WEEK	
Advanced	91
Declined	147
No Change	47
Total Traded Issues	285

TOP TEN GAINER COMPANIES BY CLOSING PRICE						
Scrip ID	Scrip Name	Category	Week		Closing	Turnover (BDT)
			Difference	Opening		
11042	DESH GENERAL INSURANCE COMPAI	N	41.29	24.70	34.90	69,450,592.70
32024	INDEX AGRO INDUSTRIES LTD	N	40.40	50.00	70.20	19,750,203.00
11039	BANGLADESH NATIONAL INSURANCE	A	32.74	73.90	98.10	211,729,017.10
11037	PROVATI INSURANCE CO. LTD	A	28.66	90.00	115.80	4,328,202.00
11032	NORTHERN ISLAMI INSURANCE LIMIT	A	27.27	30.80	39.20	447,434.20
11005	JANATA INSURANCE COMPANY LTD	A	25.86	29.00	36.50	1,253,482.20
11029	CONTINENTAL INSURANCE LIMITED	A	23.83	34.40	42.60	6,241,993.10
11001	RUPALI INSURANCE COMPANY LTD	A	21.73	29.90	36.40	2,307,638.20
23006	R.A.K. CERAMICS (BD) LTD.	A	20.76	26.00	31.40	22,456,848.90
11038	DHAKA INSURANCE LIMITED	A	20.51	39.00	47.00	179,396.50

TOP TEN LOSER COMPANIES BY CLOSING PRICE

Scrip ID	Scrip Name	Category	Week Difference	Opening	Closing	Turnover (BDT)
22023	MERCANTILE BANK LIMITED	A	-15.55	13.50	11.40	3,983,028.00
22030	SHAHJALAL ISLAMI BANK LTD.	A	-10.90	22.00	19.60	495,366.50
12025	ANLIMA YARN DYEING LIMITED	B	-10.62	36.70	32.80	450,662.20
21051	CAPM IBBL ISLAMIC MUTUAL FUND	A	-10.61	17.90	16.00	189,250.00
24009	IT CONSULTANTS LIMITED	A	-10.33	32.90	29.50	57,655.00
12031	SAFKO SPINNING MILLS LTD	B	-10.09	10.90	9.80	223,155.70
13028	CENTRAL PHARMACEUTICALS LTD.	B	-10.00	12.00	10.80	267,639.60
32022	Yeakin Polymer Limited	B	-10.00	11.00	9.90	156,309.00
12012	ALIF INDUSTRIES LIMITED	A	-9.96	26.10	23.50	25,559.40
13026	GLOBAL HEAVY CHEMICALS LIMITED	B	-9.96	33.10	29.80	4,469.50

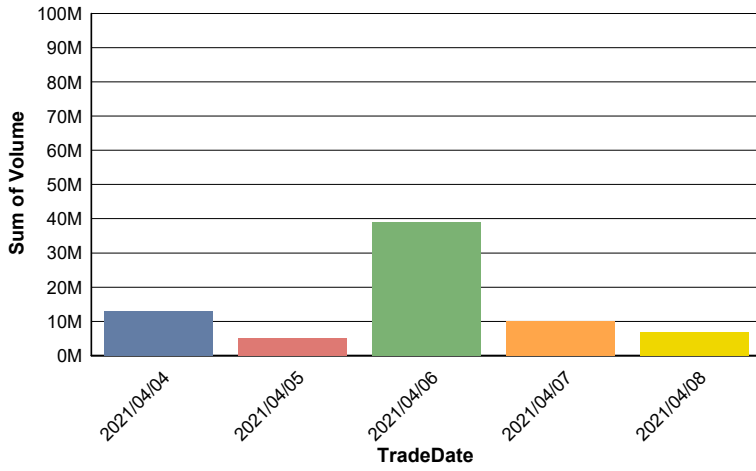
TOP TEN COMPANIES BY TURNOVER

Scrip ID	Scrip Name	Turnover (BDT)	Volume
22029	BRAC BANK LIMITED	1,117,022,991.40	29,012,827
13005	BEXIMCO PHARMACEUTICALS LTD	470,792,917.30	2,451,988
11039	BANGLADESH NATIONAL INSURANCE COMP/	211,729,017.10	2,639,295
26003	ROBI AXIATA LIMITED	194,284,593.90	4,339,923
22018	MUTUAL TRUST BANK LIMITED	71,343,910.00	2,723,050
11042	DESH GENERAL INSURANCE COMPANY LTD.	69,450,592.70	2,456,645
32003	BEXIMCO LIMITED	54,987,330.50	754,982
11035	ASIA INSURANCE LIMITED	53,189,573.30	500,631
26002	BANGLADESH SUBMARINE CABLE CO.	45,341,370.30	283,028
32009	BRITISH AMERICAN TOBACCO BD CO	34,514,819.80	65,140

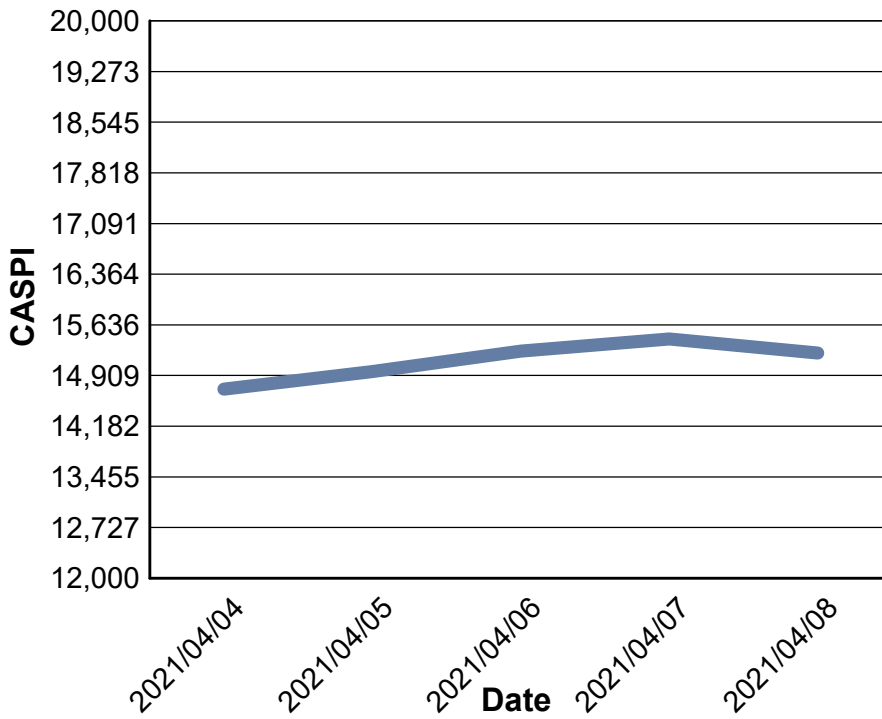
Data for Turnover Value



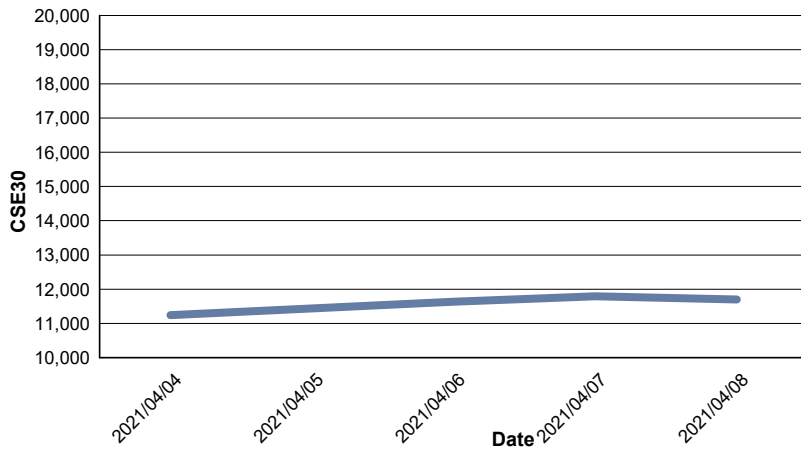
Data for Turnover Volume



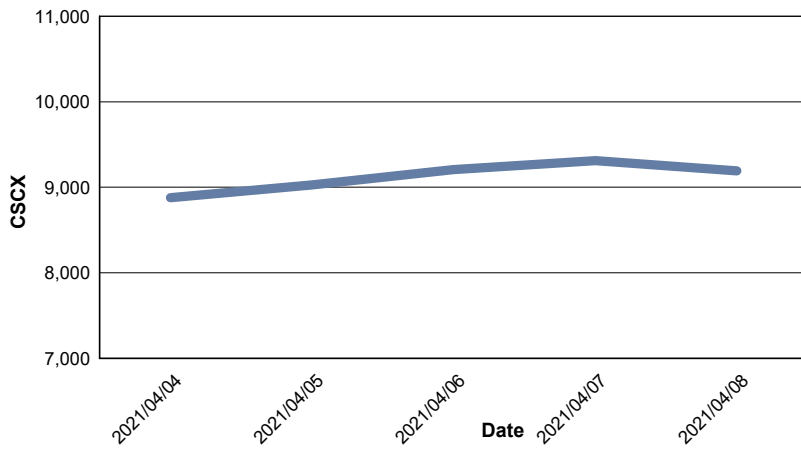
CASPI Index



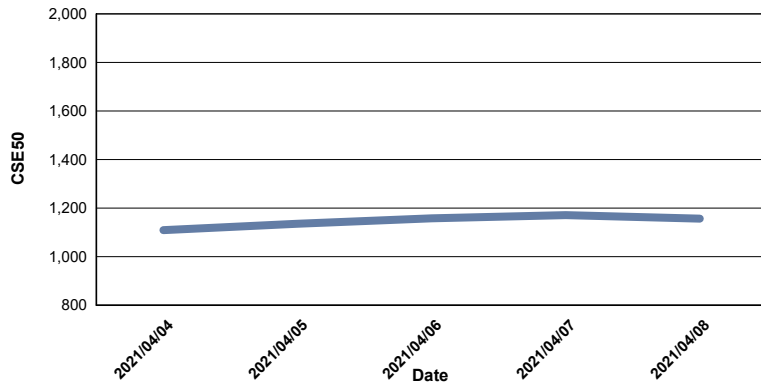
Index CSE30



Index CSCX



Index CSE50



Index CSI

