

Chittagong Stock Exchange

17-Sep-20

Weekly Market Summary

Week: 2020-09-13 to 2020-09-17 (5 days)

| | |
|-------------------------------|------------------|
| Total Turnover (BDT) : | 1,754,123,838.10 |
| Volume of Share (Nos): | 88,933,295.00 |
| Total Contact(Nos) | 62,585 |
| Total Scrip Traded | 317 |

| CATEGORY WISE TURNOVER | | |
|------------------------|---------------------|------------|
| Group | Turnover Value(BDT) | % of Total |
| A | 1,340,214,469.10 | 76.38 |
| B | 304,452,149.40 | 17.35 |
| N | 36,026,152.70 | 2.05 |
| Z | 73,431,066.90 | 4.18 |

| MAJOR INDICES IN THE WEEK | | | | | |
|---------------------------|------------|------------|-----------|----------|--------|
| Date | CASPI | CSE30 | CSCX | CSE50 | CSI |
| 09/10/2020 | 14295.0986 | 12119.6773 | 8602.5935 | 1,041.91 | 941.26 |
| 09/17/2020 | 14573.7016 | 12288.4441 | 8756.9104 | 1,062.59 | 942.67 |
| change in % | 1.9489 | 1.3925 | 1.7938 | 1.98 | 0.15 |

| SCRIP PERFORMANCE IN THE WEEK | |
|-------------------------------|-----|
| Advanced | 176 |
| Declined | 111 |
| No Change | 30 |
| Total Traded Issues | 317 |

| TOP TEN GAINER COMPANIES BY CLOSING PRICE | | | | | | |
|---|-------------------------------|----------|------------|---------|---------|----------------|
| Scrip ID | Scrip Name | Category | Week | | Closing | Turnover (BDT) |
| | | | Difference | Opening | | |
| 11037 | PROVATI INSURANCE CO. LTD | A | 46.87 | 35.20 | 51.70 | 7,624,418.70 |
| 12053 | C & A TEXTILES LTD. | Z | 35.71 | 2.80 | 3.80 | 5,218,983.40 |
| 18007 | UNITED AIRWAYS (BD) LTD. | Z | 33.33 | 1.50 | 2.00 | 10,447,293.60 |
| 11022 | ASIA PACIFIC GEN INS CO LTD | A | 26.17 | 34.00 | 42.90 | 3,855,941.50 |
| 11021 | NITOL INSURANCE COMPANY LTD | A | 22.30 | 39.00 | 47.70 | 1,224,292.80 |
| 11035 | ASIA INSURANCE LIMITED | A | 21.95 | 32.80 | 40.00 | 6,613,767.90 |
| 16021 | GOLDEN SON LIMITED | Z | 21.59 | 8.80 | 10.70 | 2,066,063.40 |
| 23001 | MONNO CERAMIC INDUSTRIES LTD | A | 21.12 | 131.10 | 158.80 | 25,252,407.80 |
| 11002 | PEOPLES INSURANCE COMPANY LTD | B | 20.83 | 31.20 | 37.70 | 1,537,142.70 |
| 11005 | JANATA INSURANCE COMPANY LTD | A | 19.48 | 23.10 | 27.60 | 4,622,346.60 |

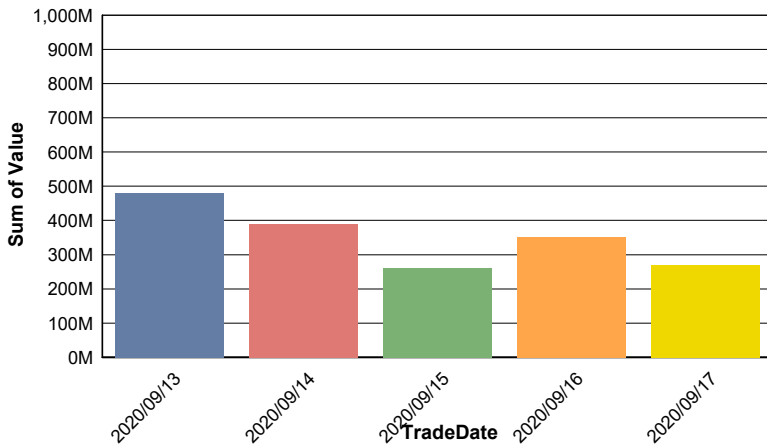
TOP TEN LOSER COMPANIES BY CLOSING PRICE

| Scrip ID | Scrip Name | Category | Week Difference | Opening | Closing | Turnover (BDT) |
|----------|---------------------------------|----------|-----------------|---------|---------|----------------|
| 21050 | ICB AMCL FIRST AGRANI BANK MUTU | A | -20.00 | 8.00 | 6.40 | 328,140.00 |
| 19009 | HAKKANI PULP & PAPER MILLS LTD | B | -17.09 | 112.90 | 93.60 | 5,015,034.60 |
| 32006 | GQ BALL PEN INDUSTRIES LIMITED | A | -15.96 | 229.90 | 193.20 | 1,780,716.70 |
| 24003 | INFORMATION SERVICES NETWORK I | B | -12.92 | 64.20 | 55.90 | 3,568,243.90 |
| 14022 | FINE FOODS LIMITED | B | -12.51 | 98.30 | 86.00 | 1,806,610.00 |
| 12047 | MOZAFFAR HOSSAIN SPINNING MILL | B | -12.38 | 10.50 | 9.20 | 447,972.80 |
| 14017 | FU-WANG FOODS LIMITED | B | -9.79 | 19.40 | 17.50 | 8,747,957.10 |
| 19008 | MIRACLE INDUSTRIES LIMITED | B | -9.71 | 31.90 | 28.80 | 3,759,292.90 |
| 21039 | NLI FIRST MUTUAL FUND | A | -9.09 | 11.00 | 10.00 | 1,900.00 |
| 13025 | SALVO CHEMICAL INDUSTRY LTD | B | -8.98 | 16.70 | 15.20 | 685,179.80 |

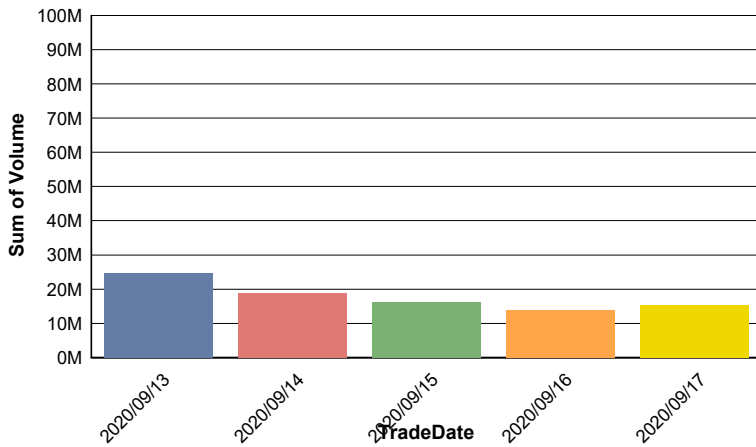
TOP TEN COMPANIES BY TURNOVER

| Scrip ID | Scrip Name | Turnover (BDT) | Volume |
|----------|--------------------------------|----------------|-----------|
| 22017 | DUTCH-BANGLA BANK LIMITED | 103,461,083.00 | 1,659,232 |
| 32009 | BRITISH AMERICAN TOBACCO BD CO | 88,196,619.60 | 78,909 |
| 13005 | BEXIMCO PHARMACEUTICALS LTD | 82,031,077.80 | 745,347 |
| 32003 | BEXIMCO LIMITED | 68,102,596.30 | 2,647,229 |
| 12041 | SAIHAM COTTON MILLS LTD. | 61,761,774.80 | 3,457,438 |
| 12065 | AMAN COTTON FIBROUS LTD. | 49,959,454.80 | 1,663,297 |
| 25010 | LANKABANGLA FINANCE LIMITED | 47,014,905.50 | 2,158,287 |
| 22010 | INTL FINANCE INV & COMM BANK | 43,243,116.80 | 3,654,989 |
| 20010 | KHULNA POWER COMPANY LIMITED | 37,059,684.00 | 720,953 |
| 12071 | RING SHINE TEXTILES LTD. | 30,251,304.90 | 3,786,938 |

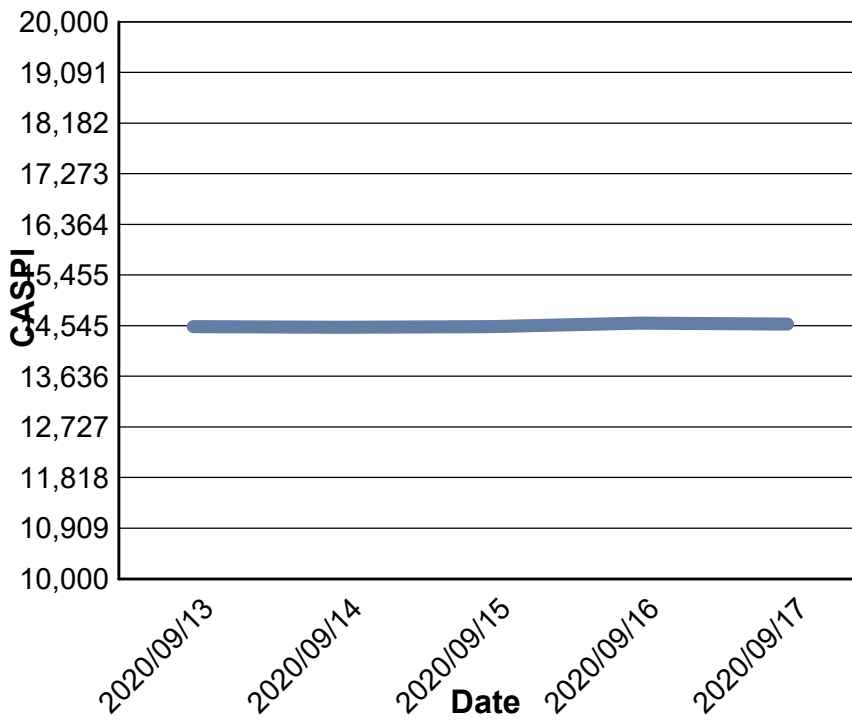
Data for Turnover Value



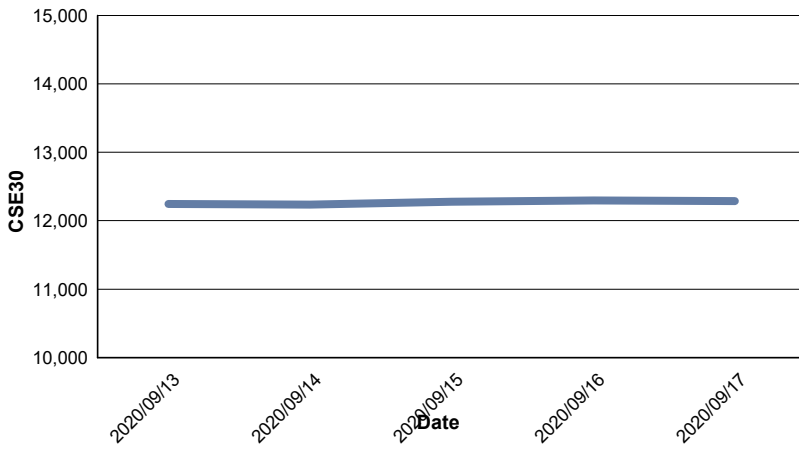
Data for Turnover Volume



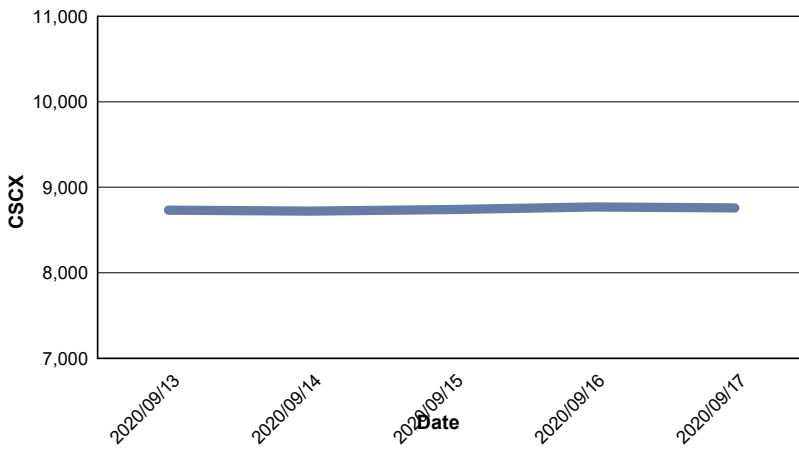
CASPI Index



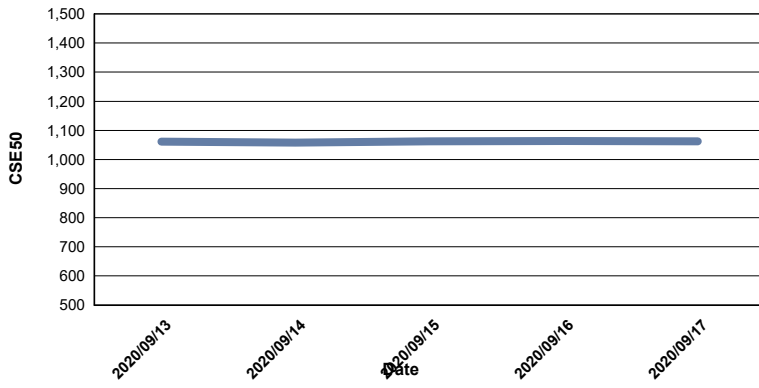
Index CSE30



Index CSCX



Index CSE50



Index CSI

