

Chittagong Stock Exchange

20-Feb-20

Weekly Market Summary

Week: 2020-02-16 to 2020-02-20 (5 days)

Total Turnover (BDT) :	2,454,356,920.20
Volume of Share (Nos):	97,207,671.00
Total Contact(Nos)	66,644
Total Scrip Traded	313

CATEGORY WISE TURNOVER		
Group	Turnover Value(BDT)	% of Total
A	2,132,152,280.10	86.85
B	262,862,612.50	10.70
N	43,478,184.80	1.77
Z	15,863,842.80	0.65

MAJOR INDICES IN THE WEEK					
Date	CASPI	CSE30	CSCX	CSE50	CSI
02/13/2020	13903.2671	11958.1021	8432.4660	1,007.52	903.50
02/20/2020	14524.7393	12775.4879	8812.2341	1,053.70	945.93
change in %	4.4700	6.8354	4.5036	4.58	4.70

SCRIP PERFORMANCE IN THE WEEK	
Advanced	233
Declined	60
No Change	20
Total Traded Issues	313

TOP TEN GAINER COMPANIES BY CLOSING PRICE							
Scrip ID	Scrip Name	Category	Week		Closing	Turnover (BDT)	
			Difference	Opening			
15010	M.I. CEMENT FACTORY LTD.	A	44.61	38.10	55.10	825,133.60	
15011	PREMIER CEMENT MILLS LIMITED	A	29.92	52.80	68.60	108,087.30	
16032	BANGLADESH STEEL RE-ROLLING MI	A	29.51	53.20	68.90	19,777,490.30	
13025	SALVO CHEMICAL INDUSTRY LTD	Z	29.47	9.50	12.30	165,204.00	
13026	GLOBAL HEAVY CHEMICALS LIMITED	B	28.00	27.50	35.20	634,255.10	
15003	MEGHNA CEMENT MILLS LIMITED	A	27.71	58.10	74.20	196,939.40	
13011	KOHINOOR CHEMICAL CO (BD) LTD	A	26.51	350.40	443.30	758,047.90	
16022	BSRM STEELS LIMITED	A	22.87	38.90	47.80	7,318,442.30	
16030	WESTERN MARINE SHIPYARD LTD.	A	21.87	12.80	15.60	27,465,487.20	
12035	METRO SPINNING LIMITED	B	21.62	7.40	9.00	4,397,103.90	

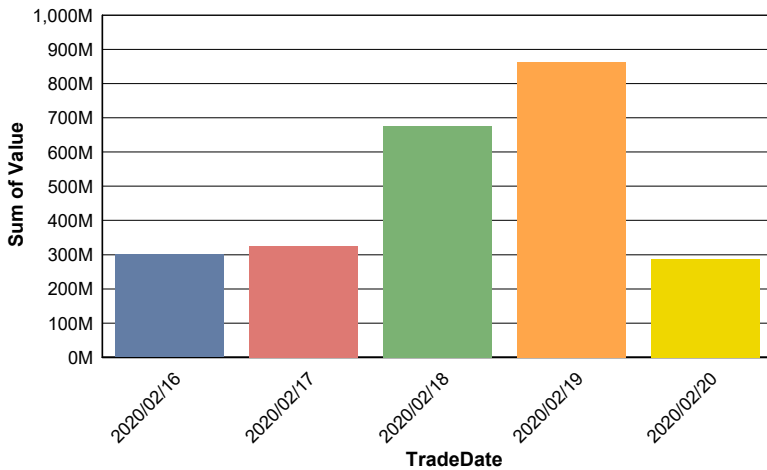
TOP TEN LOSER COMPANIES BY CLOSING PRICE

Scrip ID	Scrip Name	Category	Week Difference	Opening	Closing	Turnover (BDT)
23003	STANDARD CERAMIC INDS LIMITED	B	-14.52	586.70	501.50	1,745,751.50
32007	IMAM BUTTON INDUSTRIES LTD	Z	-12.79	25.80	22.50	35,820.00
19006	SINOBANGLA INDUSTRIES LIMITED	A	-8.81	65.80	60.00	2,317,979.50
12062	SHEPHERD INDUSTRIES LIMITED	A	-7.96	25.10	23.10	39,238,833.60
12025	ANLIMA YARN DYEING LIMITED	B	-7.84	40.80	37.60	6,845,465.60
11027	PARAMOUNT INSURANCE CO. LTD	B	-7.74	43.90	40.50	183,733.00
17007	SAMATA LEATHER COMPLEX LTD	B	-7.63	162.40	150.00	572,246.10
12017	ALLTEX INDUSTRIES LIMITED	Z	-7.36	9.50	8.80	70,538.50
25017	FAS FINANCE & INVESTMENT LTD	B	-7.27	5.50	5.10	4,946,107.50
11032	NORTHERN GENERAL INSURANCE CO	A	-6.80	25.00	23.30	709,884.20

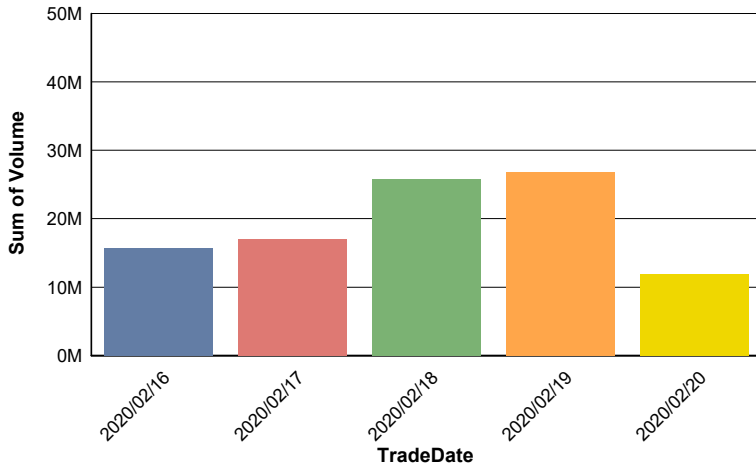
TOP TEN COMPANIES BY TURNOVER

Scrip ID	Scrip Name	Turnover (BDT)	Volume
22017	DUTCH-BANGLA BANK LIMITED	585,994,068.10	8,040,013
22022	BANK ASIA LIMITED	244,735,434.40	12,949,023
20004	SUMMIT POWER LIMITED	75,387,341.00	1,723,094
16038	S. S. STEEL LIMITED	66,517,930.80	4,875,071
32003	BEXIMCO LIMITED	54,804,395.30	3,201,472
13023	BEACON Pharmaceuticals Ltd.	54,457,940.50	1,053,660
15009	LAFARGE HOLCIM BANGLADESH LIMITED	53,574,382.00	1,092,567
12071	RING SHINE TEXTILES LTD.	45,363,487.70	5,374,337
12062	SHEPHERD INDUSTRIES LIMITED	39,238,833.60	1,601,741
24012	ADN TELECOM LIMITED	35,936,252.20	743,998

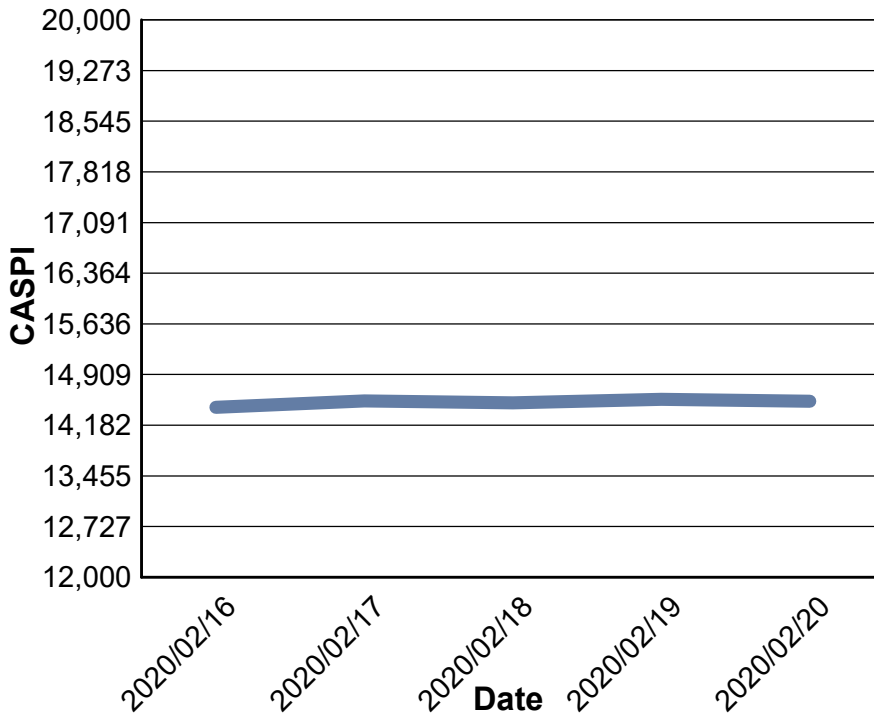
Data for Turnover Value



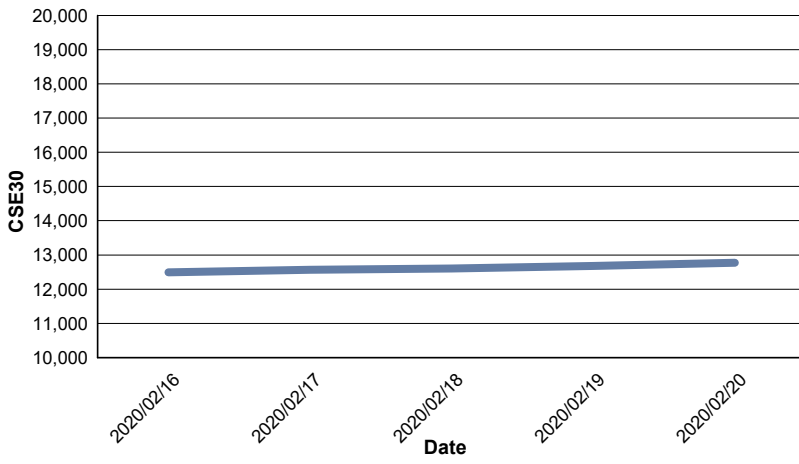
Data for Turnover Volume



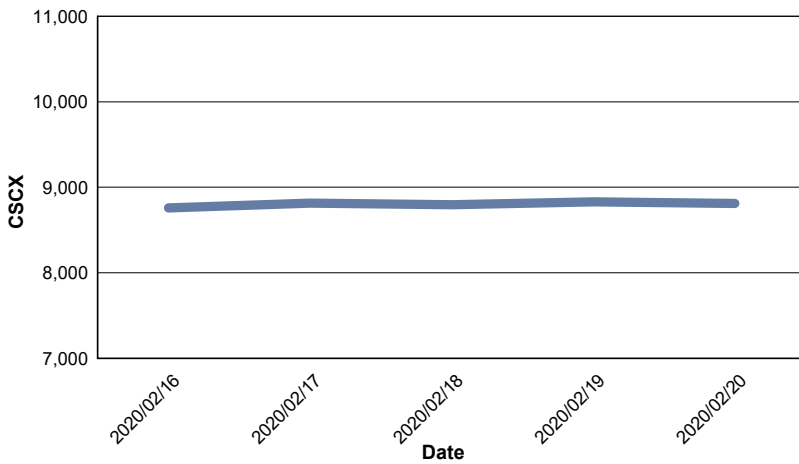
CASPI Index



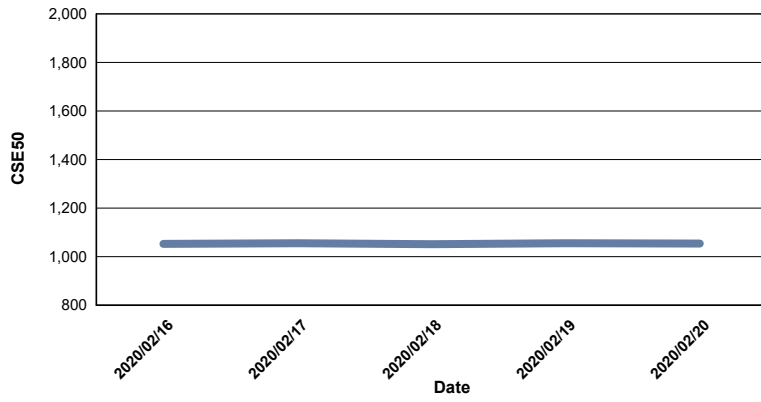
Index CSE30



Index CSCX



Index CSE50



Index CSI

