

Chittagong Stock Exchange

16-May-19

Weekly Market Summary

Week: 2019-05-12 to 2019-05-16 (5 days)

| | |
|-------------------------------|----------------|
| Total Turnover (BDT) : | 779,164,402.50 |
| Volume of Share (Nos): | 32,059,612.00 |
| Total Contact(Nos) | 28,778 |
| Total Scrip Traded | 286 |

| CATEGORY WISE TURNOVER | | |
|------------------------|---------------------|------------|
| Group | Turnover Value(BDT) | % of Total |
| A | 630,985,532.60 | 80.97 |
| B | 84,565,122.50 | 10.85 |
| N | 57,176,398.70 | 7.34 |
| Z | 6,437,348.70 | 0.83 |

| MAJOR INDICES IN THE WEEK | | | | | |
|---------------------------|------------|------------|-----------|----------|----------|
| Date | CASPI | CSE30 | CSCX | CSE50 | CSI |
| 05/09/2019 | 16186.5479 | 14257.3359 | 9800.6462 | 1,175.85 | 1,065.39 |
| 05/16/2019 | 16001.8368 | 14003.8809 | 9687.1514 | 1,163.59 | 1,049.15 |
| change in % | -1.1411 | -1.7777 | -1.1580 | -1.04 | -1.52 |

| SCRIP PERFORMANCE IN THE WEEK | |
|-------------------------------|-----|
| Advanced | 99 |
| Declined | 167 |
| No Change | 20 |
| Total Traded Issues | 286 |

| TOP TEN GAINER COMPANIES BY CLOSING PRICE | | | | | | |
|---|--------------------------------|----------|------------|---------|---------|----------------|
| Scrip ID | Scrip Name | Category | Week | | Closing | Turnover (BDT) |
| | | | Difference | Opening | | |
| 22010 | INTL FINANCE INV & COMM BANK | A | 11.21 | 10.70 | 11.90 | 34,762,815.80 |
| 22022 | BANK ASIA LIMITED | A | 10.00 | 18.00 | 19.80 | 9,538,850.20 |
| 11013 | PHOENIX INSURANCE COMPANY LTD | A | 9.79 | 24.50 | 26.90 | 5,380.00 |
| 11011 | PRAGATI INSURANCE LIMITED | A | 9.54 | 28.30 | 31.00 | 55,166.40 |
| 10011 | PADMA ISLAMI LIFE INSURANCE LT | Z | 8.49 | 21.20 | 23.00 | 23,000.00 |
| 22014 | DHAKA BANK LIMITED | A | 8.27 | 13.30 | 14.40 | 4,438,619.50 |
| 22031 | THE PREMIER BANK LIMITED | A | 7.14 | 11.20 | 12.00 | 8,666,784.00 |
| 22032 | TRUST BANK LIMITED | A | 6.84 | 29.20 | 31.20 | 1,883,036.40 |
| 25019 | NATIONAL HOUSING FIN.& INV.LTD | A | 5.97 | 36.80 | 39.00 | 246,169.80 |
| 20017 | SHAHJIBAZAR POWER CO. LTD. | A | 5.93 | 82.60 | 87.50 | 204,169.80 |

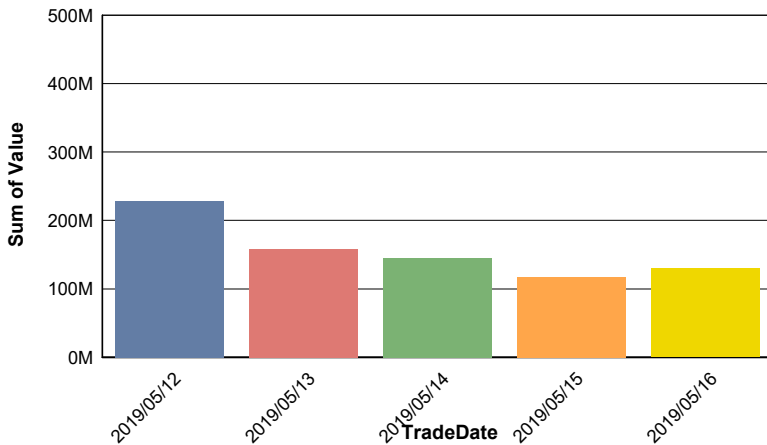
TOP TEN LOSER COMPANIES BY CLOSING PRICE

| Scrip ID | Scrip Name | Category | Week Difference | Opening | Closing | Turnover (BDT) |
|----------|--------------------------------|----------|-----------------|---------|---------|----------------|
| 14021 | BEACH HATCHERY LTD. | Z | -17.11 | 22.20 | 18.40 | 119,638.20 |
| 11034 | MERCANTILE INSURANCE CO.LTD. | A | -16.05 | 29.90 | 25.10 | 164,550.00 |
| 25003 | UTTARA FINANCE & INVESTME | A | -12.91 | 68.90 | 60.00 | 338,040.00 |
| 15011 | PREMIER CEMENT MILLS LIMITED | A | -11.48 | 70.50 | 62.40 | 16,897.60 |
| 14005 | AGRICULTURAL MARKETING CO LTD | A | -11.02 | 245.00 | 218.00 | 4,445.50 |
| 11030 | TAKAFUL ISLAMI INSURANCE LTD. | A | -10.90 | 27.50 | 24.50 | 211,677.00 |
| 25022 | FAREAST FINANCE & INVESTMENT L | Z | -10.71 | 5.60 | 5.00 | 7,836.40 |
| 16001 | AZIZ PIPES LIMITED | B | -10.06 | 177.90 | 160.00 | 17,900.00 |
| 20020 | INTRACO REFUELING STATION LTD. | A | -9.71 | 24.70 | 22.30 | 11,366,714.00 |
| 10001 | DELTA LIFE INSURANCE COMPANY | A | -9.42 | 105.00 | 95.10 | 196,560.00 |

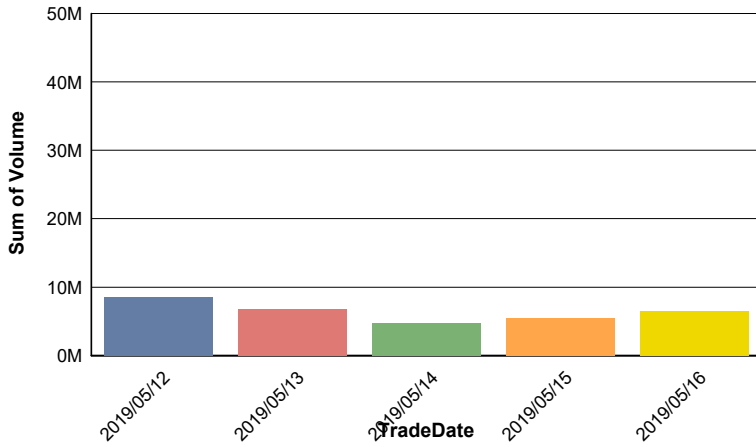
TOP TEN COMPANIES BY TURNOVER

| Scrip ID | Scrip Name | Turnover (BDT) | Volume |
|----------|--|----------------|-----------|
| 20019 | Doreen Power Generations and Systems Limited | 89,878,667.20 | 1,072,110 |
| 12030 | SAIHAM TEXTILE MILLS LTD | 40,006,880.00 | 851,151 |
| 22010 | INTL FINANCE INV & COMM BANK | 34,762,815.80 | 3,111,037 |
| 20005 | DHAKA ELECTRIC SUPPLY CO. LTD. | 28,089,190.10 | 585,148 |
| 32004 | BD SHIPPING CORPORATION | 27,524,099.80 | 539,173 |
| 16038 | S. S. STEEL LIMITED | 25,592,912.60 | 797,093 |
| 12069 | ESQUIRE KNIT COMPOSITE LIMITED | 20,853,507.30 | 432,876 |
| 26001 | GRAMEENPHONE LIMITED | 16,884,627.80 | 48,425 |
| 15009 | LAFARGE HOLCIM BANGLADESH LIMITED | 16,153,328.00 | 395,725 |
| 24004 | BDCOM ONLINE LIMITED | 15,364,563.40 | 479,288 |

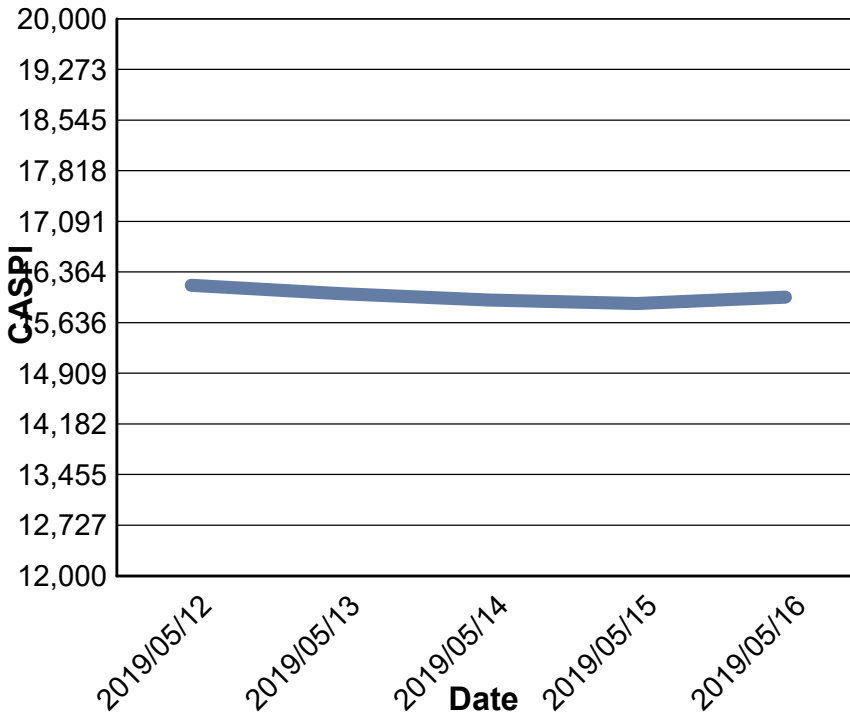
Data for Turnover Value



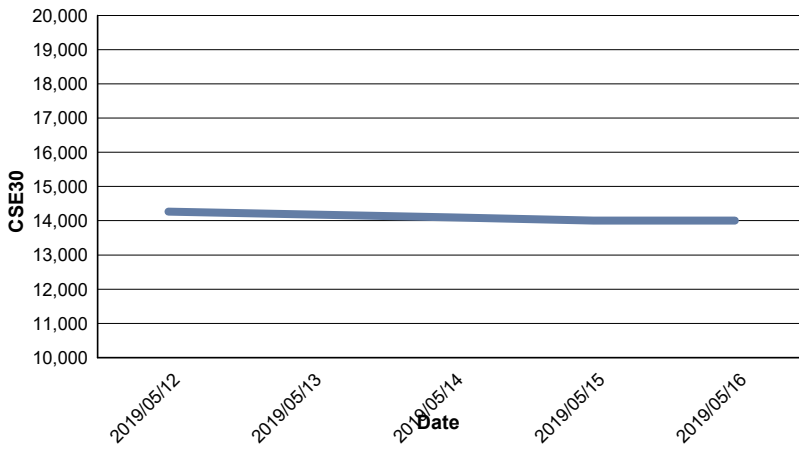
Data for Turnover Volume



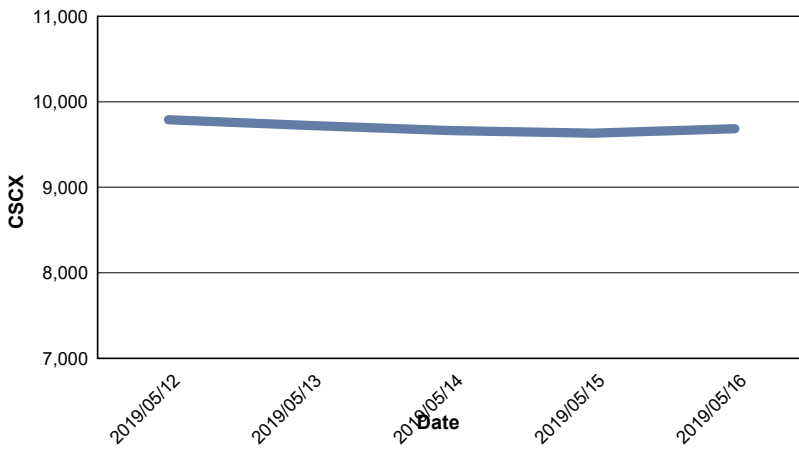
CASPI Index



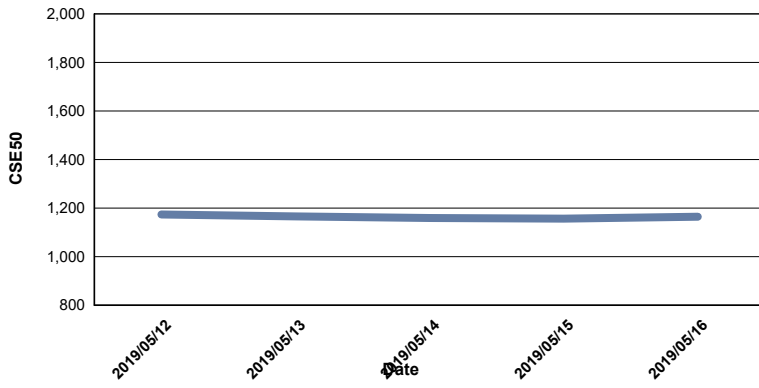
Index CSE30



Index CSCX



Index CSE50



Index CSI

