

Chittagong Stock Exchange

11-Mar-21

Weekly Market Summary

Week: 2021-03-07 to 2021-03-11 (5 days)

Total Turnover (BDT) :	2,546,265,735.20
Volume of Share (Nos):	57,565,691.00
Total Contact(Nos)	79,051
Total Scrip Traded	299

CATEGORY WISE TURNOVER		
Group	Turnover Value(BDT)	% of Total
A	1,656,252,221.90	65.03
B	159,601,799.90	6.26
N	719,477,982.10	28.24
Z	10,933,731.30	0.43

MAJOR INDICES IN THE WEEK					
Date	CASPI	CSE30	CSCX	CSE50	CSI
03/04/2021	15976.3546	12324.1364	9633.1754	1,222.57	1,005.68
03/11/2021	16164.1210	12414.5973	9749.9524	1,239.76	1,027.05
change in %	1.1753	0.7340	1.2122	1.41	2.13

SCRIP PERFORMANCE IN THE WEEK	
Advanced	102
Declined	126
No Change	71
Total Traded Issues	299

TOP TEN GAINER COMPANIES BY CLOSING PRICE						
Scrip ID	Scrip Name	Category	Week		Closing	Turnover (BDT)
			Difference	Opening		
20023	LUB-RREF (BANGLADESH) LTD.	N	100.37	27.00	54.10	254,882,413.60
14012	RAHIMA FOOD CORPORATION LTD	A	15.70	192.90	223.20	49,641,501.80
13020	BERGER PAINTS BANGLADESH LTD	A	15.12	1,557.30	1,792.80	7,440,829.60
20017	SHAHJIBAZAR POWER CO. LTD.	A	14.44	73.40	84.00	5,334,075.40
15009	LAFARGE HOLCIM BANGLADESH LIM	A	12.76	52.50	59.20	116,861,894.20
11035	ASIA INSURANCE LIMITED	A	12.52	90.20	101.50	9,030,970.90
25014	BD FINANCE & INVESTMENT CO LTD	A	11.11	29.70	33.00	4,247,385.60
20004	SUMMIT POWER LIMITED	A	10.91	44.90	49.80	82,843,323.30
12025	ANLIMA YARN DYEING LIMITED	B	10.55	39.80	44.00	3,480,931.60
16038	S. S. STEEL LIMITED	A	10.16	18.70	20.60	21,812,408.10

TOP TEN LOSER COMPANIES BY CLOSING PRICE

Scrip ID	Scrip Name	Category	Week Difference	Opening	Closing	Turnover (BDT)
11021	NITOL INSURANCE COMPANY LTD	A	-10.49	50.50	45.20	999,112.50
11036	ISLAMI INSURANCE BANGLADESH LT	A	-10.00	44.00	39.60	327,451.00
11016	PRIME INSURANCE COMPANY LTD	A	-9.65	35.20	31.80	291,156.80
12037	THE DACCA DYEING & MFC. CO. LT	Z	-9.30	8.60	7.80	80,432.50
21037	LR GLOBAL BANGLADESH MF ONE	A	-8.57	7.00	6.40	176,287.00
21032	AIBL 1ST ISLAMIC MUTUAL FUND	A	-8.33	9.60	8.80	1,936.00
11002	PEOPLES INSURANCE COMPANY LTD	B	-8.14	39.30	36.10	291,010.00
16017	BD WELDING ELECTRODES LIMITED	Z	-8.06	18.60	17.10	59,100.00
11029	CONTINENTAL INSURANCE LIMITED	A	-7.96	36.40	33.50	470,814.70
24013	eGENERATION LIMITED	N	-7.86	39.40	36.30	69,379,756.70

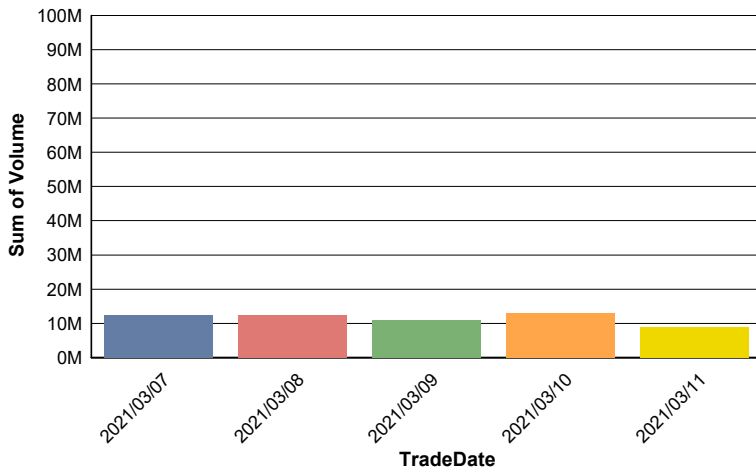
TOP TEN COMPANIES BY TURNOVER

Scrip ID	Scrip Name	Turnover (BDT)	Volume
26003	ROBI AXIATA LIMITED	299,536,785.60	5,859,129
10002	NATIONAL LIFE INSURANCE CO.LTD	257,251,990.00	1,100,050
20023	LUB-RREF (BANGLADESH) LTD.	254,882,413.60	4,751,358
22017	DUTCH-BANGLA BANK LIMITED	228,826,667.20	3,562,515
32009	BRITISH AMERICAN TOBACCO BD CO	223,956,687.40	383,198
15009	LAFARGE HOLCIM BANGLADESH LIMITED	116,861,894.20	2,005,209
25010	LANKABANGLA FINANCE LIMITED	97,116,019.20	2,696,748
20004	SUMMIT POWER LIMITED	82,843,323.30	1,699,855
32003	BEXIMCO LIMITED	82,721,097.30	993,132
24013	eGENERATION LIMITED	69,379,756.70	1,803,266

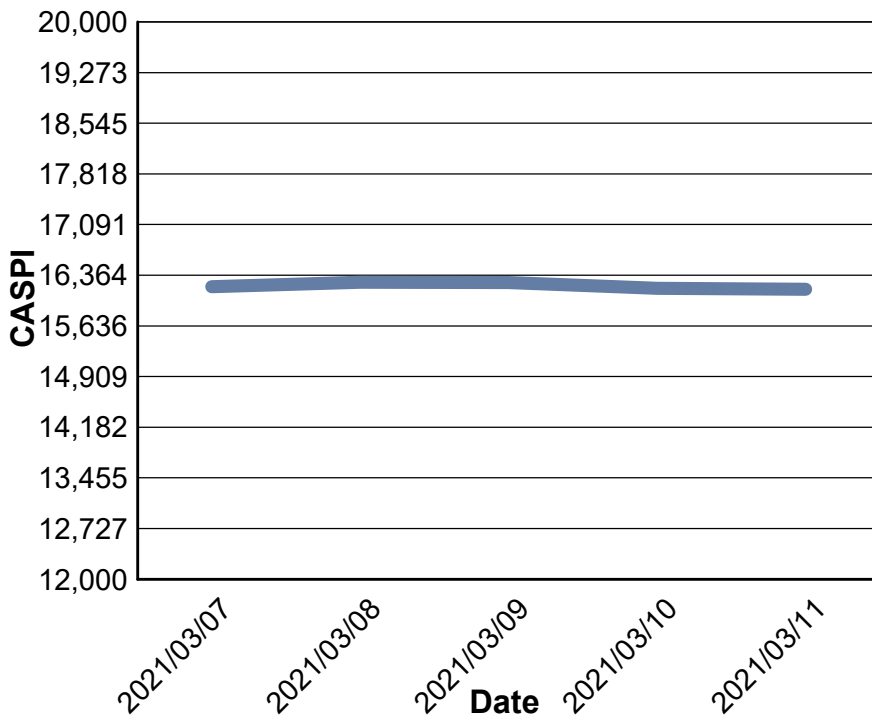
Data for Turnover Value



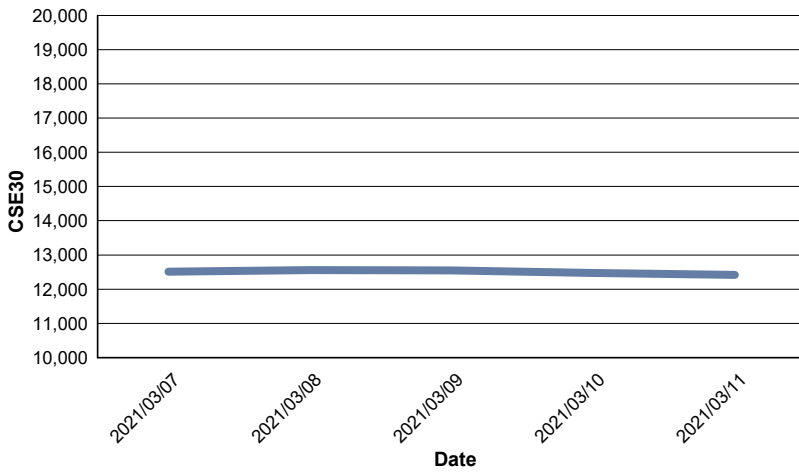
Data for Turnover Volume



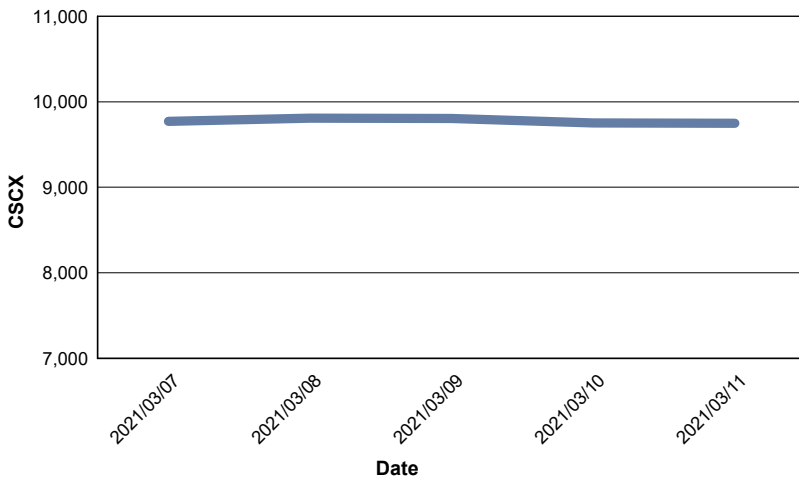
CASPI Index



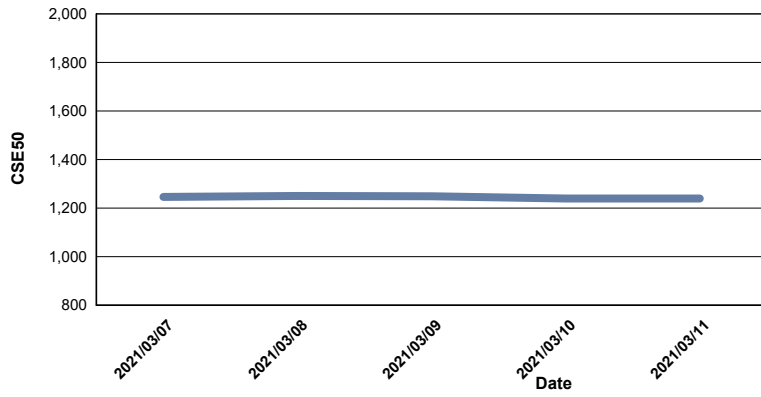
Index CSE30



Index CSCX



Index CSE50



Index CSI

