

# Chittagong Stock Exchange

09-Feb-23

## Weekly Market Summary

Week: 2023-02-05 to 2023-02-09 (5 days)

<b>Total Turnover (BDT) :</b>	653,458,652.80
<b>Volume of Share (Nos):</b>	8,219,838.00
<b>Total Contact(Nos)</b>	17,584
<b>Total Scrip Traded</b>	261

CATEGORY WISE TURNOVER		
Group	Turnover Value(BDT)	% of Total
A	540,434,041.70	82.70
B	101,605,892.90	15.55
N	10,890,604.70	1.67
Z	528,113.50	0.08

MAJOR INDICES IN THE WEEK						
Date	CASPI	CSE30	CSCX	CSE50	CSI	CSESMEX
02/02/2023	18583.2316	13334.1455	11139.7634	1,332.07	1,176.90	1,872.71
02/09/2023	18535.2907	13365.4579	11111.6873	1,328.35	1,171.30	1,840.01
change in %	-0.2580	0.2348	-0.2520	-0.28	-0.48	-1.75

SCRIP PERFORMANCE IN THE WEEK	
Advanced	30
Declined	103
No Change	128
Total Traded Issues	261

TOP TEN GAINER COMPANIES BY CLOSING PRICE							
Scrip ID	Scrip Name	Category	Week Difference	Week		Turnover (BDT)	
				Opening	Closing		
17002	Apex Footwear Limited	A	16.73	263.00	307.00	1,738,149.70	
13008	ORION INFUSION LIMITED	A	10.38	358.20	395.40	4,505,373.10	
19003	SONALI PAPER & BOARD MILLS LIMIT	A	7.48	611.60	657.40	20,875,128.90	
24006	AGNI SYSTEMS LIMITED	B	6.93	24.50	26.20	140,005.80	
18011	SEA PEARL BEACH RESORT & SPA LII	A	6.65	272.00	290.10	189,222,837.30	
32004	BD SHIPPING CORPORATION	A	6.54	133.00	141.70	18,988,452.90	
14018	BANGAS LIMITED	B	6.09	110.00	116.70	538,721.80	
14026	OLYMPIC INDUSTRIES LIMITED	A	6.03	144.20	152.90	39,714,834.60	
14001	APEX FOODS LIMITED	A	5.53	282.00	297.60	1,201,551.30	
19007	BD MONOSPOOL PAPER MFG. CO. LT	A	5.31	282.00	297.00	3,154,529.80	

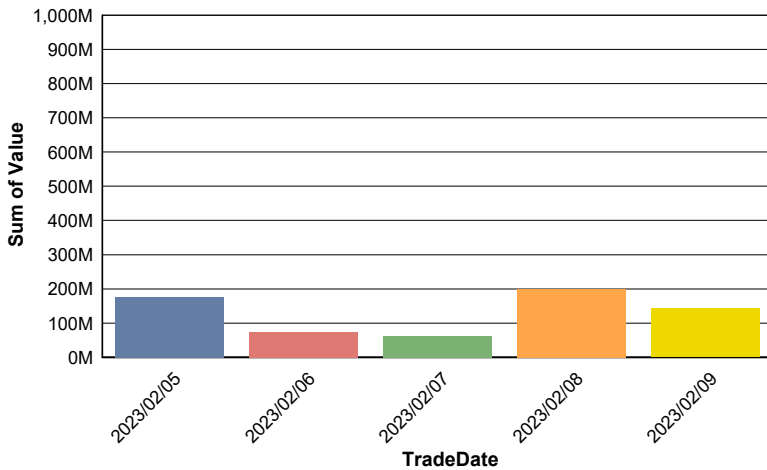
**TOP TEN LOSER COMPANIES BY CLOSING PRICE**

Scrip ID	Scrip Name	Category	Week Difference	Opening	Closing	Turnover (BDT)
10008	PRAGATI LIFE INSURANCE LTD.	A	-16.17	150.20	125.90	1,312,652.30
20014	GBB POWER LIMITED	B	-11.35	18.50	16.40	18,484.00
11045	UNION INSURANCE COMPANY LTD.	B	-11.32	46.80	41.50	22,742.00
11005	JANATA INSURANCE COMPANY LTD	A	-11.31	32.70	29.00	347,649.00
11014	EASTERN INSURANCE COMPANY LTC	A	-10.80	57.40	51.20	5,690.00
13602	STAR ADHESIVES LIMITED	N	-10.00	73.00	65.70	65.70
14601	BENGAL BISCUITS LIMITED	N	-9.90	94.90	85.50	85.50
11043	GLOBAL INSURANCE COMPANY LTD.	A	-9.74	35.90	32.40	629,969.80
11031	STANDARD INSURANCE LIMITED	A	-9.59	49.00	44.30	24,700.60
22028	JAMUNA BANK LIMITED	A	-8.15	23.30	21.40	28,697.40

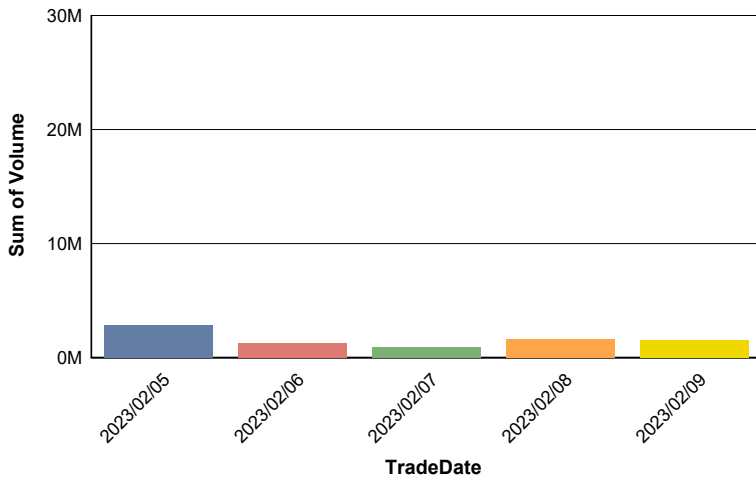
**TOP TEN COMPANIES BY TURNOVER**

Scrip ID	Scrip Name	Turnover (BDT)	Volume
18011	SEA PEARL BEACH RESORT & SPA LIMITED	189,222,837.30	656,311
23005	SHINEPUKUR CERAMICS LIMITED	58,440,322.00	1,121,017
25012	IPDC FINANCE LIMITED	54,192,153.60	940,836
14026	OLYMPIC INDUSTRIES LIMITED	39,714,834.60	263,185
24011	GENEX INFOSYS LIMITED	22,298,964.20	207,752
19003	SONALI PAPER & BOARD MILLS LIMITED	20,875,128.90	33,800
32004	BD SHIPPING CORPORATION	18,988,452.90	134,408
19011	BASHUNDHARA PAPER MILLS LTD.	17,168,569.40	194,720
16025	BENGAL WINDSOR THERMOPLASTICS	15,815,542.00	465,516
11016	PRIME INSURANCE COMPANY LTD	14,834,088.00	165,744

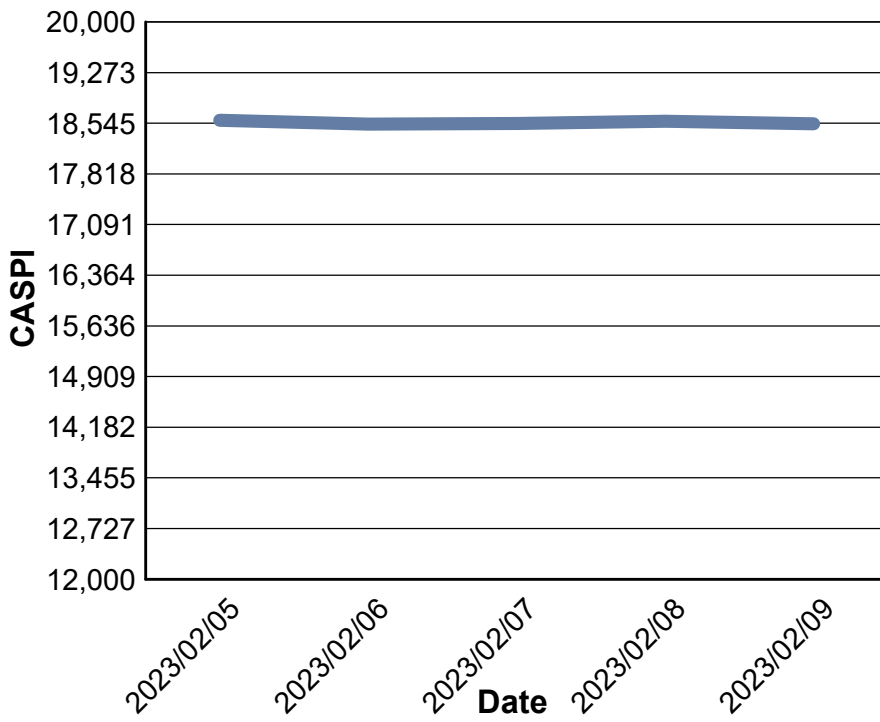
**Data for Turnover Value**



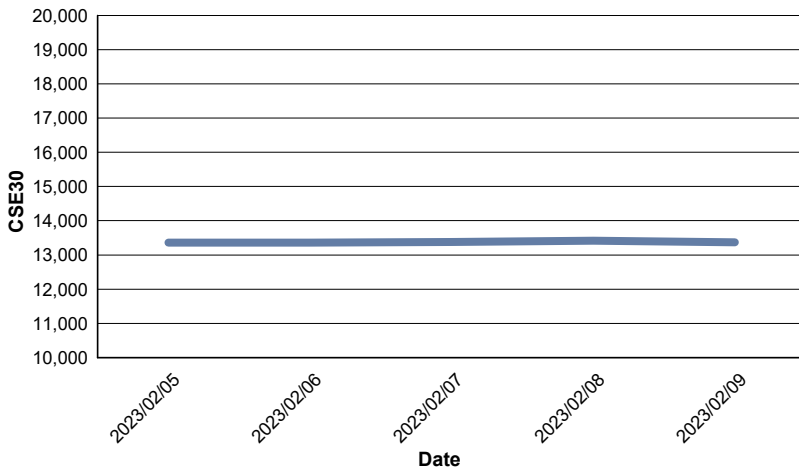
### Data for Turnover Volume



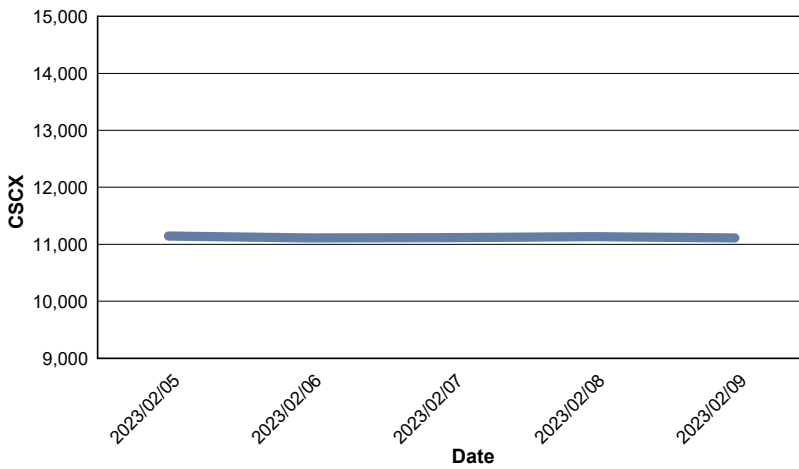
### CASPI Index



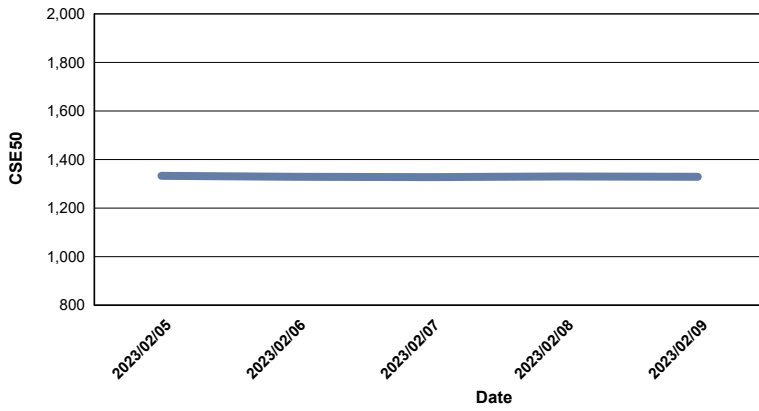
### Index CSE30



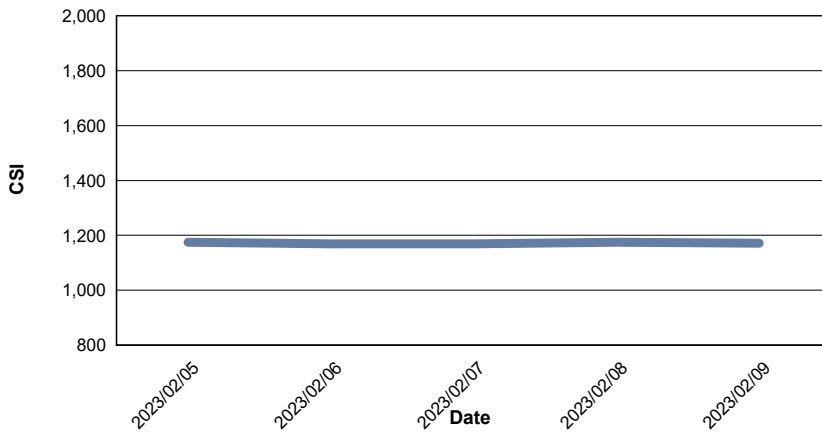
### Index CSCX



### Index CSE50



### Index CSI



### Index CSESMEX

