

Chittagong Stock Exchange

21-Sep-23

Weekly Market Summary

Week: 2023-09-17 to 2023-09-21 (5 days)

Total Turnover (BDT) :	786,123,472.80
Volume of Share (Nos):	15,535,017.00
Total Contact(Nos)	16,116
Total Scrip Traded	267

CATEGORY WISE TURNOVER		
Group	Turnover Value(BDT)	% of Total
A	538,928,727.10	68.55
B	223,142,867.10	28.38
N	21,961,809.50	2.79
Z	2,090,069.10	0.27

MAJOR INDICES IN THE WEEK						
Date	CASPI	CSE30	CSCX	CSE50	CSI	CSESMEX
09/14/2023	18626.5975	13360.4485	11136.4336	1,304.74	1,169.75	2,116.36
09/21/2023	18664.1957	13378.5794	11158.5314	1,308.24	1,171.09	2,079.06
change in %	0.2019	0.1357	0.1984	0.27	0.12	-1.76

SCRIP PERFORMANCE IN THE WEEK	
Advanced	71
Declined	55
No Change	141
Total Traded Issues	267

TOP TEN GAINER COMPANIES BY CLOSING PRICE							
Scrip ID	Scrip Name	Category	Week Difference	Week		Turnover (BDT)	
				Opening	Closing		
11041	CRYSTAL INSURANCE COMPANY LIM	A	34.61	98.80	133.00	2,378,352.10	
11033	REPUBLIC INSURANCE COMPANY LTI	A	31.38	41.10	54.00	5,600,457.30	
10015	TRUST ISLAMI LIFE INSURANCE LTD.	N	21.32	53.00	64.30	16,622,347.90	
32007	IMAM BUTTON INDUSTRIES LTD	Z	20.98	116.30	140.70	226,671.80	
32019	KHAN BROTHERS PP WOVEN BAG IN	B	15.63	21.10	24.40	5,383,662.90	
11042	DESH GENERAL INSURANCE COMPAI	B	14.52	35.10	40.20	5,137,691.10	
18011	SEA PEARL BEACH RESORT & SPA LII	A	11.50	170.30	189.90	141,164,497.20	
32605	HIMADRI LIMITED	N	9.99	1,905.90	2,096.40	470,282.00	
24004	BDCOM ONLINE LIMITED	A	9.14	35.00	38.20	2,230,275.60	
24007	DAFFODIL COMPUTERS LIMITED	B	8.99	84.50	92.10	43,810,942.00	

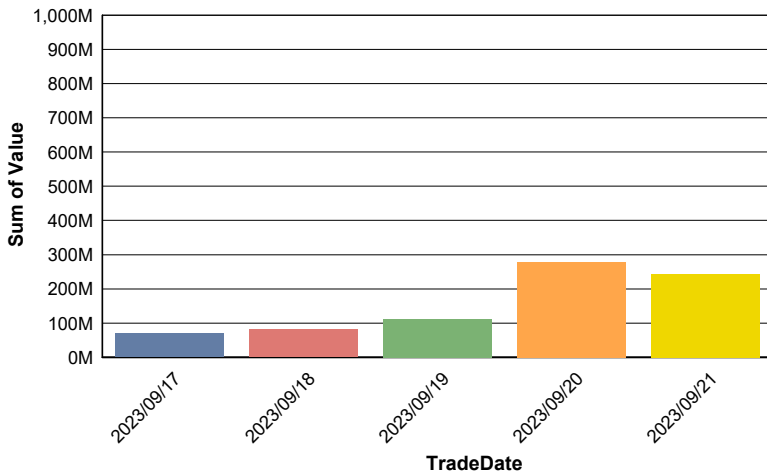
TOP TEN LOSER COMPANIES BY CLOSING PRICE

Scrip ID	Scrip Name	Category	Week Difference	Opening	Closing	Turnover (BDT)
12035	METRO SPINNING LIMITED	B	-23.80	35.70	27.20	2,719,781.20
11029	CONTINENTAL INSURANCE LIMITED	A	-14.01	53.50	46.00	3,964,415.00
17601	MK FOOTWEAR PLC	N	-10.89	30.30	27.00	75,782.80
12025	ANLIMA YARN DYEING LIMITED	B	-9.91	35.30	31.80	29,256.00
17008	LEGACY FOOTWEAR LIMITED	B	-8.53	94.90	86.80	4,305,045.60
11022	ASIA PACIFIC GEN INS CO LTD	A	-7.62	69.50	64.20	646,045.00
14022	FINE FOODS LIMITED	B	-7.62	129.90	120.00	396,840.00
14021	BEACH HATCHERY LTD.	B	-7.33	47.70	44.20	2,162,929.50
11046	MEGHNA INSURANCE COMPANY LTD.	A	-7.05	49.60	46.10	3,664,057.80
11001	RUPALI INSURANCE COMPANY LTD	A	-6.72	35.70	33.30	3,884,416.10

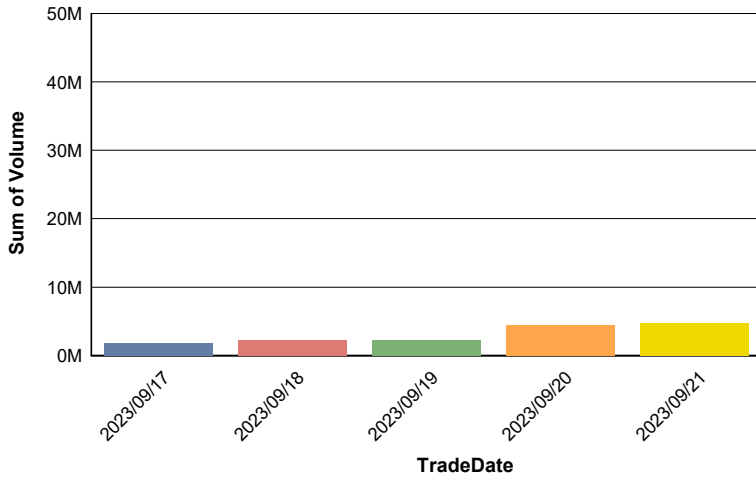
TOP TEN COMPANIES BY TURNOVER

Scrip ID	Scrip Name	Turnover (BDT)	Volume
18011	SEA PEARL BEACH RESORT & SPA LIMITED	141,164,497.20	842,925
22029	BRAC BANK LIMITED	82,257,624.00	2,538,809
14027	EMERALD OIL INDUSTRIES LIMITED	77,349,482.70	506,478
24007	DAFFODIL COMPUTERS LIMITED	43,810,942.00	489,724
25021	GSP FINANCE CO.(BANGLADESH) LT	31,571,765.30	1,139,720
17009	BATA SHOE COMPANY (BD) LIMITED	31,224,400.00	30,820
22022	BANK ASIA LIMITED	30,780,750.00	1,501,500
14017	FU-WANG FOODS LIMITED	24,496,151.00	725,483
11007	FEDERAL INSURANCE COMPANY LTD	16,901,430.60	574,267
10015	TRUST ISLAMI LIFE INSURANCE LTD.	16,622,347.90	266,763

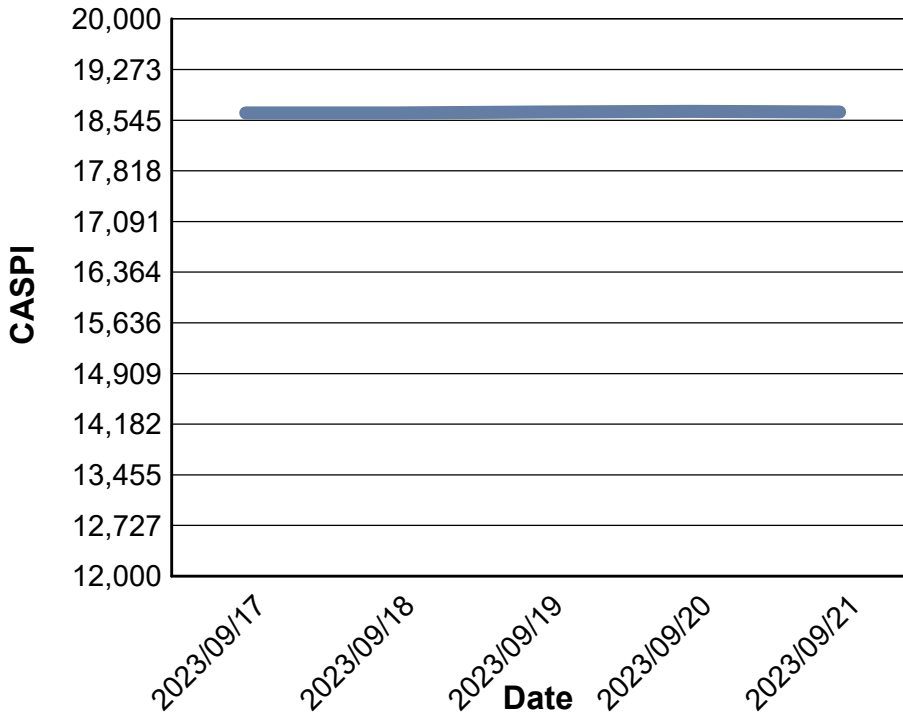
Data for Turnover Value



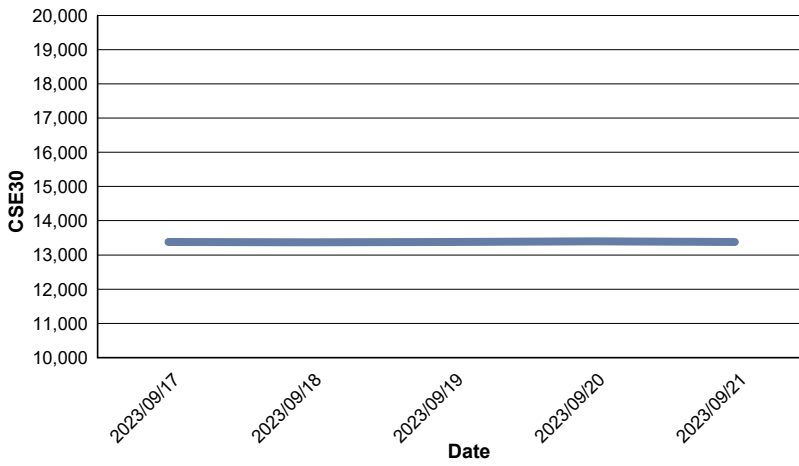
Data for Turnover Volume



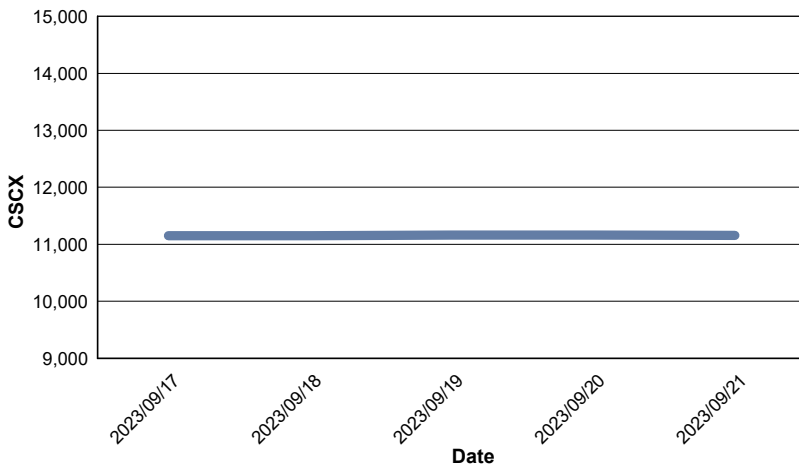
CASPI Index



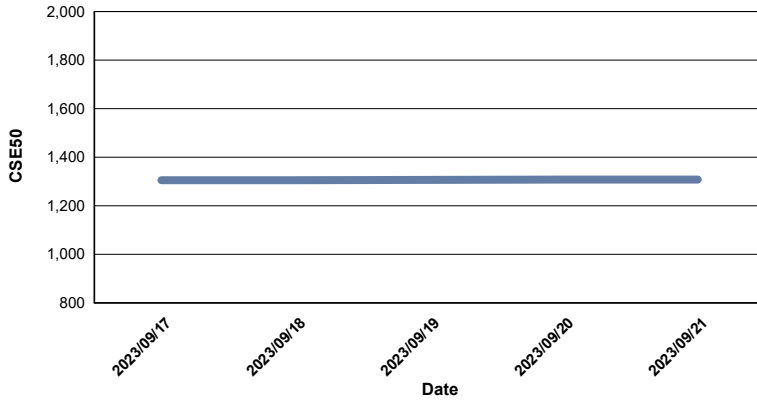
Index CSE30



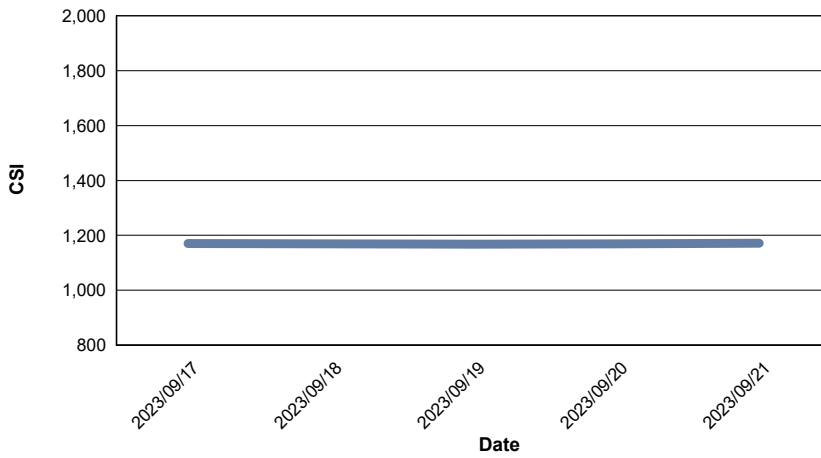
Index CSCX



Index CSE50



Index CSI



Index CSESMEX

