

Chittagong Stock Exchange

12-Jul-18

Weekly Market Summary

Week: 2018-07-08 to 2018-07-12 (5 days)

Total Turnover (BDT) :	2,579,685,961.10
Volume of Share (Nos):	77,031,307.00
Total Contact(Nos)	87,843
Total Scrip Traded	287

CATEGORY WISE TURNOVER		
Group	Turnover Value(BDT)	% of Total
A	2,056,356,195.50	79.68
B	236,600,219.00	9.17
N	265,074,642.00	10.27
Z	21,654,904.60	0.84

MAJOR INDICES IN THE WEEK					
Date	CASPI	CSE30	CSCX	CSE50	CSI
07/05/2018	16504.8442	14830.7320	9983.9577	1,213.97	1,121.75
07/12/2018	16513.7434	14710.4462	9994.0516	1,202.10	1,130.34
change in %	0.0539	-0.8111	0.1011	-0.98	0.77

SCRIP PERFORMANCE IN THE WEEK	
Advanced	148
Declined	121
No Change	18
Total Traded Issues	287

TOP TEN GAINER COMPANIES BY CLOSING PRICE						
Scrip ID	Scrip Name	Category	Week		Closing	Turnover (BDT)
			Difference	Opening		
18009	THE PENINSULA CHITTAGONG LTD.	B	40.25	23.60	33.10	63,584,598.90
17008	LEGACY FOOTWEAR LIMITED	A	39.03	109.40	152.10	30,564,924.70
12059	DRAGON SWEATER & SPINNING LTD.	A	25.81	27.50	34.60	131,805,252.80
16003	ANWAR GALVANIZING LIMITED	A	25.59	88.30	110.90	29,455,257.00
15001	CONFIDENCE CEMENT LIMITED	A	20.78	153.50	185.40	6,103,859.80
19006	SINOBANGLA INDUSTRIES LIMITED	A	19.35	62.00	74.00	34,848,648.30
12024	H.R.TEXTILE MILLS LIMITED	A	19.20	53.10	63.30	82,268,754.10
16034	KDS ACCESSORIES LIMITED	A	16.69	71.30	83.20	38,888,867.60
16025	BENGAL WINDSOR THERMOPLASTIC:	A	16.66	33.00	38.50	4,123,349.20
12030	SAIHAM TEXTILE MILLS LTD	A	15.68	20.40	23.60	4,496,656.50

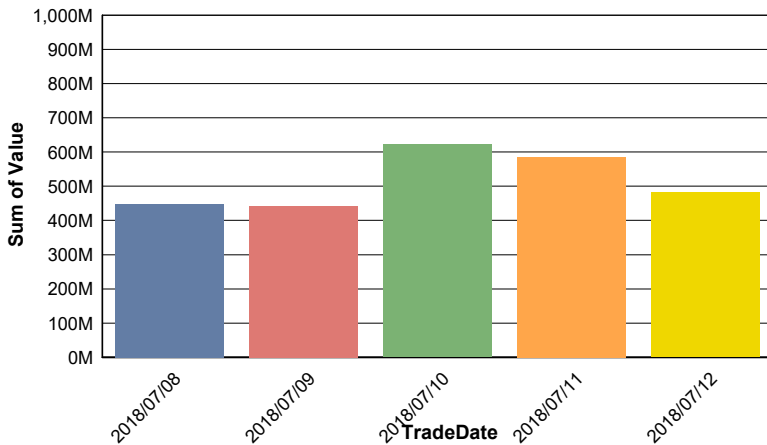
TOP TEN LOSER COMPANIES BY CLOSING PRICE

Scrip ID	Scrip Name	Category	Week Difference	Opening	Closing	Turnover (BDT)
14005	AGRICULTURAL MARKETING CO LTD	A	-17.87	286.50	235.30	7,973,191.30
19011	BASHUNDHARA PAPER MILLS LTD.	N	-15.85	181.70	152.90	177,206,375.40
13012	LIBRA INFUSIONS LIMITED	A	-15.55	1,184.20	1,000.00	953,175.50
10010	RUPALI LIFE INSURANCE CO. LTD.	A	-13.33	48.00	41.60	2,655,238.60
16001	AZIZ PIPES LIMITED	B	-13.23	266.00	230.80	3,435,740.80
21032	AIBL 1ST ISLAMIC MUTUAL FUND	A	-12.98	7.70	6.70	9,808.50
16016	RANGPUR FOUNDRY LTD	A	-11.33	157.90	140.00	7,078,772.90
10011	PADMA ISLAMI LIFE INSURANCE LT	A	-11.22	30.30	26.90	529,420.40
11031	STANDARD INSURANCE LIMITED	A	-11.20	23.20	20.60	148,663.00
32002	ARAMIT LIMITED	A	-11.02	490.00	436.00	649,097.50

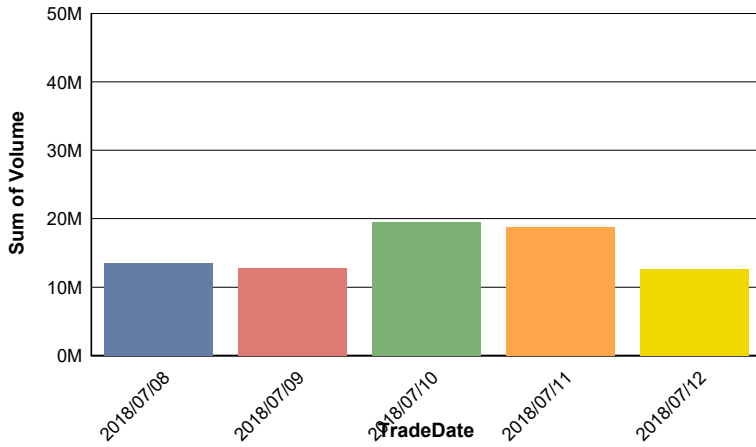
TOP TEN COMPANIES BY TURNOVER

Scrip ID	Scrip Name	Turnover (BDT)	Volume
19011	BASHUNDHARA PAPER MILLS LTD.	177,206,375.40	1,069,648
12059	DRAGON SWEATER & SPINNING LTD.	131,805,252.80	4,028,235
16019	SINGER BANGLADESH LIMITED	99,219,517.70	482,380
32003	BEXIMCO LIMITED	98,799,429.30	3,633,361
16035	BBS CABLES LTD.	94,937,348.40	1,107,759
12024	H.R.TEXTILE MILLS LIMITED	82,268,754.10	1,423,681
18009	THE PENINSULA CHITTAGONG LTD.	63,584,598.90	2,064,611
12046	PARAMOUNT TEXTILE LIMITED	54,145,302.60	1,012,037
19008	MIRACLE INDUSTRIES LIMITED	48,586,103.00	947,197
16029	RATANPUR STEEL RE-ROLLING MILLS LTD.	48,397,548.50	685,627

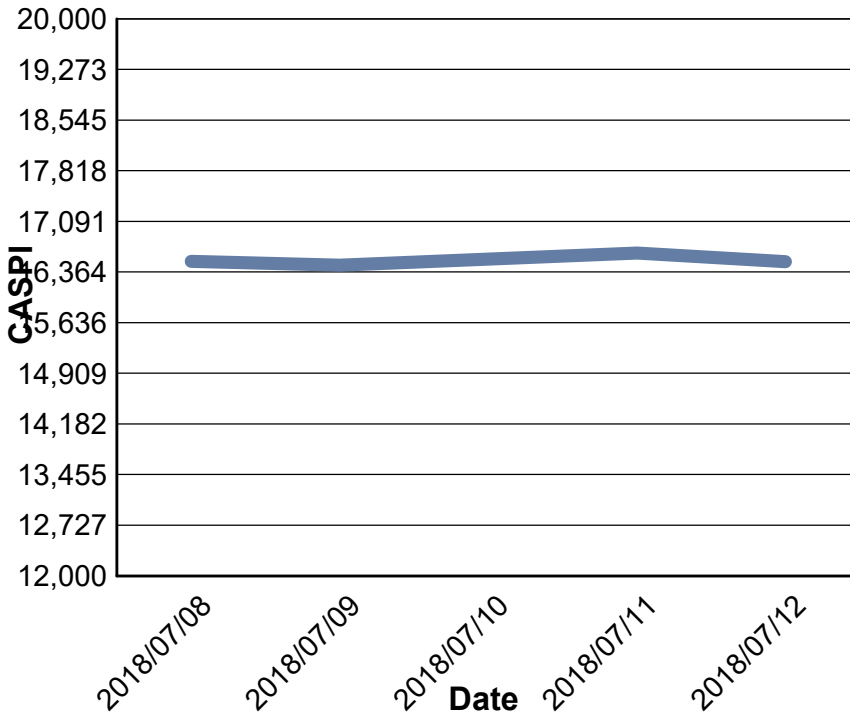
Data for Turnover Value



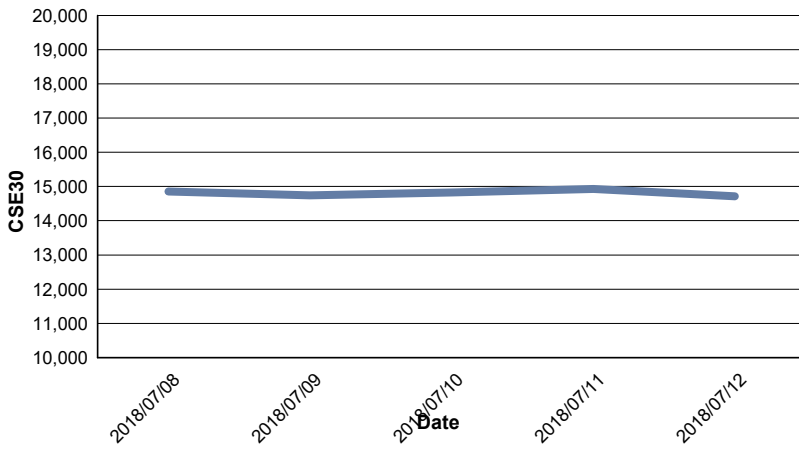
Data for Turnover Volume



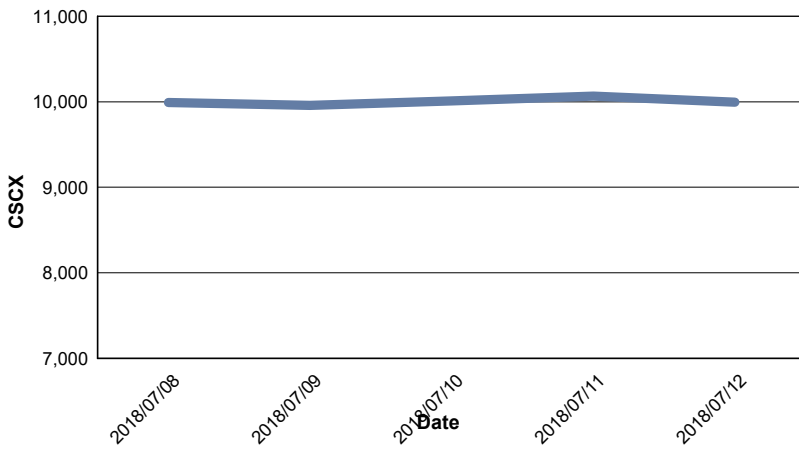
CASPI Index



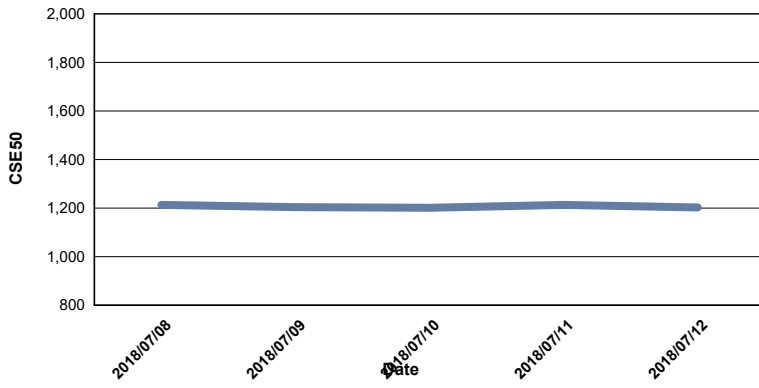
Index CSE30



Index CSCX



Index CSE50



Index CSI

