

Chittagong Stock Exchange

17-Jan-19

Weekly Market Summary

Week: 2019-01-13 to 2019-01-17 (5 days)

Total Turnover (BDT) :	2,290,619,699.30
Volume of Share (Nos):	72,677,947.00
Total Contact(Nos)	78,342
Total Scrip Traded	301

CATEGORY WISE TURNOVER		
Group	Turnover Value(BDT)	% of Total
A	1,870,289,908.80	81.62
B	173,526,260.90	7.57
N	207,552,235.60	9.06
Z	39,251,294.00	1.71

MAJOR INDICES IN THE WEEK					
Date	CASPI	CSE30	CSCX	CSE50	CSI
01/10/2019	17765.9770	15509.8698	10726.9154	1,293.91	1,159.80
01/17/2019	17858.3858	15546.7749	10790.7478	1,296.02	1,156.71
change in %	0.5201	0.2379	0.5951	0.16	-0.27

SCRIP PERFORMANCE IN THE WEEK	
Advanced	145
Declined	141
No Change	15
Total Traded Issues	301

TOP TEN GAINER COMPANIES BY CLOSING PRICE						
Scrip ID	Scrip Name	Category	Week		Closing	Turnover (BDT)
			Difference	Opening		
16038	S. S. STEEL LIMITED	N	390.00	10.00	49.00	118,033,229.80
11024	SONAR BANGLA INSURANCE LTD.	A	54.28	17.50	27.00	8,597,201.50
11006	CENTRAL INSURANCE COMPANY LTD	A	44.55	19.30	27.90	2,790.00
11007	FEDERAL INSURANCE COMPANY LTD	B	32.17	11.50	15.20	8,891,927.20
11014	EASTERN INSURANCE COMPANY LTD	A	31.81	30.80	40.60	20,380,476.50
11028	CITY GENERAL INSURANCE CO. LTD	A	28.94	15.20	19.60	5,269,479.80
11016	PRIME INSURANCE COMPANY LTD	A	26.94	16.70	21.20	228,724.20
11002	PEOPLES INSURANCE COMPANY LTD	A	23.07	19.50	24.00	252,486.50
11039	BANGLADESH NATIONAL INSURANCE	A	22.70	18.50	22.70	5,145,509.30
12030	SAIHAM TEXTILE MILLS LTD	A	22.54	48.80	59.80	6,698,739.80

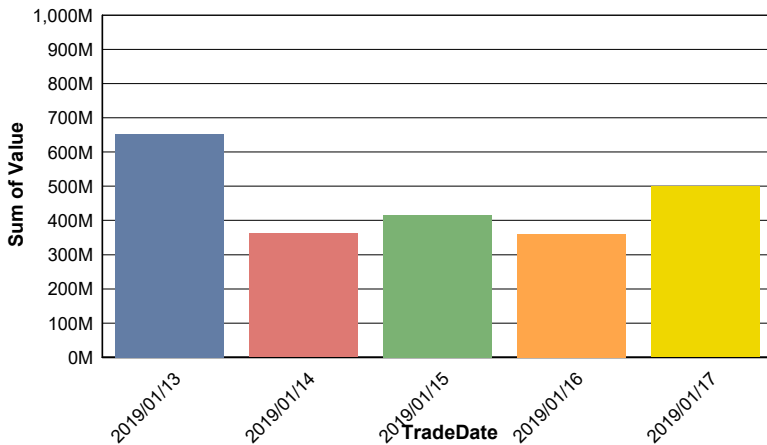
TOP TEN LOSER COMPANIES BY CLOSING PRICE

Scrip ID	Scrip Name	Category	Week Difference	Opening	Closing	Turnover (BDT)
12008	BEXIMCO SYNTHETICS LIMITED	Z	-13.40	9.70	8.40	386,797.20
12053	C & A TEXTILES LTD.	Z	-13.20	5.30	4.60	1,321,446.80
14021	BEACH HATCHERY LTD.	Z	-12.96	16.20	14.10	713,924.10
12051	TUNG HAI KNITTING & DYEING LTD.	Z	-12.90	6.20	5.40	467,652.20
24003	INFORMATION SERVICES NETWORK I	Z	-12.18	32.00	28.10	214,964.50
18007	UNITED AIRWAYS (BD) LTD.	Z	-11.42	3.50	3.10	3,403,146.50
12037	THE DACCA DYEING & MFC. CO. LT	Z	-11.29	6.20	5.50	260,589.00
25004	FIRST FINANCE LIMITED	Z	-11.11	8.10	7.20	35,707.40
12022	SONARGAON TEXTILES LIMITED	Z	-9.86	36.50	32.90	391,596.70
24004	BDCOM ONLINE LIMITED	A	-9.68	35.10	31.70	13,062,681.00

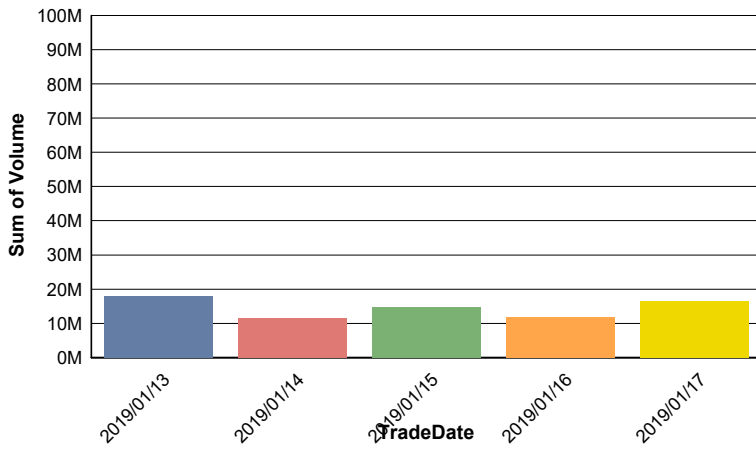
TOP TEN COMPANIES BY TURNOVER

Scrip ID	Scrip Name	Turnover (BDT)	Volume
22029	BRAC BANK LIMITED	219,020,507.60	2,891,092
16038	S. S. STEEL LIMITED	118,033,229.80	2,367,618
16032	BANGLADESH STEEL RE-ROLLING MILLS LTD	69,517,240.30	820,866
16037	NAHEE ALUMINUM COMPOSITE PANEL LTD.	60,010,645.70	878,446
32003	BEXIMCO LIMITED	55,068,295.70	2,177,028
20010	KHULNA POWER COMPANY LIMITED	42,300,629.70	610,110
20004	SUMMIT POWER LIMITED	40,091,948.20	921,576
22014	DHAKA BANK LIMITED	39,766,417.00	2,216,238
25017	FAS FINANCE & INVESTMENT LTD	33,347,854.40	2,202,332
16035	BBS CABLES LTD.	32,394,790.60	290,520

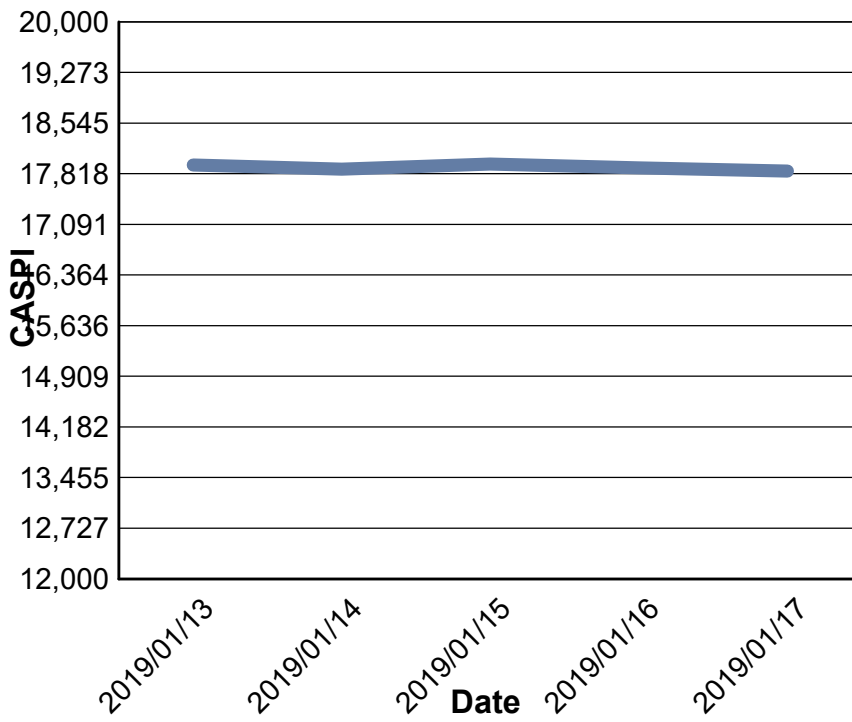
Data for Turnover Value



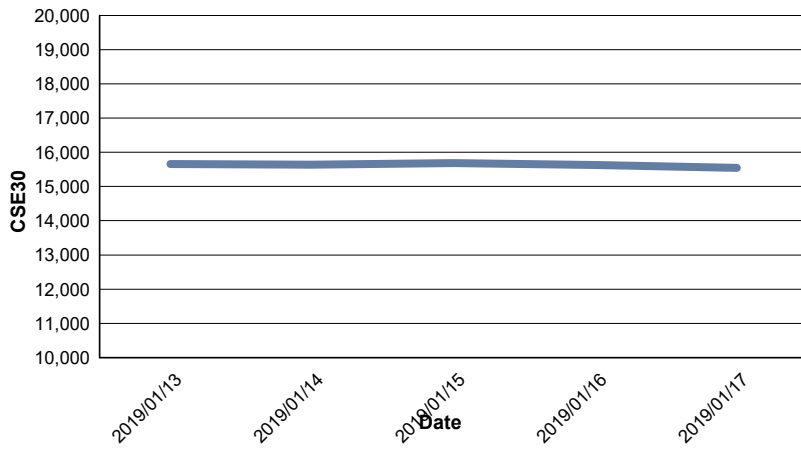
Data for Turnover Volume



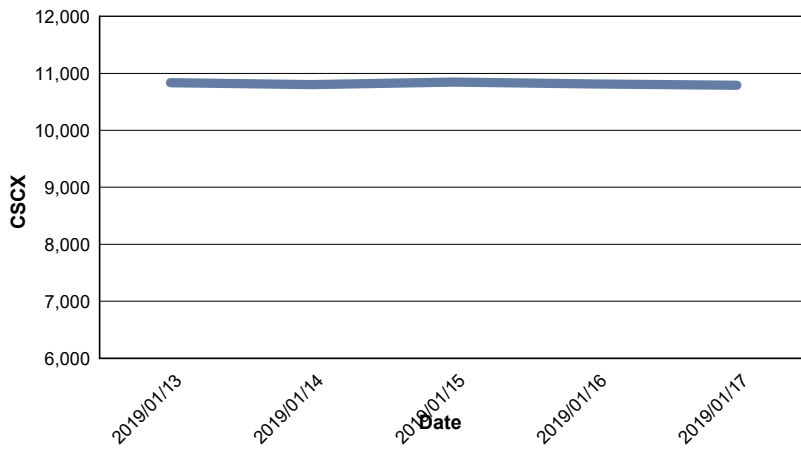
CASPI Index



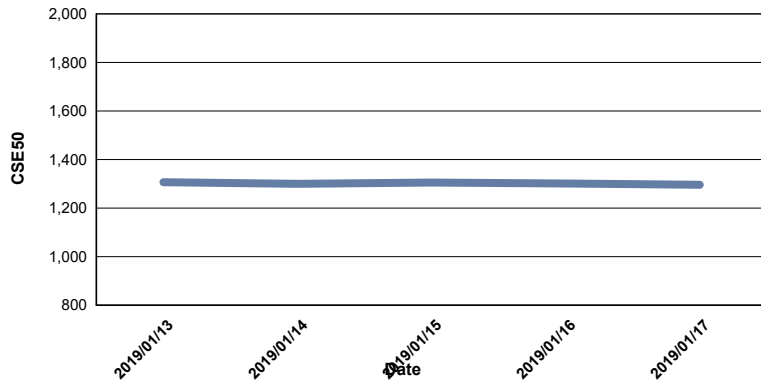
Index CSE30



Index CSCX



Index CSE50



Index CSI

