

Chittagong Stock Exchange

24-Oct-19

Weekly Market Summary

Week: 2019-10-20 to 2019-10-24 (5 days)

Total Turnover (BDT) :	1,219,116,305.40
Volume of Share (Nos):	67,922,120.00
Total Contact(Nos)	26,186
Total Scrip Traded	302

CATEGORY WISE TURNOVER		
Group	Turnover Value(BDT)	% of Total
A	1,003,407,535.70	82.30
B	46,804,156.70	3.84
N	159,184,210.60	13.06
Z	9,720,402.40	0.80

MAJOR INDICES IN THE WEEK					
Date	CASPI	CSE30	CSCX	CSE50	CSI
10/17/2019	14507.6953	12837.3607	8816.9079	1,074.68	944.38
10/24/2019	14530.9195	12894.1759	8832.5135	1,083.42	941.15
change in %	0.1601	0.4426	0.1770	0.81	-0.34

SCRIP PERFORMANCE IN THE WEEK	
Advanced	100
Declined	183
No Change	19
Total Traded Issues	302

TOP TEN GAINER COMPANIES BY CLOSING PRICE						
Scrip ID	Scrip Name	Category	Week		Closing	Turnover (BDT)
			Difference	Opening		
14027	EMERALD OIL INDUSTRIES LIMITED	Z	44.96	12.90	18.70	820,937.00
12039	MALEK SPINNING MILLS LTD.	A	15.04	11.30	13.00	1,186,820.80
20018	UNITED POWER GENERATION & DIST	A	14.76	255.30	293.00	2,107,511.00
12050	FAR EAST KNITTING & DYEING INDUS	A	14.56	10.30	11.80	754,841.40
32002	ARAMIT LIMITED	A	14.40	270.10	309.00	10,860.90
24009	IT CONSULTANTS LIMITED	A	12.18	36.10	40.50	2,474,095.50
16021	GOLDEN SON LIMITED	Z	11.76	6.80	7.60	289,224.20
20002	PADMA OIL COMPANY LIMITED	A	10.90	214.60	238.00	1,929,087.30
16002	QUASEM INDUSTRIES LIMITED	A	10.72	26.10	28.90	859,436.50
22030	SHAHJALAL ISLAMI BANK LTD.	A	9.77	22.50	24.70	1,720,449.10

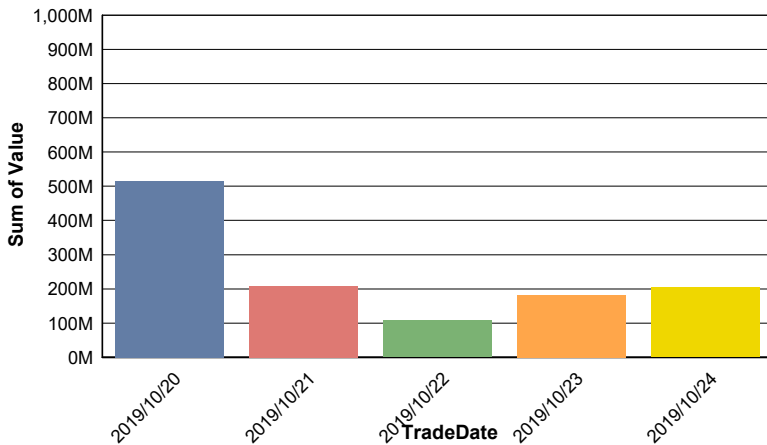
TOP TEN LOSER COMPANIES BY CLOSING PRICE

Scrip ID	Scrip Name	Category	Week Difference	Opening	Closing	Turnover (BDT)
23003	STANDARD CERAMIC INDS LIMITED	B	-22.88	534.30	412.00	1,623,436.60
12031	SAFKO SPINNING MILLS LTD	B	-22.67	17.20	13.30	1,381,853.00
20016	CVO PETROCHEMICAL REFINERY LTI	B	-17.00	117.00	97.10	2,065,702.40
12042	Generation Next Fashions Ltd.	A	-15.78	3.80	3.20	6,039,848.00
16017	BD WELDING ELECTRODES LIMITED	Z	-14.70	17.00	14.50	38,117.00
12040	ZAHINTEX INDUSTRIES LTD.	B	-14.28	4.90	4.20	406,975.00
21052	SEML FBLSL GROWTH FUND	A	-13.01	14.60	12.70	1,178,661.80
16040	COPPERTECH INDUSTRIES LTD.	N	-12.84	25.70	22.40	8,435,111.10
13023	BEACON Pharmaceuticals Ltd.	B	-12.75	29.00	25.30	1,833,871.90
12033	MITHUN KNITTING AND DYEING	Z	-12.50	8.00	7.00	112,658.40

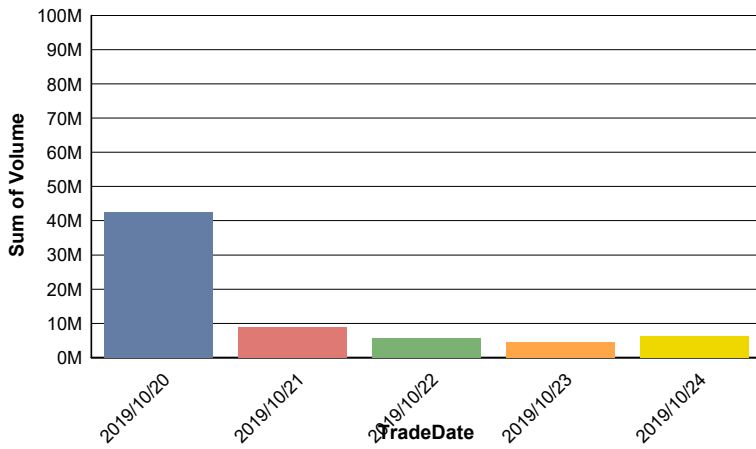
TOP TEN COMPANIES BY TURNOVER

Scrip ID	Scrip Name	Turnover (BDT)	Volume
22033	FIRST SECURITY ISLAMI BANK LTD	356,301,782.60	36,723,385
13035	SILCO PHARMACEUTICALS LIMITED	113,587,086.10	3,119,932
13022	MARICO BANGLADESH LIMITED	104,145,829.70	59,616
20019	Doreen Power Generations and Systems Limited	77,330,436.60	1,252,603
22017	DUTCH-BANGLA BANK LIMITED	31,080,152.10	438,969
25018	DELTA BRAC HOUSING FIN. CORP.	24,765,162.80	206,174
10002	NATIONAL LIFE INSURANCE CO.LTD	18,671,315.60	79,295
22010	INTL FINANCE INV & COMM BANK	18,586,166.20	1,878,584
22031	THE PREMIER BANK LIMITED	15,022,836.50	1,261,802
20007	JAMUNA OIL COMPANY LIMITED	13,759,205.00	94,380

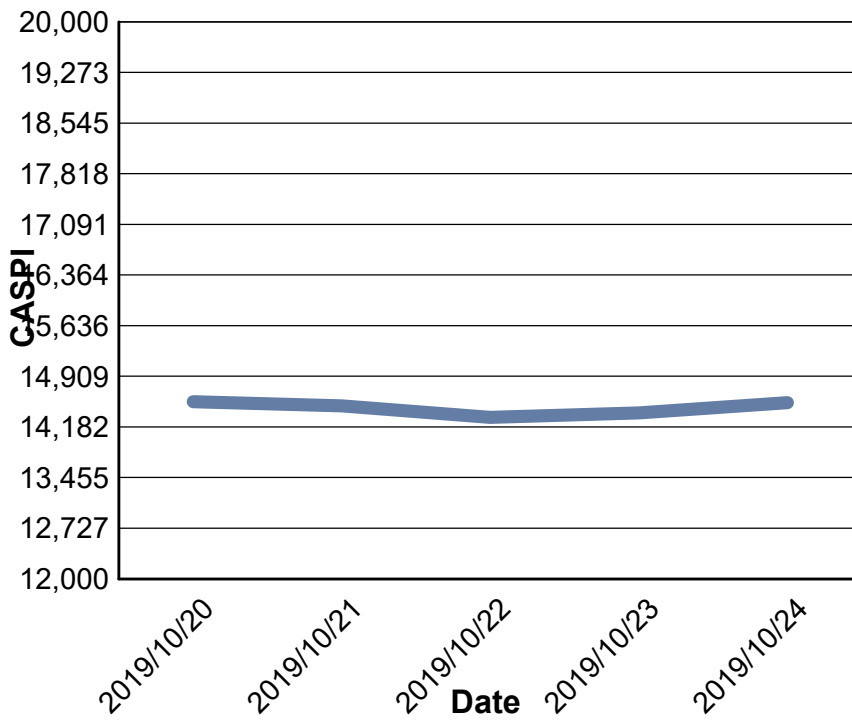
Data for Turnover Value



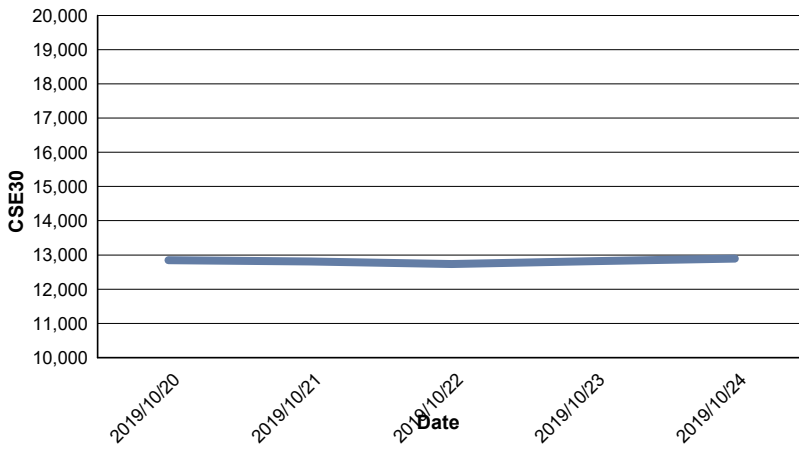
Data for Turnover Volume



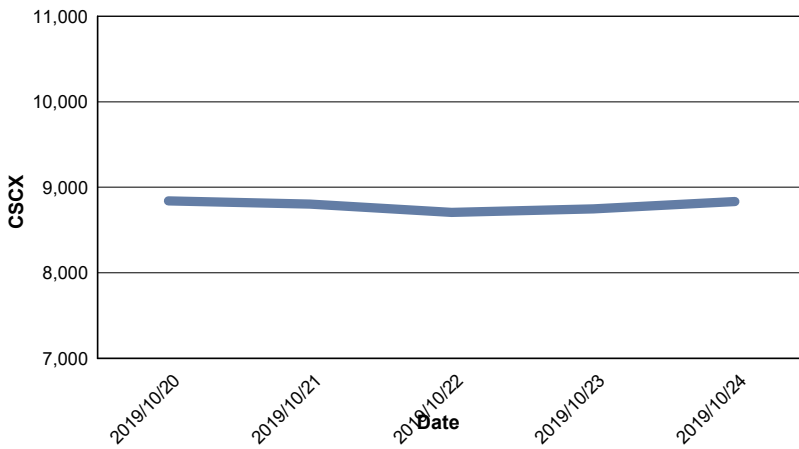
CASPI Index



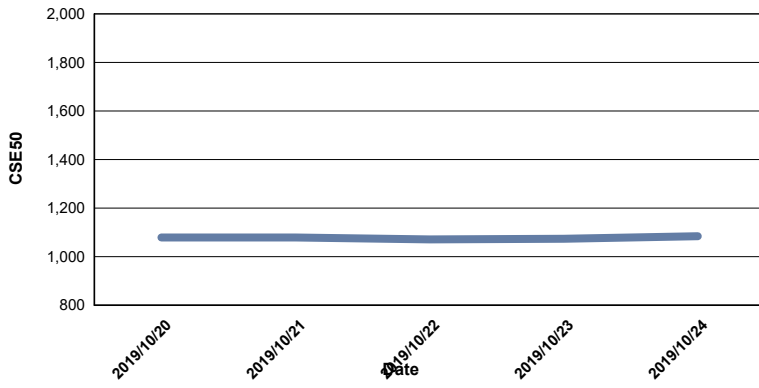
Index CSE30



Index CSCX



Index CSE50



Index CSI

