

Chittagong Stock Exchange

21-Jul-22

Weekly Market Summary

Week: 2022-07-17 to 2022-07-21 (5 days)

Total Turnover (BDT) :	784,123,576.50
Volume of Share (Nos):	31,377,165.00
Total Contact(Nos)	36,437
Total Scrip Traded	349

CATEGORY WISE TURNOVER		
Group	Turnover Value(BDT)	% of Total
A	450,626,084.70	57.46
B	241,549,102.80	30.80
N	81,955,044.50	10.45
Z	9,993,344.50	1.27

MAJOR INDICES IN THE WEEK						
Date	CASPI	CSE30	CSCX	CSE50	CSI	CSESMEX
07/14/2022	18595.4030	13608.3797	11143.2516	1,363.29	1,173.89	2,923.81
07/21/2022	17968.3802	13252.3590	10764.1263	1,317.74	1,133.22	2,843.89
change in %	-3.3719	-2.6162	-3.4023	-3.34	-3.46	-2.73

SCRIP PERFORMANCE IN THE WEEK	
Advanced	39
Declined	305
No Change	5
Total Traded Issues	349

TOP TEN GAINER COMPANIES BY CLOSING PRICE							
Scrip ID	Scrip Name	Category	Week Difference	Week		Turnover (BDT)	
				Opening	Closing		
25011	BD INDUSTRIAL FINANCE CO. LTD	Z	43.54	6.20	8.90	669,602.30	
14602	ACHIA SEA FOODS LIMITED	N	33.00	10.00	13.30	64,001.40	
12033	MITHUN KNITTING AND DYEING	Z	24.37	16.00	19.90	1,881,921.90	
13012	LIBRA INFUSIONS LIMITED	A	22.27	809.60	989.90	28,209.80	
12024	H.R.TEXTILE MILLS LIMITED	A	15.58	102.00	117.90	8,797,056.60	
10012	SUNLIFE INSURANCE COMPANY LTD.	B	13.72	53.90	61.30	1,749,283.80	
16034	KDS ACCESSORIES LIMITED	A	12.98	64.70	73.10	6,979,834.20	
15005	ARAMIT CEMENT LIMITED	B	8.85	30.50	33.20	3,160,790.70	
13008	ORION INFUSION LIMITED	A	8.14	95.80	103.60	8,226,914.50	
23003	STANDARD CERAMIC INDS LIMITED	B	7.79	147.50	159.00	254,495.80	

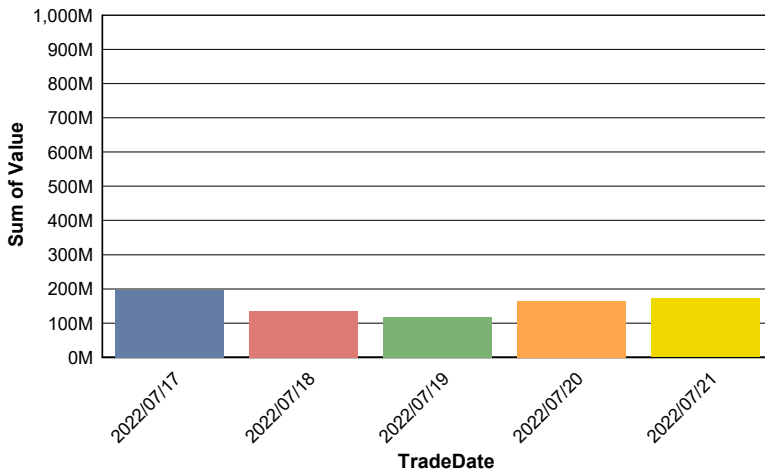
TOP TEN LOSER COMPANIES BY CLOSING PRICE

Scrip ID	Scrip Name	Category	Week Difference	Opening	Closing	Turnover (BDT)
11022	ASIA PACIFIC GEN INS CO LTD	A	-14.93	52.90	45.00	13,600.00
11038	DHAKA INSURANCE LIMITED	A	-14.52	60.60	51.80	40,509.00
16601	NIALCO ALLOYS LIMITED	N	-14.33	57.20	49.00	1,226,907.50
21048	CAPM BDBL MUTUAL FUND 01	A	-13.15	11.40	9.90	13,167.00
16025	BENGAL WINDSOR THERMOPLASTIC	B	-12.50	25.60	22.40	378,960.00
32602	MASTER FEED AGROTECH LIMITED	N	-11.37	29.90	26.50	1,336,222.60
13007	AMBEE PHARMACEUTICALS LIMITED	A	-11.20	550.00	488.40	129,360.00
24007	DAFFODIL COMPUTERS LIMITED	B	-10.82	74.80	66.70	266.80
13601	MAMUN AGRO PRODUCTS LIMITED	N	-9.90	31.30	28.20	28.20
23005	SHINEPUKUR CERAMICS LIMITED	B	-9.18	47.90	43.50	10,547,480.50

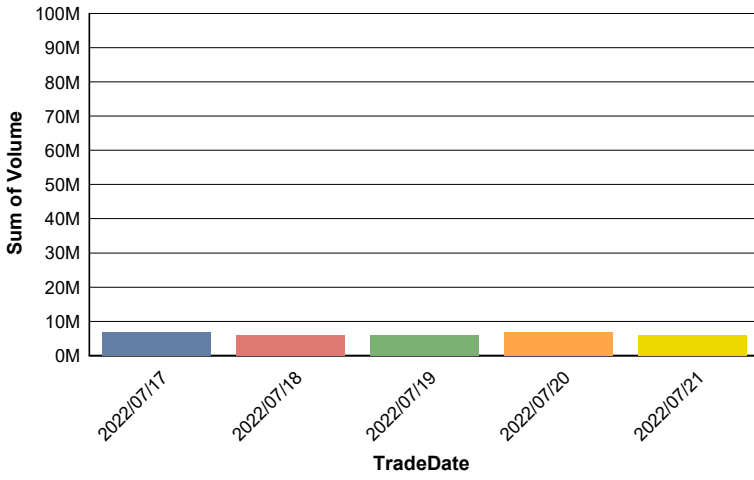
TOP TEN COMPANIES BY TURNOVER

Scrip ID	Scrip Name	Turnover (BDT)	Volume
32003	BEXIMCO LIMITED	60,164,451.30	482,382
10011	PADMA ISLAMI LIFE INSURANCE LT	48,825,945.50	887,983
22036	UNION BANK LIMITED	33,032,200.90	3,480,012
26003	ROBI AXIATA LIMITED	26,060,719.20	823,828
22003	NATIONAL BANK LIMITED	21,340,827.50	2,619,399
32025	JMI HOSPITAL REQUISITE MFG. LTD.	18,637,547.50	246,768
20009	TITAS GAS TRANS.& DIST. CO LTD	18,178,068.90	404,567
32009	BRITISH AMERICAN TOBACCO BD CO	17,746,896.20	33,744
13002	SQUARE PHARMACEUTICALS LIMITED	17,008,476.50	79,592
25010	LANKABANGLA FINANCE LIMITED	15,004,092.60	556,750

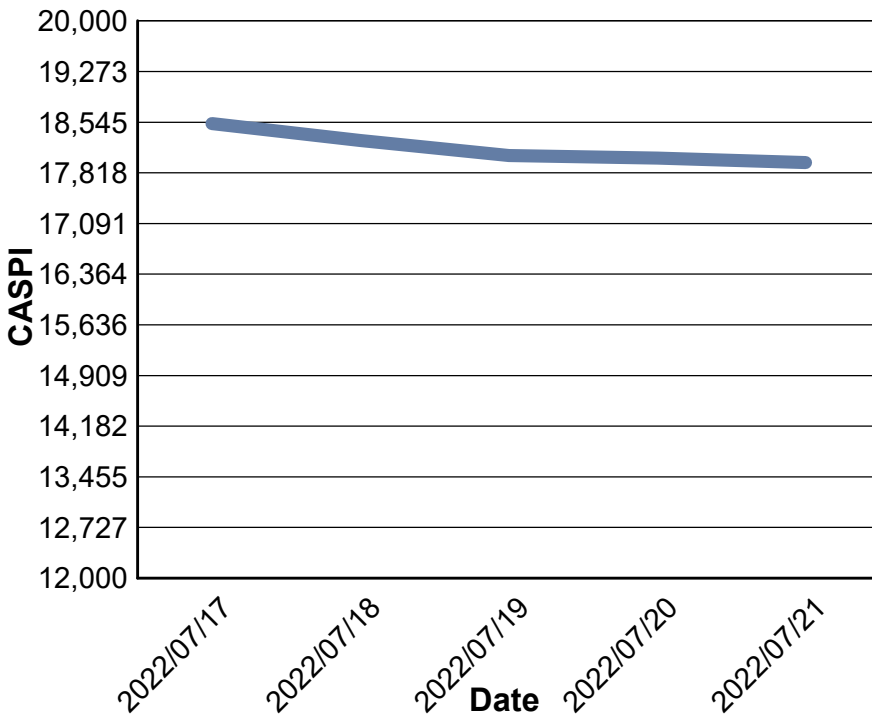
Data for Turnover Value



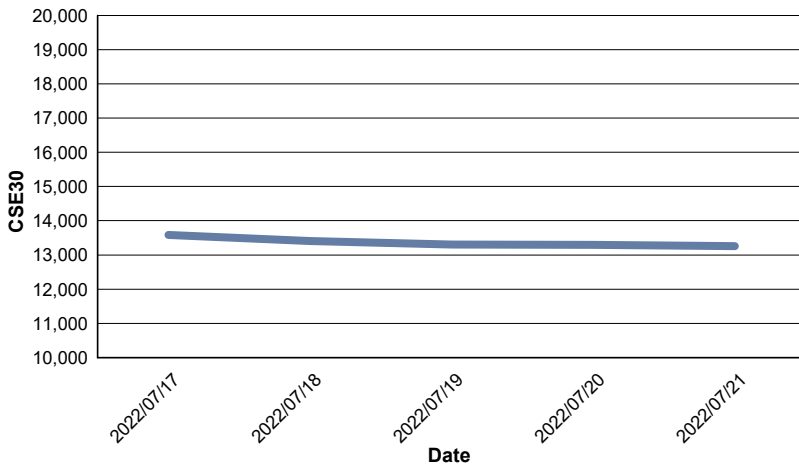
Data for Turnover Volume



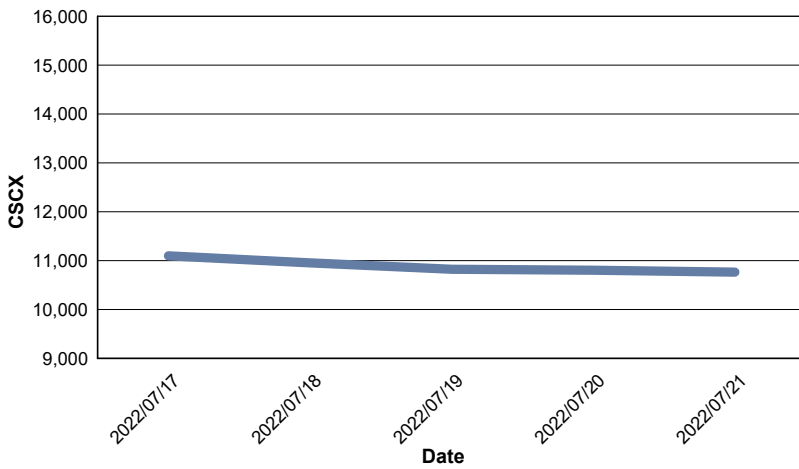
CASPI Index



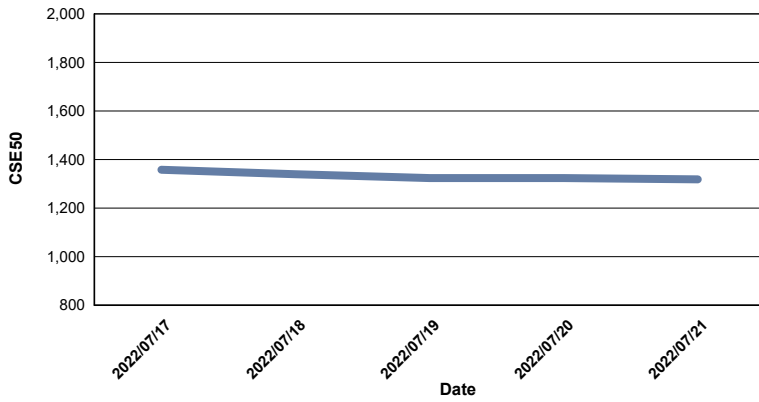
Index CSE30



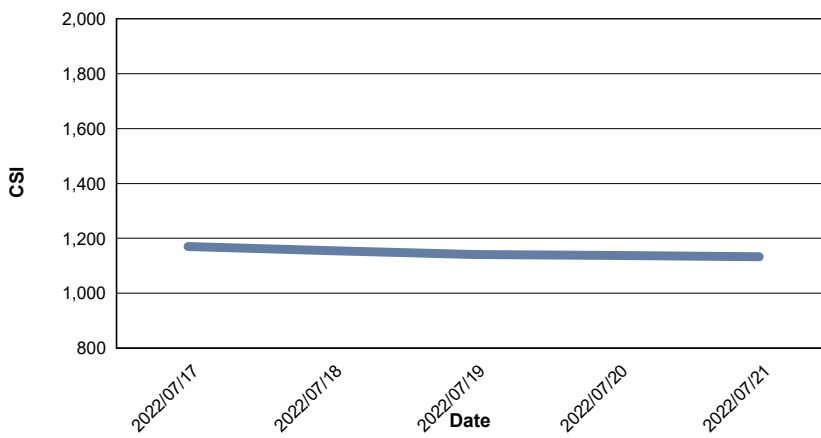
Index CSCX



Index CSE50



Index CSI



Index CSESMEX

