

Chittagong Stock Exchange

17-Nov-22

Weekly Market Summary

Week: 2022-11-13 to 2022-11-17 (5 days)

Total Turnover (BDT) :	564,062,540.80
Volume of Share (Nos):	11,760,898.00
Total Contact(Nos)	24,146
Total Scrip Traded	278

CATEGORY WISE TURNOVER		
Group	Turnover Value(BDT)	% of Total
A	432,881,827.30	76.74
B	31,838,715.20	5.64
N	98,275,890.30	17.42
Z	1,066,108.00	0.19

MAJOR INDICES IN THE WEEK						
Date	CASPI	CSE30	CSCX	CSE50	CSI	CSESMEX
11/10/2022	18763.0621	13342.5734	11244.6060	1,339.67	1,191.75	2,081.24
11/17/2022	18492.9827	13244.1909	11081.6316	1,322.33	1,167.22	2,165.99
change in %	-1.4394	-0.7374	-1.4494	-1.29	-2.06	4.07

SCRIP PERFORMANCE IN THE WEEK	
Advanced	32
Declined	74
No Change	172
Total Traded Issues	278

TOP TEN GAINER COMPANIES BY CLOSING PRICE							
Scrip ID	Scrip Name	Category	Week Difference	Week		Turnover (BDT)	
				Opening	Closing		
10014	CHARTERED LIFE INSURANCE CO. LT	N	59.76	25.60	40.90	261,095.70	
12601	APEX WEAVING & FINISHING MILLS	N	33.00	20.00	26.60	114,388.00	
32604	KRISHIBID SEED LIMITED	N	9.77	26.60	29.20	292,000.00	
24013	eGENERATION LIMITED	A	9.45	59.20	64.80	417,509.80	
24010	AAMRA NETWORKS LIMITED	A	8.29	48.20	52.20	8,822,231.30	
14010	NATIONAL TEA COMPANY LIMITED	A	7.48	611.50	657.30	3,286.50	
32602	MASTER FEED AGROTECH LIMITED	N	7.28	15.10	16.20	498,781.00	
16025	BENGAL WINDSOR THERMOPLASTIC	B	6.38	23.50	25.00	587,731.60	
10011	PADMA ISLAMI LIFE INSURANCE LT	B	5.41	53.60	56.50	2,415,365.50	
13008	ORION INFUSION LIMITED	A	5.38	911.00	960.10	33,738,150.00	

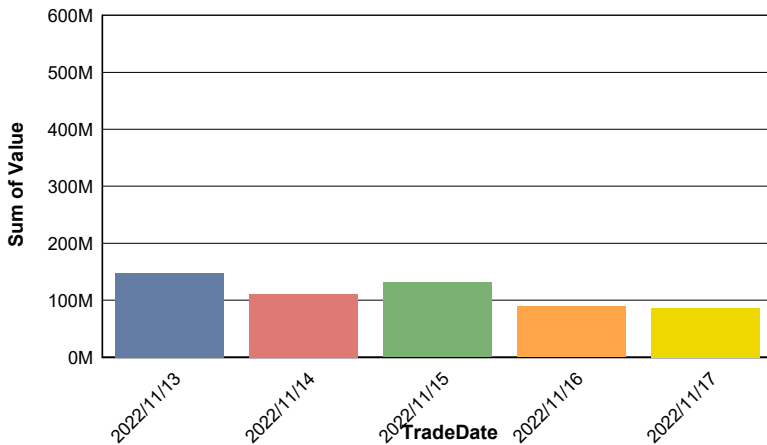
TOP TEN LOSER COMPANIES BY CLOSING PRICE

Scrip ID	Scrip Name	Category	Week Difference	Opening	Closing	Turnover (BDT)
16003	ANWAR GALVANIZING LIMITED	A	-43.17	428.00	243.20	2,593,104.90
32017	JMI SYRINGES & MEDICAL DEV.LTD	A	-29.37	366.00	258.50	666,122.60
13027	ORION PHARMA LIMITED	A	-25.69	125.70	93.40	55,034,223.60
18002	EASTERN HOUSING LIMITED	A	-22.42	121.30	94.10	12,985,340.50
32025	JMI HOSPITAL REQUISITE MFG. LTD.	N	-21.73	100.30	78.50	19,826,441.20
13011	KOHINOOR CHEMICAL CO (BD) LTD	A	-21.72	594.30	465.20	223,711.40
19006	SINOBANGLA INDUSTRIES LIMITED	A	-14.67	90.60	77.30	8,419,491.50
13037	NAVANA PHARMACEUTICALS LIMITEC	N	-13.62	117.40	101.40	36,030,278.70
16043	MIR AKHTER HOSSAIN LIMITED	A	-13.41	58.90	51.00	2,682,928.00
24009	IT CONSULTANTS LIMITED	B	-12.53	41.50	36.30	1,179,447.40

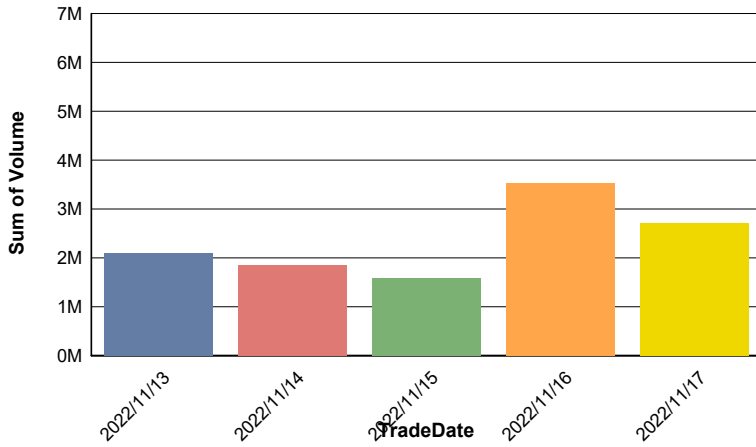
TOP TEN COMPANIES BY TURNOVER

Scrip ID	Scrip Name	Turnover (BDT)	Volume
13027	ORION PHARMA LIMITED	55,034,223.60	557,925
13002	SQUARE PHARMACEUTICALS LIMITED	49,595,577.60	235,812
24011	GENEX INFOSYS LIMITED	43,841,957.10	417,195
22037	GLOBAL ISLAMI BANK LIMITED	36,187,075.80	4,018,187
13037	NAVANA PHARMACEUTICALS LIMITED	36,030,278.70	359,141
13008	ORION INFUSION LIMITED	33,738,150.00	35,142
32025	JMI HOSPITAL REQUISITE MFG. LTD.	19,826,441.20	241,991
19011	BASHUNDHARA PAPER MILLS LTD.	16,720,771.80	160,211
15009	LAFARGE HOLCIM BANGLADESH LIMITED	14,104,163.90	215,322
20023	LUB-RREF (BANGLADESH) LTD.	13,680,831.20	339,725

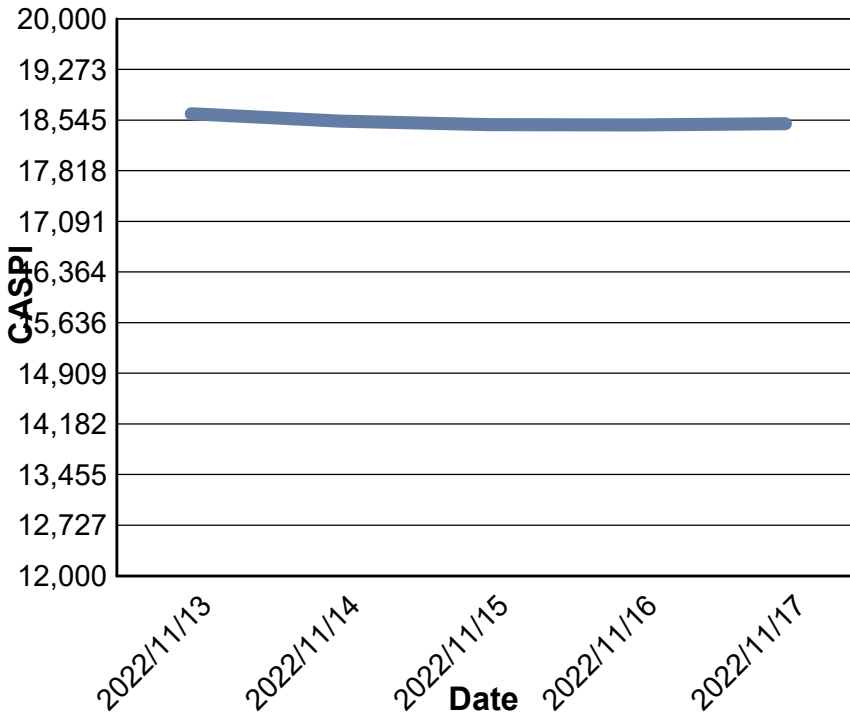
Data for Turnover Value



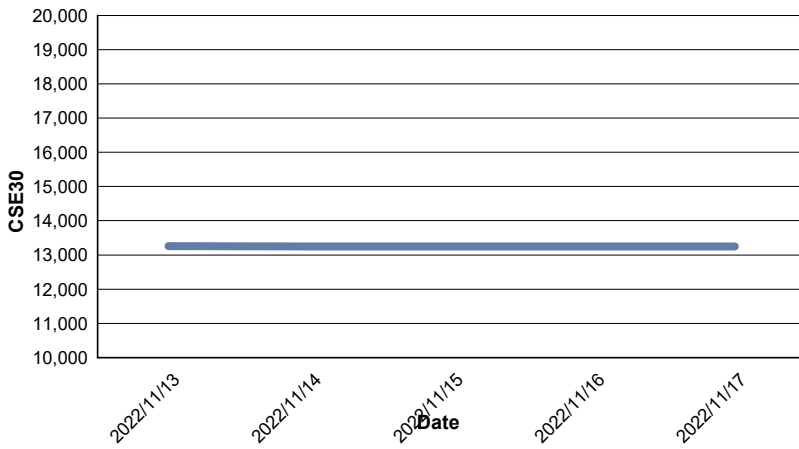
Data for Turnover Volume



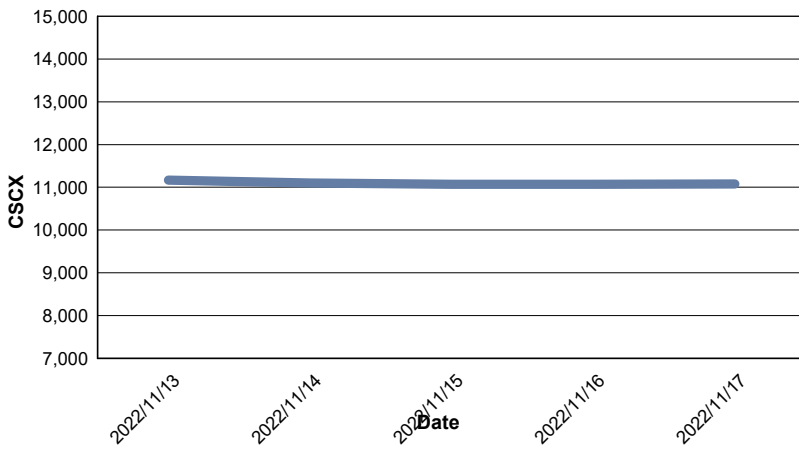
CASPI Index



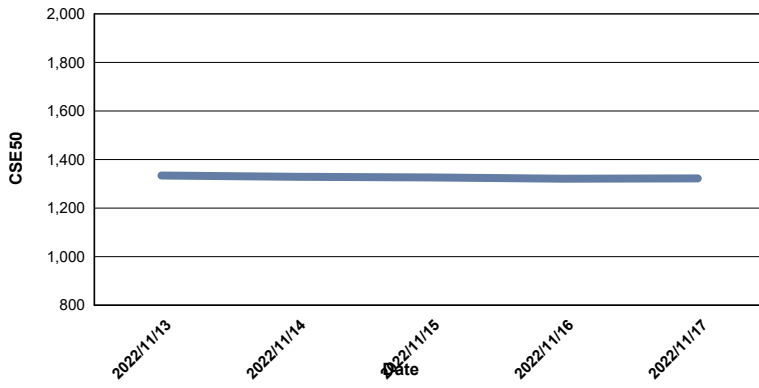
Index CSE30



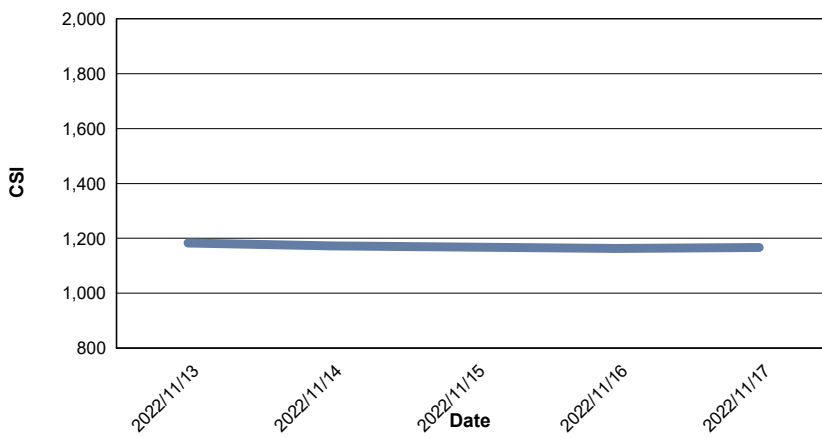
Index CSCX



Index CSE50



Index CSI



Index CSESMEX

