

# Chittagong Stock Exchange

23-Jan-20

## Weekly Market Summary

Week: 2020-01-19 to 2020-01-23 (5 days)

<b>Total Turnover (BDT)</b>	: 1,655,906,171.20
<b>Volume of Share (Nos):</b>	65,749,545.00
<b>Total Contact(Nos)</b>	43,165
<b>Total Scrip Traded</b>	304

CATEGORY WISE TURNOVER		
Group	Turnover Value(BDT)	% of Total
A	1,419,886,228.80	85.73
B	132,953,675.10	8.03
N	96,129,934.60	5.80
Z	6,936,332.70	0.42

MAJOR INDICES IN THE WEEK					
Date	CASPI	CSE30	CSCX	CSE50	CSI
01/16/2020	12600.8595	10866.4842	7634.7614	925.38	802.31
01/23/2020	13744.3678	11864.2870	8337.2668	1,016.17	887.42
change in %	9.0748	9.1824	9.2014	9.81	10.61

SCRIP PERFORMANCE IN THE WEEK	
Advanced	265
Declined	27
No Change	12
Total Traded Issues	304

TOP TEN GAINER COMPANIES BY CLOSING PRICE						
Scrip ID	Scrip Name	Category	Week		Closing	Turnover (BDT)
			Difference	Opening		
25001	INVESTMENT CORP OF BANGLADESH	A	43.19	63.90	91.50	2,422,640.80
18011	SEA PEARL BEACH RESORT & SPA LII	B	33.63	43.70	58.40	8,073,347.40
26002	BANGLADESH SUBMARINE CABLE CC	A	31.09	80.40	105.40	14,595,680.50
13005	BEXIMCO PHARMACEUTICALS LTD	A	26.92	58.30	74.00	1,788,863.60
11014	EASTERN INSURANCE COMPANY LTC	A	26.33	31.90	40.30	419,939.00
16013	BANGLADESH LAMPS LIMITED	A	25.19	117.10	146.60	107,428.30
15002	HEIDELBERG CEMENT BANGLADESH	A	24.24	128.70	159.90	287,556.20
16002	QUASEM INDUSTRIES LIMITED	A	22.25	35.50	43.40	5,890,881.60
21025	PHOENIX FIN. 1ST MUTUAL FUND	A	22.22	5.40	6.60	1,432,156.00
12066	VFS THREAD DYEING LIMITED	A	20.49	16.10	19.40	6,972,858.90

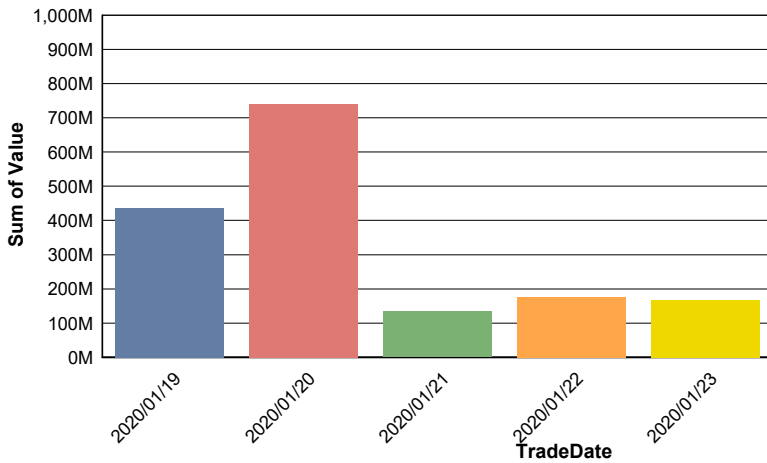
**TOP TEN LOSER COMPANIES BY CLOSING PRICE**

Scrip ID	Scrip Name	Category	Week Difference	Opening	Closing	Turnover (BDT)
16038	S. S. STEEL LIMITED	N	-15.52	16.10	13.60	32,232,500.10
12022	SONARGAON TEXTILES LIMITED	B	-10.31	32.00	28.70	1,097,948.40
23003	STANDARD CERAMIC INDS LIMITED	B	-10.14	640.00	575.10	285,373.00
10012	SUNLIFE INSURANCE COMPANY LTD.	Z	-10.00	21.00	18.90	14,280.00
17001	APEX TANNERY LIMITED	A	-9.47	112.90	102.20	173,740.00
11004	RELIANCE INSURANCE LTD	A	-9.09	44.00	40.00	80,415.00
14027	EMERALD OIL INDUSTRIES LIMITED	Z	-8.22	15.80	14.50	21,268.00
13035	SILCO PHARMACEUTICALS LIMITED	N	-7.06	28.30	26.30	3,209,470.60
12047	MOZAFFAR HOSSAIN SPINNING MILL	B	-5.71	10.50	9.90	304,232.50
12025	ANLIMA YARN DYEING LIMITED	B	-4.25	40.00	38.30	6,311,800.50

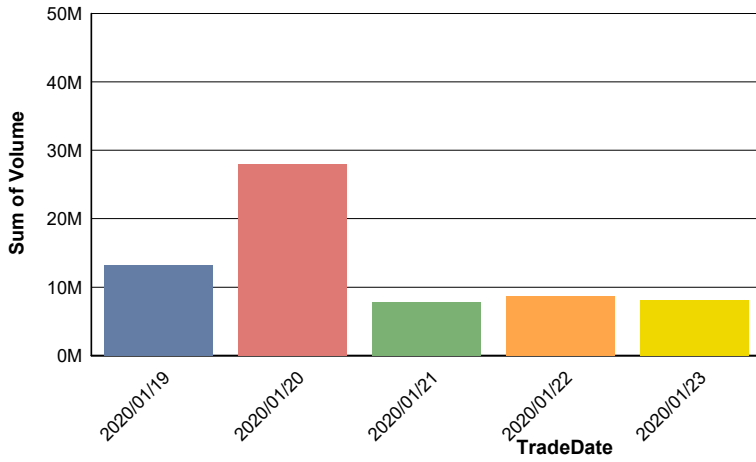
**TOP TEN COMPANIES BY TURNOVER**

Scrip ID	Scrip Name	Turnover (BDT)	Volume
22017	DUTCH-BANGLA BANK LIMITED	488,826,863.70	8,022,346
12046	PARAMOUNT TEXTILE LIMITED	208,057,150.40	3,441,145
22022	BANK ASIA LIMITED	200,709,576.50	12,948,623
15009	LAFARGE HOLCIM BANGLADESH LIMITED	57,148,948.80	1,346,625
12071	RING SHINE TEXTILES LTD.	47,407,585.80	6,376,611
14023	RANGPUR DAIRY & FOOD PROD. LTD	35,268,901.00	2,675,892
16038	S. S. STEEL LIMITED	32,232,500.10	2,309,933
24012	ADN TELECOM LIMITED	28,918,108.40	718,730
32003	BEXIMCO LIMITED	23,892,184.00	1,669,086
22003	NATIONAL BANK LIMITED	23,520,204.70	2,844,508

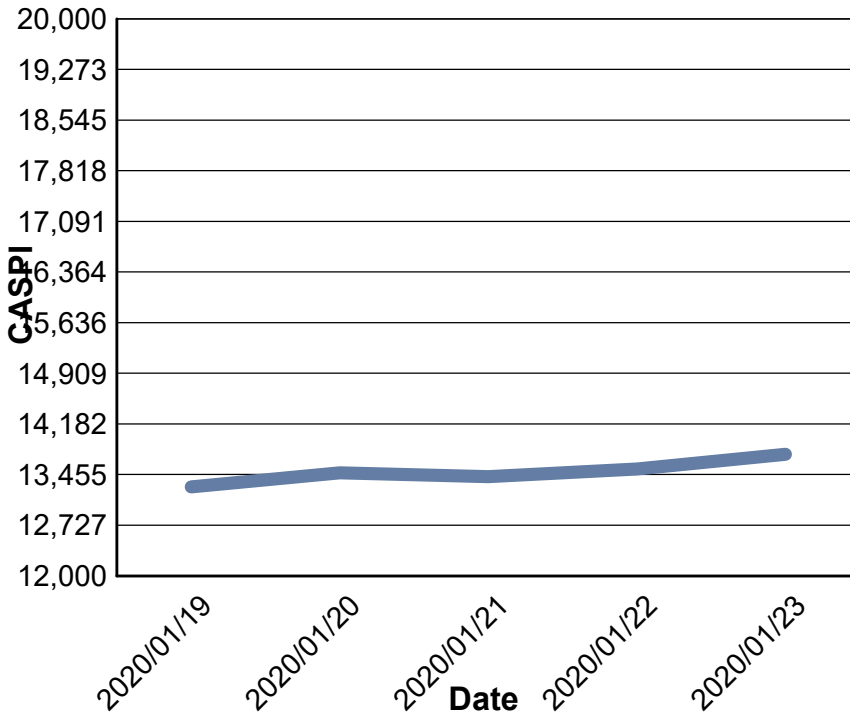
**Data for Turnover Value**



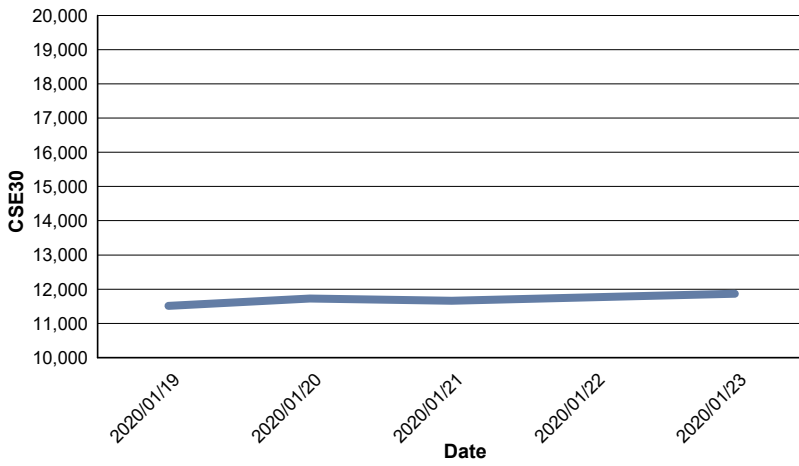
### Data for Turnover Volume



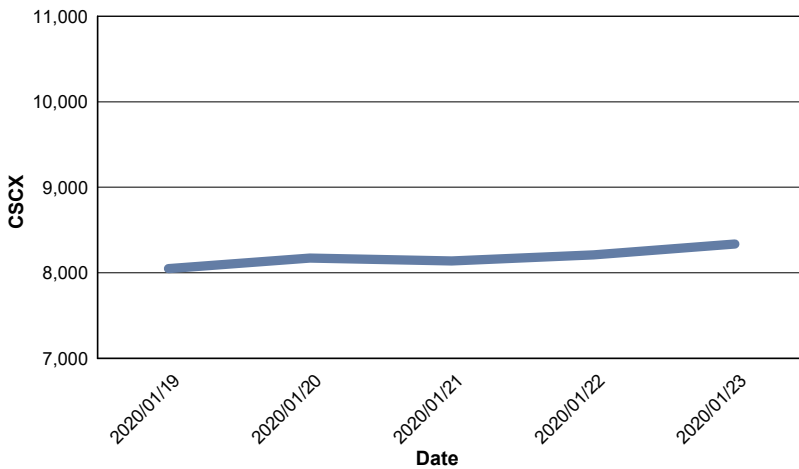
### CASPI Index



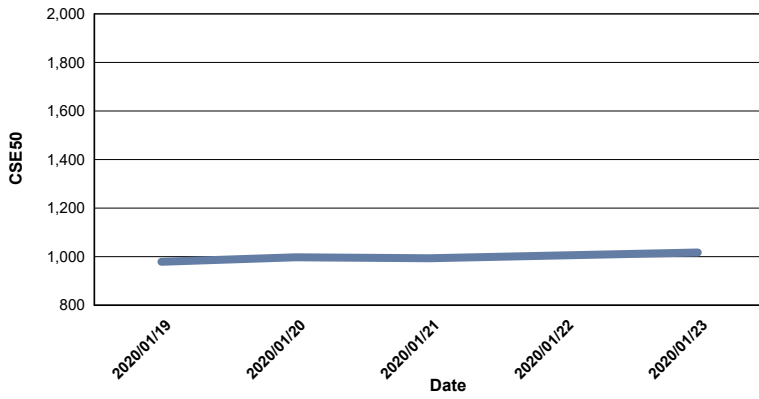
### Index CSE30



### Index CSCX



### Index CSE50



### Index CSI

