

# Chittagong Stock Exchange

02-Feb-23

## Weekly Market Summary

Week: 2023-01-29 to 2023-02-02 (5 days)

<b>Total Turnover (BDT) :</b>	505,396,652.80
<b>Volume of Share (Nos):</b>	11,101,820.00
<b>Total Contact(Nos)</b>	15,701
<b>Total Scrip Traded</b>	264

CATEGORY WISE TURNOVER		
Group	Turnover Value(BDT)	% of Total
A	415,471,143.90	82.20
B	75,083,004.70	14.85
N	13,869,920.20	2.74
Z	972,584.00	0.19

MAJOR INDICES IN THE WEEK						
Date	CASPI	CSE30	CSCX	CSE50	CSI	CSESMEX
01/26/2023	18565.6314	13278.8629	11129.1562	1,331.65	1,175.09	1,867.81
02/02/2023	18583.2316	13334.1455	11139.7634	1,332.07	1,176.90	1,872.71
change in %	0.0948	0.4163	0.0953	0.03	0.15	0.26

SCRIP PERFORMANCE IN THE WEEK	
Advanced	44
Declined	91
No Change	129
Total Traded Issues	264

TOP TEN GAINER COMPANIES BY CLOSING PRICE						
Scrip ID	Scrip Name	Category	Week		Closing	Turnover (BDT)
			Difference	Opening		
14026	OLYMPIC INDUSTRIES LIMITED	A	13.99	126.50	144.20	18,124,412.00
19007	BD MONOSPOOL PAPER MFG. CO. LT	A	11.33	253.30	282.00	1,478,683.00
14602	ACHIA SEA FOODS LIMITED	N	9.86	22.30	24.50	49,000.00
18005	SUMMIT ALLIANCE PORT LIMITED	A	9.64	31.10	34.10	7,661,755.80
22028	JAMUNA BANK LIMITED	A	8.87	21.40	23.30	17,706.20
13008	ORION INFUSION LIMITED	A	8.61	329.80	358.20	1,707,016.00
23005	SHINEPUKUR CERAMICS LIMITED	B	8.43	47.40	51.40	32,483,603.30
24011	GENEX INFOSYS LIMITED	A	8.07	101.50	109.70	29,710,933.90
24005	INTECH ONLINE LIMITED	B	6.19	24.20	25.70	54,679.00
18004	SAMORITA HOSPITAL LIMITED	A	5.98	68.50	72.60	293,421.70

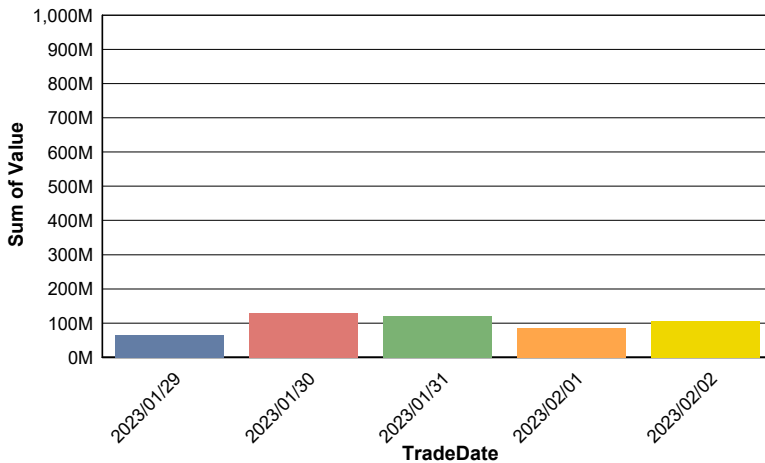
### TOP TEN LOSER COMPANIES BY CLOSING PRICE

Scrip ID	Scrip Name	Category	Week Difference	Opening	Closing	Turnover (BDT)
19008	MIRACLE INDUSTRIES LIMITED	B	-13.04	32.20	28.00	4,620.00
32020	NATIONAL FEED MILL LTD.	B	-11.51	16.50	14.60	51,289.80
12035	METRO SPINNING LIMITED	B	-10.40	49.00	43.90	90,687.50
24013	eGENERATION LIMITED	A	-10.34	58.00	52.00	258,802.20
24008	AAMRA TECHNOLOGIES LIMITED	A	-10.29	40.80	36.60	3,028,983.20
16014	KAY & QUE (BANGLADESH) LTD	B	-10.28	259.70	233.00	39,220.00
16602	WONDERLAND TOYS LIMITED	N	-9.76	37.90	34.20	34.20
19011	BASHUNDHARA PAPER MILLS LTD.	A	-7.23	95.40	88.50	29,205,584.90
10008	PRAGATI LIFE INSURANCE LTD.	A	-6.76	161.10	150.20	14,037,641.40
10006	MEGHNA LIFE INSURANCE CO.LTD.	A	-6.42	95.00	88.90	2,421,841.40

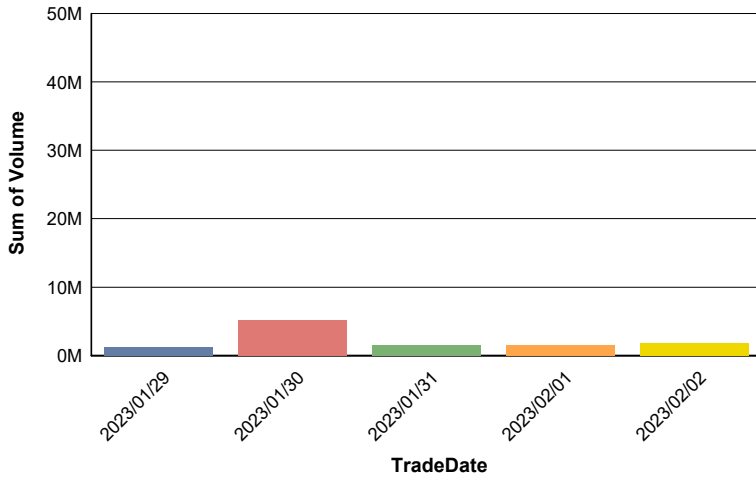
### TOP TEN COMPANIES BY TURNOVER

Scrip ID	Scrip Name	Turnover (BDT)	Volume
18011	SEA PEARL BEACH RESORT & SPA LIMITED	62,083,874.80	225,811
11010	BD GENERAL INSURANCE COMPANY	40,742,338.60	588,002
23005	SHINEPUKUR CERAMICS LIMITED	32,483,603.30	676,893
24011	GENEX INFOSYS LIMITED	29,710,933.90	282,599
19011	BASHUNDHARA PAPER MILLS LTD.	29,205,584.90	328,197
21027	FIRST JANATA BANK MUTUAL FUND	20,497,050.00	3,202,750
16025	BENGAL WINDSOR THERMOPLASTICS	18,957,086.30	551,131
25019	NATIONAL HOUSING FIN.& INV.LTD	18,886,557.80	408,198
14026	OLYMPIC INDUSTRIES LIMITED	18,124,412.00	128,838
10008	PRAGATI LIFE INSURANCE LTD.	14,037,641.40	90,869

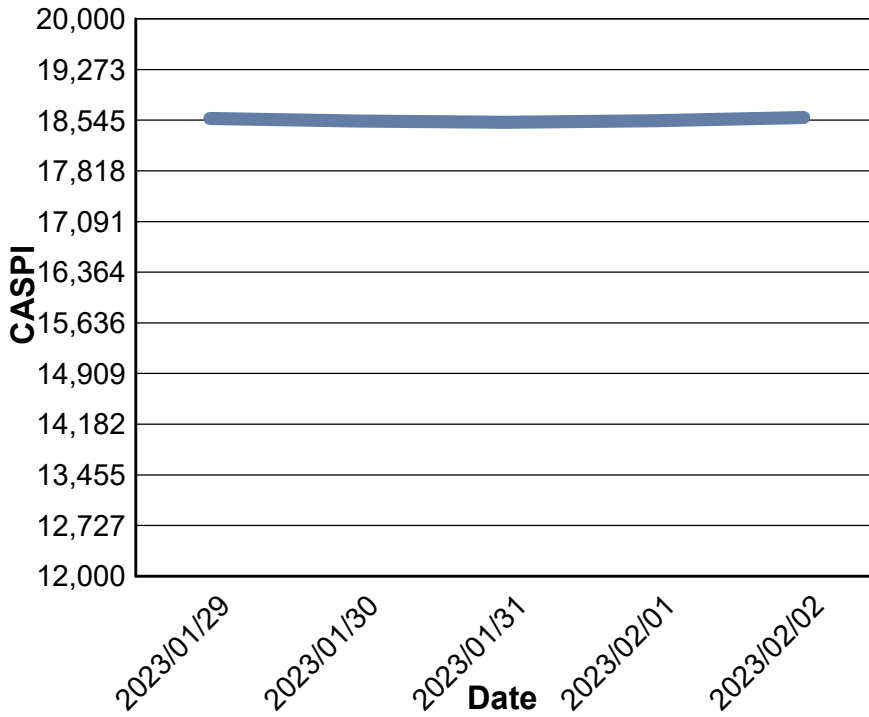
### Data for Turnover Value



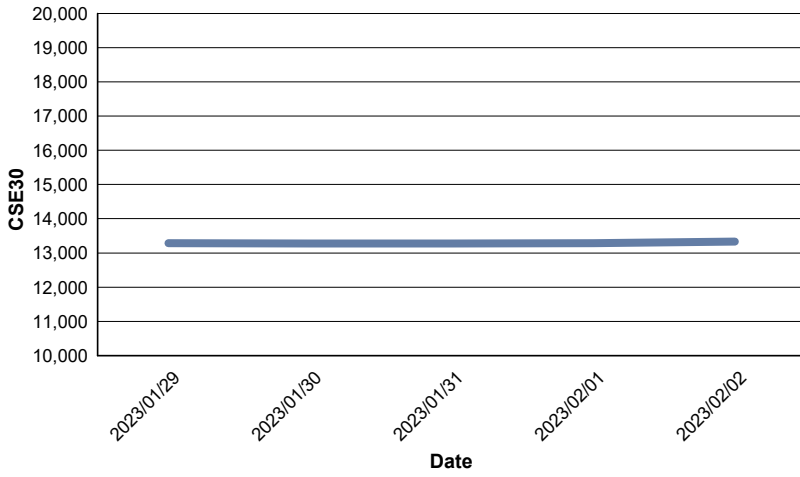
### Data for Turnover Volume



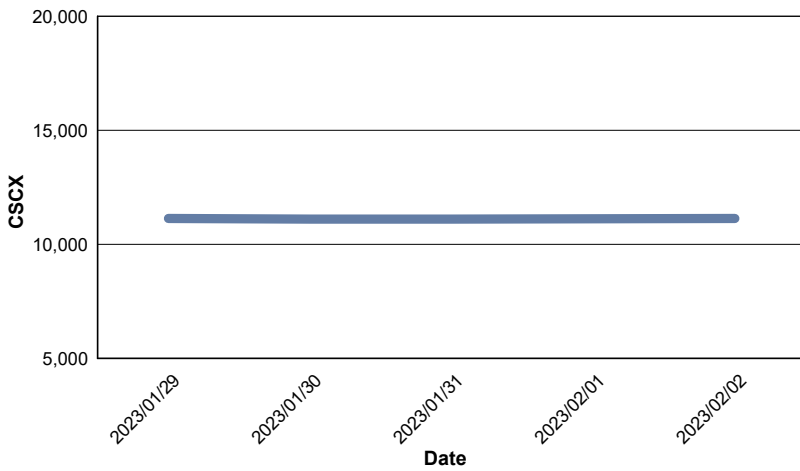
### CASPI Index



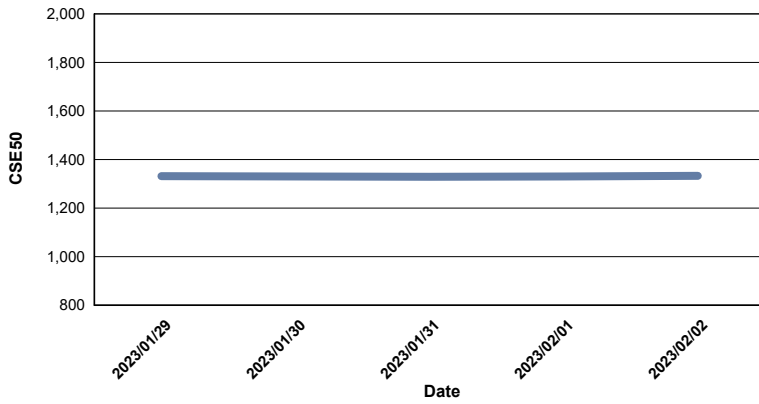
### Index CSE30



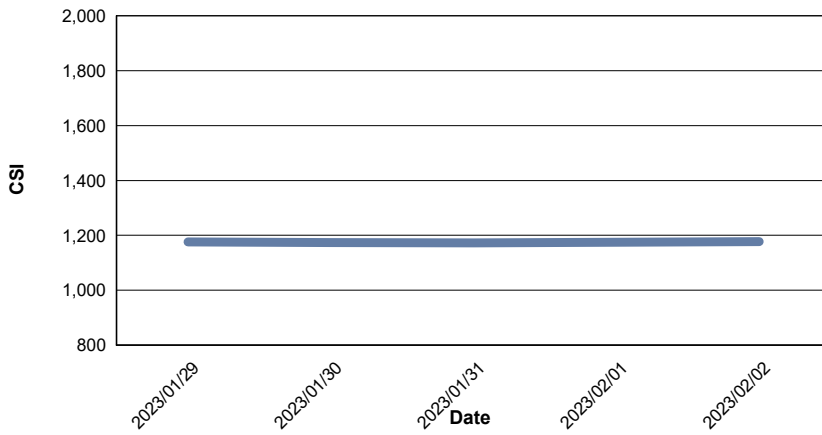
### Index CSCX



### Index CSE50



### Index CSI



### Index CSESMEX

