

# Chittagong Stock Exchange

11-May-23

## Weekly Market Summary

Week: 2023-05-07 to 2023-05-11 (5 days)

<b>Total Turnover (BDT) :</b>	703,421,876.70
<b>Volume of Share (Nos):</b>	29,097,495.00
<b>Total Contact(Nos)</b>	24,210
<b>Total Scrip Traded</b>	296

CATEGORY WISE TURNOVER		
Group	Turnover Value(BDT)	% of Total
A	438,942,569.40	62.39
B	203,108,506.70	28.87
N	55,624,782.50	7.91
Z	5,746,018.10	0.82

MAJOR INDICES IN THE WEEK						
Date	CASPI	CSE30	CSCX	CSE50	CSI	CSESMEX
05/03/2023	18481.5201	13473.7524	11069.8119	1,318.07	1,166.89	1,710.17
05/11/2023	18490.1307	13461.4755	11073.6889	1,318.56	1,171.16	1,668.49
change in %	0.0466	-0.0911	0.0350	0.04	0.37	-2.44

SCRIP PERFORMANCE IN THE WEEK	
Advanced	77
Declined	48
No Change	171
Total Traded Issues	296

TOP TEN GAINER COMPANIES BY CLOSING PRICE							
Scrip ID	Scrip Name	Category	Week		Closing	Turnover (BDT)	
			Difference	Opening			
32605	HIMADRI LIMITED	N	60.70	51.40	82.60	930,505.80	
14001	APEX FOODS LIMITED	A	27.76	393.70	503.00	661,183.10	
12049	HWA WELL TEXTILES (BD) LTD.	A	21.62	51.80	63.00	842,552.10	
19008	MIRACLE INDUSTRIES LIMITED	B	21.29	26.30	31.90	26,304,482.70	
12057	SIMTEX INDUSTRIES LIMITED	B	20.00	15.50	18.60	4,143,197.00	
24006	AGNI SYSTEMS LIMITED	B	19.59	24.50	29.30	13,312,906.00	
32019	KHAN BROTHERS PP WOVEN BAG IN	B	18.58	11.30	13.40	7,768,993.00	
20020	INTRACO REFUELING STATION LTD.	A	16.11	33.50	38.90	14,669,599.50	
16028	SHURWID INDUSTRIES LTD.	A	16.10	14.90	17.30	1,934,233.10	
12004	APEX SPINNING & KNITTING MILLS	A	15.92	130.00	150.70	680,170.40	

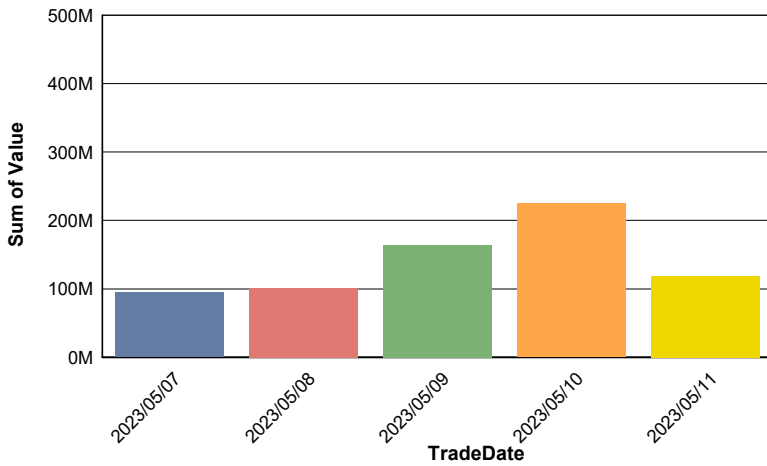
**TOP TEN LOSER COMPANIES BY CLOSING PRICE**

Scrip ID	Scrip Name	Category	Week Difference	Opening	Closing	Turnover (BDT)
18011	SEA PEARL BEACH RESORT & SPA LII	A	-13.98	251.70	216.50	4,700,360.50
22025	EASTERN BANK LIMITED	A	-10.94	32.90	29.30	374,024.50
24010	AAMRA NETWORKS LIMITED	A	-10.11	85.00	76.40	20,140,784.50
16603	MOSTAFA METAL INDUSTRIES LTD.	N	-9.67	15.50	14.00	70,000.00
13601	MAMUN AGRO PRODUCTS LIMITED	N	-8.57	14.00	12.80	256,000.00
11024	SONAR BANGLA INSURANCE LTD.	A	-7.96	50.20	46.20	88,280.60
15002	HEIDELBERG CEMENT BANGLADESH	A	-6.86	329.20	306.60	2,674,602.00
18008	UNIQUE HOTEL & RESORTS LIMITED	A	-6.72	81.80	76.30	13,776,633.10
13037	NAVANA PHARMACEUTICALS LIMITEC	A	-6.57	88.20	82.40	5,692,667.20
11011	PRAGATI INSURANCE LIMITED	A	-5.52	61.50	58.10	135,348.50

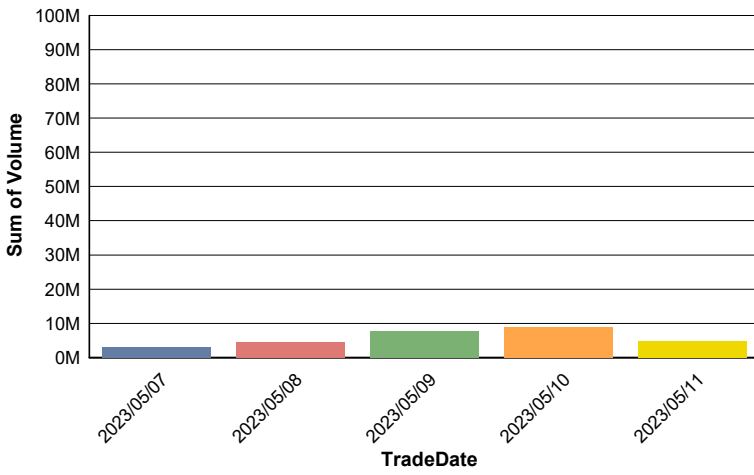
**TOP TEN COMPANIES BY TURNOVER**

Scrip ID	Scrip Name	Turnover (BDT)	Volume
22033	FIRST SECURITY ISLAMI BANK LTD	56,491,330.00	5,649,133
32003	BEXIMCO LIMITED	54,153,278.70	517,866
22038	MIDLAND BANK LIMITED	47,210,485.30	3,177,892
15009	LAFARGE HOLCIM BANGLADESH LIMITED	33,200,588.30	479,925
19008	MIRACLE INDUSTRIES LIMITED	26,304,482.70	2,141,136
12050	FAR EAST KNITTING & DYEING INDUSTRIES I	23,920,836.80	1,295,684
24010	AAMRA NETWORKS LIMITED	20,140,784.50	250,737
32004	BD SHIPPING CORPORATION	17,271,430.50	132,911
12035	METRO SPINNING LIMITED	15,680,919.60	370,794
20020	INTRACO REFUELING STATION LTD.	14,669,599.50	389,509

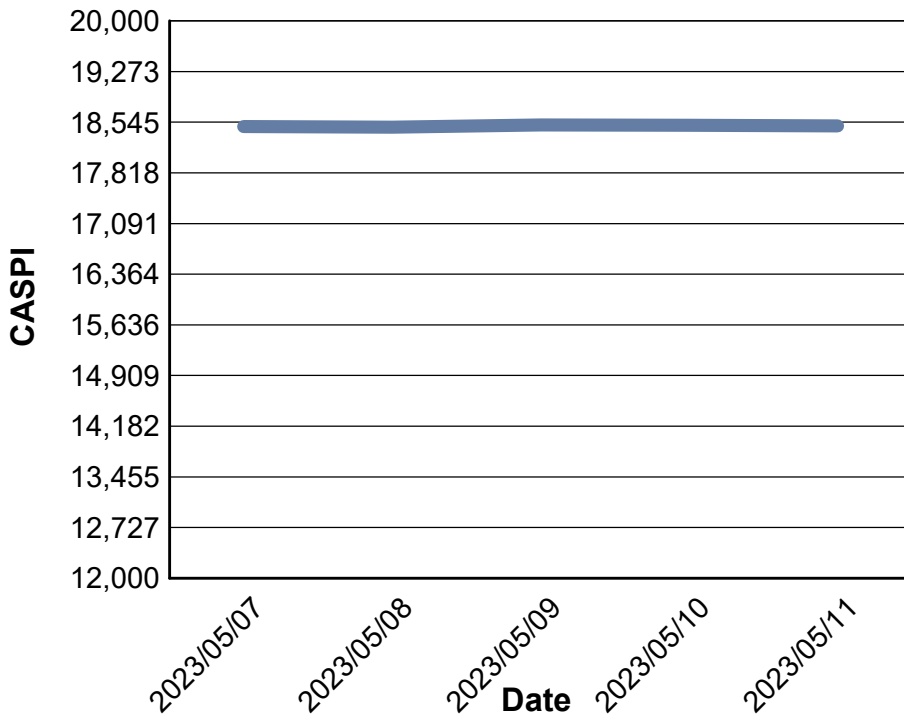
**Data for Turnover Value**



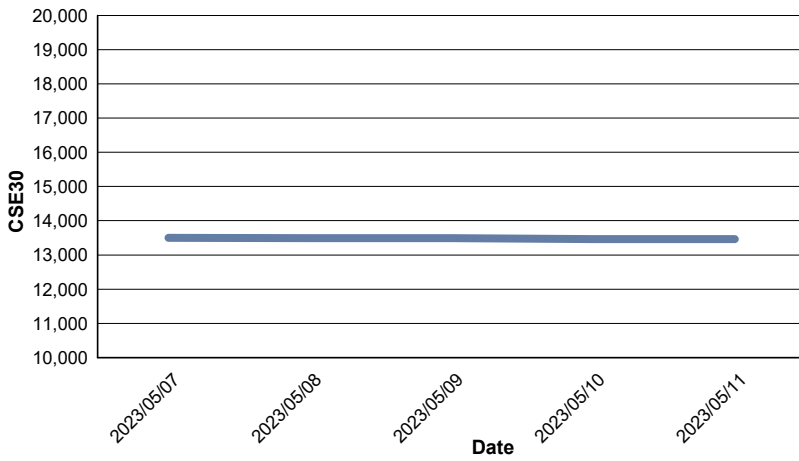
### Data for Turnover Volume



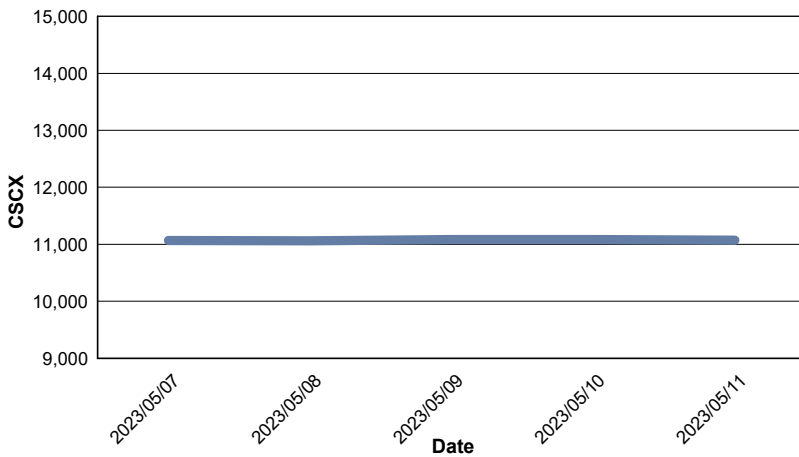
### CASPI Index



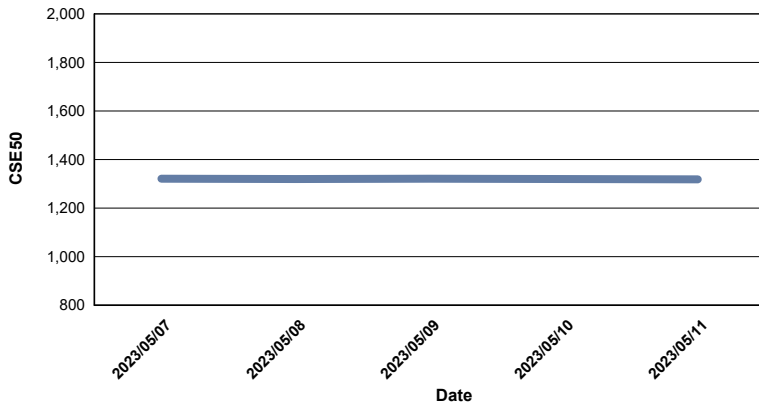
### Index CSE30



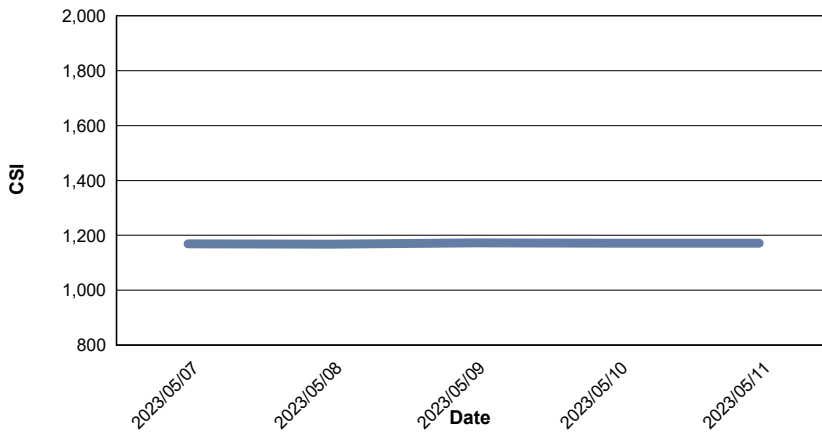
### Index CSCX



### Index CSE50



### Index CSI



### Index CSESMEX

