

# Chittagong Stock Exchange

04-Mar-21

## Weekly Market Summary

Week: 2021-02-28 to 2021-03-04 (5 days)

<b>Total Turnover (BDT) :</b>	2,062,233,745.90
<b>Volume of Share (Nos):</b>	57,064,220.00
<b>Total Contact(Nos)</b>	55,342
<b>Total Scrip Traded</b>	304

CATEGORY WISE TURNOVER		
Group	Turnover Value(BDT)	% of Total
A	1,310,488,178.30	63.53
B	245,199,385.30	11.89
N	485,306,367.90	23.52
Z	21,239,814.40	1.03

MAJOR INDICES IN THE WEEK					
Date	CASPI	CSE30	CSCX	CSE50	CSI
02/25/2021	15650.6032	12133.7130	9441.1519	1,194.38	987.86
03/04/2021	15976.3546	12324.1364	9633.1754	1,222.57	1,005.68
change in %	2.0814	1.5694	2.0339	2.36	1.80

SCRIP PERFORMANCE IN THE WEEK	
Advanced	168
Declined	62
No Change	74
Total Traded Issues	304

TOP TEN GAINER COMPANIES BY CLOSING PRICE						
Scrip ID	Scrip Name	Category	Week		Closing	Turnover (BDT)
			Difference	Opening		
24013	eGENERATION LIMITED	N	59.51	24.70	39.40	59,204,207.20
32006	GQ BALL PEN INDUSTRIES LIMITED	A	35.81	107.50	146.00	637,558.30
12053	C & A TEXTILES LTD.	Z	26.31	1.90	2.40	1,768,572.60
14027	EMERALD OIL INDUSTRIES LIMITED	Z	22.00	10.00	12.20	1,025,063.20
12051	TUNG HAI KNITTING & DYEING LTD.	Z	20.00	2.50	3.00	99,962.80
21032	AIBL 1ST ISLAMIC MUTUAL FUND	A	20.00	8.00	9.60	38,848.00
21047	VANGUARD AML RUPALI BANK BALAN	A	19.76	8.60	10.30	12,835.50
16017	BD WELDING ELECTRODES LIMITED	Z	18.47	15.70	18.60	37,840.00
20014	GBB POWER LIMITED	A	18.25	25.20	29.80	17,644,040.40
12045	FAMILYTEX (BD) LTD.	Z	16.00	2.50	2.90	2,228,139.30

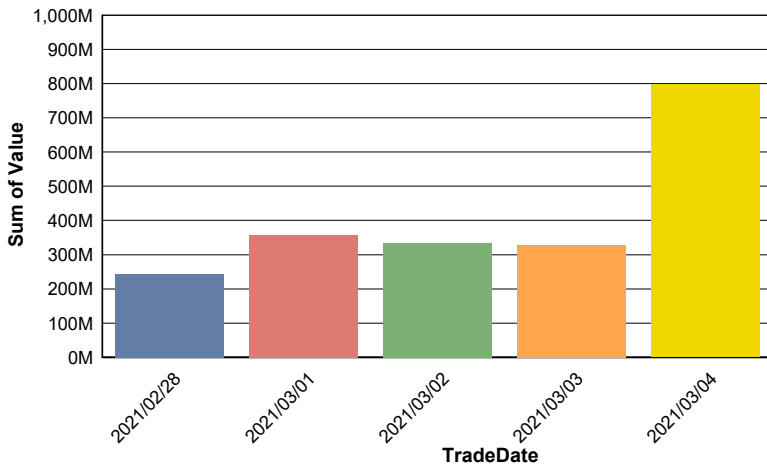
**TOP TEN LOSER COMPANIES BY CLOSING PRICE**

Scrip ID	Scrip Name	Category	Week Difference	Opening	Closing	Turnover (BDT)
32009	BRITISH AMERICAN TOBACCO BD CO	A	-63.61	1,528.70	556.20	78,899,706.60
21017	PRIME FINANCE 1ST MUTUAL FUND	A	-12.33	15.40	13.50	15,251.00
12039	MALEK SPINNING MILLS LTD.	A	-8.38	15.50	14.20	31,992.00
21041	NCCBL MUTUAL FUND-1	A	-7.31	8.20	7.60	16,760.00
10001	DELTA LIFE INSURANCE COMPANY	A	-7.29	74.00	68.60	576,066.00
11016	PRIME INSURANCE COMPANY LTD	A	-5.88	37.40	35.20	1,146,521.00
16041	WALTON HI-TECH INDUSTRIES LTD.	A	-5.24	1,261.50	1,195.30	18,697,558.40
24008	AAMRA TECHNOLOGIES LIMITED	A	-5.09	25.50	24.20	23,548.60
11035	ASIA INSURANCE LIMITED	A	-5.05	95.00	90.20	9,485.00
13006	RECKITT BENCKISER (BD) LIMITED	A	-4.89	4,800.00	4,565.00	9,130.00

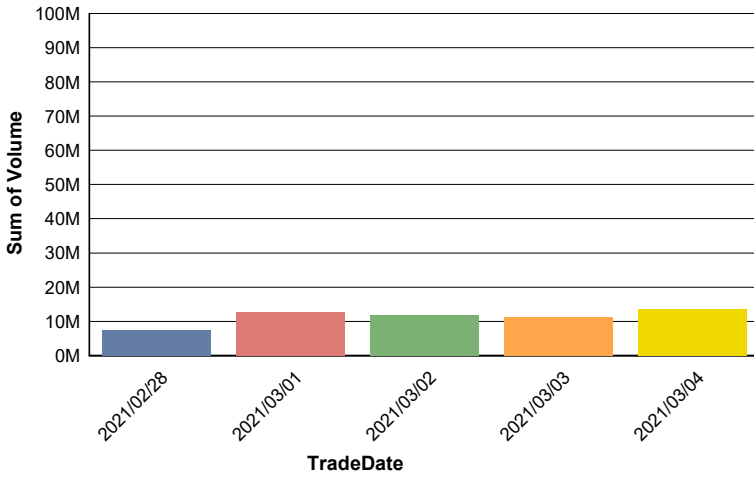
**TOP TEN COMPANIES BY TURNOVER**

Scrip ID	Scrip Name	Turnover (BDT)	Volume
13005	BEXIMCO PHARMACEUTICALS LTD	457,558,102.10	2,537,499
26003	ROBI AXIATA LIMITED	262,147,160.10	5,608,943
32003	BEXIMCO LIMITED	141,392,113.80	1,689,118
25010	LANKABANGLA FINANCE LIMITED	92,664,368.90	2,717,068
14028	TAUFIKA FOODS & AGRO INDUSTRIES	80,528,180.30	3,316,792
32009	BRITISH AMERICAN TOBACCO BD CO	78,899,706.60	54,029
20004	SUMMIT POWER LIMITED	62,845,314.30	1,405,837
24013	eGENERATION LIMITED	59,204,207.20	1,665,936
16026	BANGLADESH BUILDING SYSTEMS LT	52,821,960.20	3,239,702
15009	LAFARGE HOLCIM BANGLADESH LIMITED	46,027,131.00	881,881

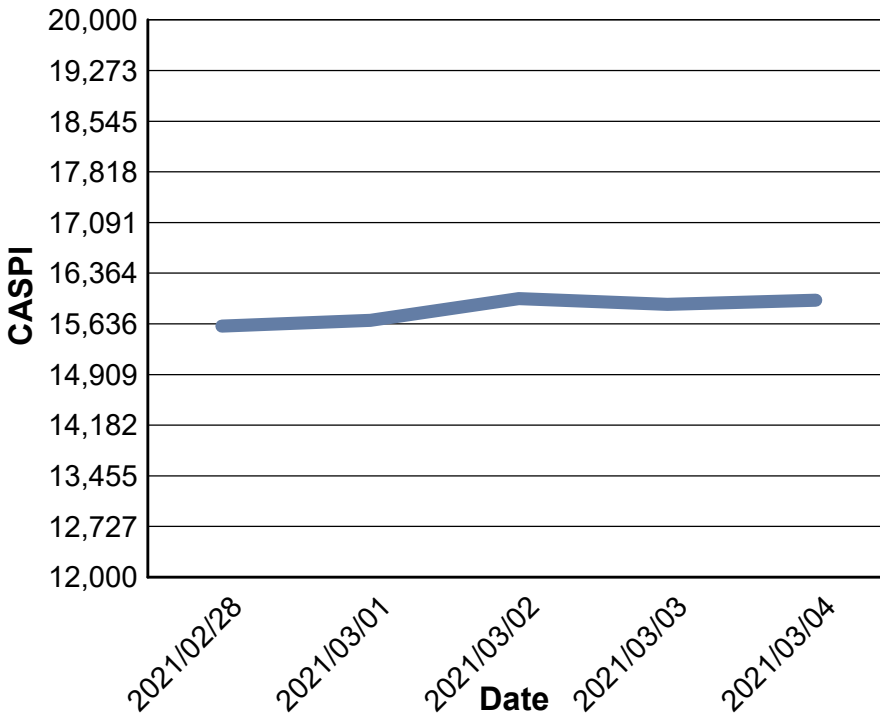
**Data for Turnover Value**



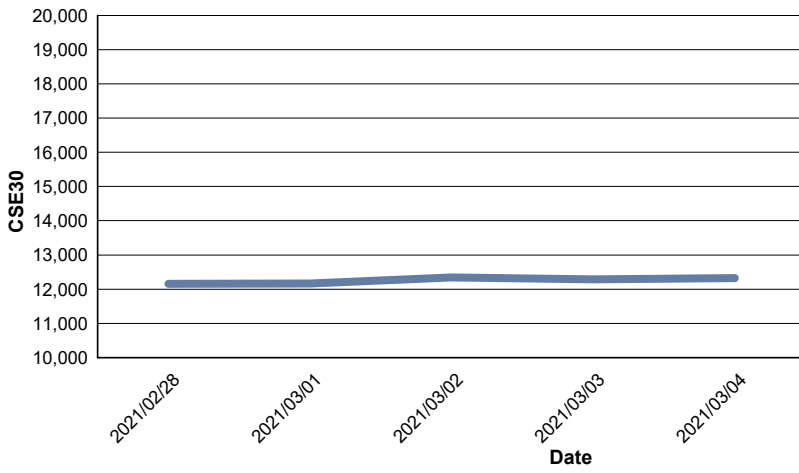
### Data for Turnover Volume



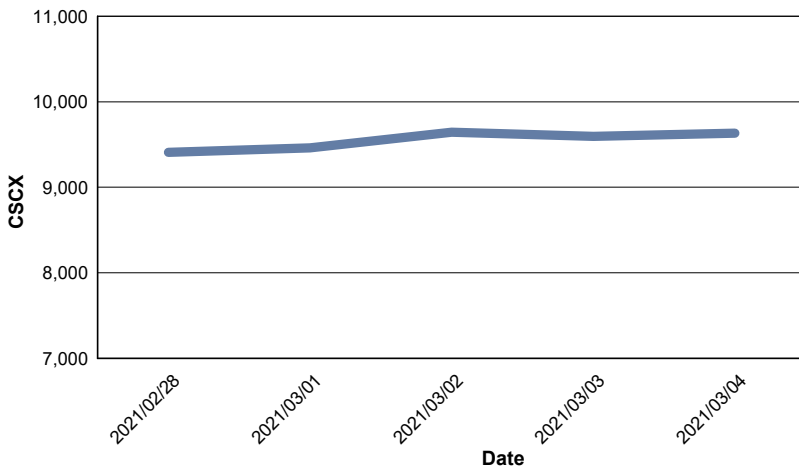
### CASPI Index



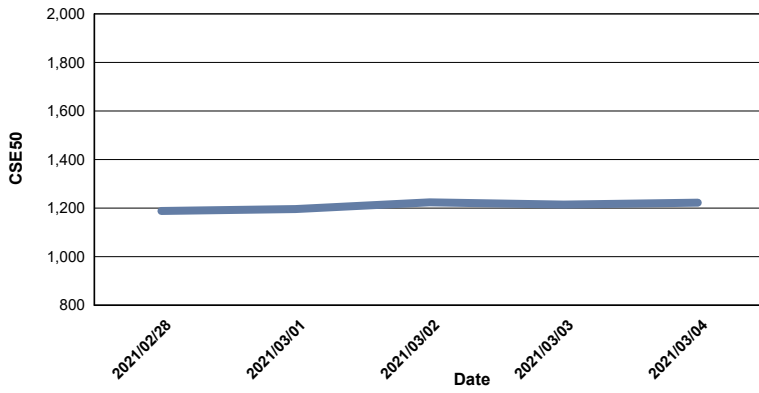
### Index CSE30



### Index CSCX



### Index CSE50



### Index CSI

