

Chittagong Stock Exchange

02-Jul-20

Weekly Market Summary

Week: 2020-06-28 to 2020-07-02(total 4 days excluding July 01,2020)

| | |
|-------------------------------|------------------|
| Total Turnover (BDT) : | 5,588,997,306.20 |
| Volume of Share (Nos): | 39,002,879.00 |
| Total Contact(Nos) | 5,780 |
| Total Scrip Traded | 225 |

| CATEGORY WISE TURNOVER | | |
|------------------------|---------------------|------------|
| Group | Turnover Value(BDT) | % of Total |
| A | 5,570,836,079.30 | 99.67 |
| B | 10,421,184.30 | 0.19 |
| N | 704,335.00 | 0.01 |
| Z | 7,035,707.60 | 0.13 |

| MAJOR INDICES IN THE WEEK | | | | | |
|---------------------------|------------|-----------|-----------|--------|--------|
| Date | CASPI | CSE30 | CSCX | CSE50 | CSI |
| 06/25/2020 | 11262.0946 | 9915.1618 | 6818.2615 | 809.44 | 728.72 |
| 07/02/2020 | 11321.1208 | 9908.1308 | 6854.4653 | 815.27 | 729.51 |
| change in % | 0.5241 | -0.0709 | 0.5310 | 0.72 | 0.11 |

| SCRIP PERFORMANCE IN THE WEEK | |
|-------------------------------|-----|
| Advanced | 40 |
| Declined | 18 |
| No Change | 167 |
| Total Traded Issues | 225 |

| TOP TEN GAINER COMPANIES BY CLOSING PRICE | | | | | | |
|---|-------------------------------|----------|------------|---------|---------|----------------|
| Scrip ID | Scrip Name | Category | Week | | Closing | Turnover (BDT) |
| | | | Difference | Opening | | |
| 12032 | TALLU SPINNING MILLS LIMITED | Z | 13.79 | 2.90 | 3.30 | 37,880.00 |
| 14022 | FINE FOODS LIMITED | B | 11.65 | 41.20 | 46.00 | 414,993.30 |
| 12008 | BEXIMCO SYNTHETICS LIMITED | Z | 11.47 | 6.10 | 6.80 | 186,196.50 |
| 13007 | AMBEE PHARMACEUTICALS LIMITED | A | 10.00 | 430.00 | 473.00 | 283,124.40 |
| 22007 | PUBALI BANK LIMITED | A | 9.70 | 20.60 | 22.60 | 446,579.20 |
| 11027 | PARAMOUNT INSURANCE CO. LTD | B | 7.69 | 39.00 | 42.00 | 251,381.20 |
| 26002 | BANGLADESH SUBMARINE CABLE CC | A | 6.79 | 79.50 | 84.90 | 6,834,417.40 |
| 22003 | NATIONAL BANK LIMITED | A | 5.88 | 6.80 | 7.20 | 6,183,480.60 |
| 20006 | POWER GRID COMPANY OF BD LTD. | A | 5.40 | 40.70 | 42.90 | 142,466.00 |
| 21019 | ICB AMCL SECOND MUTUAL FUND | A | 5.26 | 7.60 | 8.00 | 35,200.00 |

TOP TEN LOSER COMPANIES BY CLOSING PRICE

| Scrip ID | Scrip Name | Category | Week Difference | Opening | Closing | Turnover (BDT) |
|----------|--------------------------------|----------|-----------------|---------|---------|----------------|
| 12037 | THE DACCA DYEING & MFC. CO. LT | Z | -8.00 | 5.00 | 4.60 | 60,387.10 |
| 13029 | AFC AGRO BIOTECH LTD. | A | -7.89 | 19.00 | 17.50 | 17.50 |
| 22026 | EXPORT IMPORT BANK OF BD LTD | A | -6.45 | 9.30 | 8.70 | 96,412,945.50 |
| 16027 | APPOLLO ISPAT COMPLEX LTD. | Z | -5.88 | 3.40 | 3.20 | 281,218.30 |
| 12042 | Generation Next Fashions Ltd. | Z | -4.16 | 2.40 | 2.30 | 747,742.10 |
| 16001 | AZIZ PIPES LIMITED | B | -2.80 | 100.00 | 97.20 | 57,717.60 |
| 16003 | ANWAR GALVANIZING LIMITED | A | -2.65 | 71.50 | 69.60 | 69.60 |
| 21020 | ICB EMPL PROV MF1 SCHM1 | A | -1.58 | 6.30 | 6.20 | 95,728.00 |
| 22033 | FIRST SECURITY ISLAMI BANK LTD | A | -1.20 | 8.30 | 8.20 | 1,374,462.60 |
| 13008 | ORION INFUSION LIMITED | A | -0.70 | 71.00 | 70.50 | 70,500.00 |

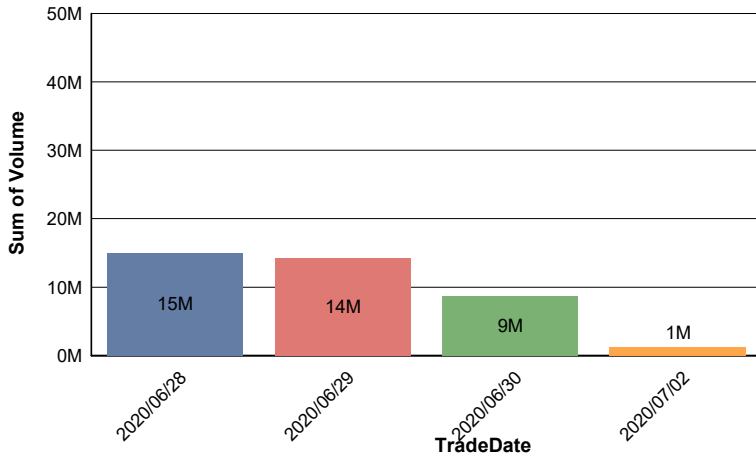
TOP TEN COMPANIES BY TURNOVER

| Scrip ID | Scrip Name | Turnover (BDT) | Volume |
|----------|-----------------------------------|------------------|------------|
| 32009 | BRITISH AMERICAN TOBACCO BD CO | 3,937,214,620.00 | 4,338,050 |
| 13003 | ADVANCED CHEMICAL INDUSTRIES | 996,072,306.50 | 5,005,345 |
| 12030 | SAIHAM TEXTILE MILLS LTD | 202,573,625.00 | 8,102,945 |
| 13002 | SQUARE PHARMACEUTICALS LIMITED | 166,203,750.00 | 963,500 |
| 22026 | EXPORT IMPORT BANK OF BD LTD | 96,412,945.50 | 10,047,465 |
| 22024 | UTTARA BANK LIMITED | 33,860,976.90 | 1,389,748 |
| 15009 | LAFARGE HOLCIM BANGLADESH LIMITED | 24,419,008.20 | 681,198 |
| 20012 | MJL BANGLADESH LIMITED | 13,952,118.30 | 215,303 |
| 13005 | BEXIMCO PHARMACEUTICALS LTD | 13,354,611.60 | 198,874 |
| 22012 | AL-ARAFAH ISLAMI BANK LTD. | 10,612,214.10 | 698,447 |

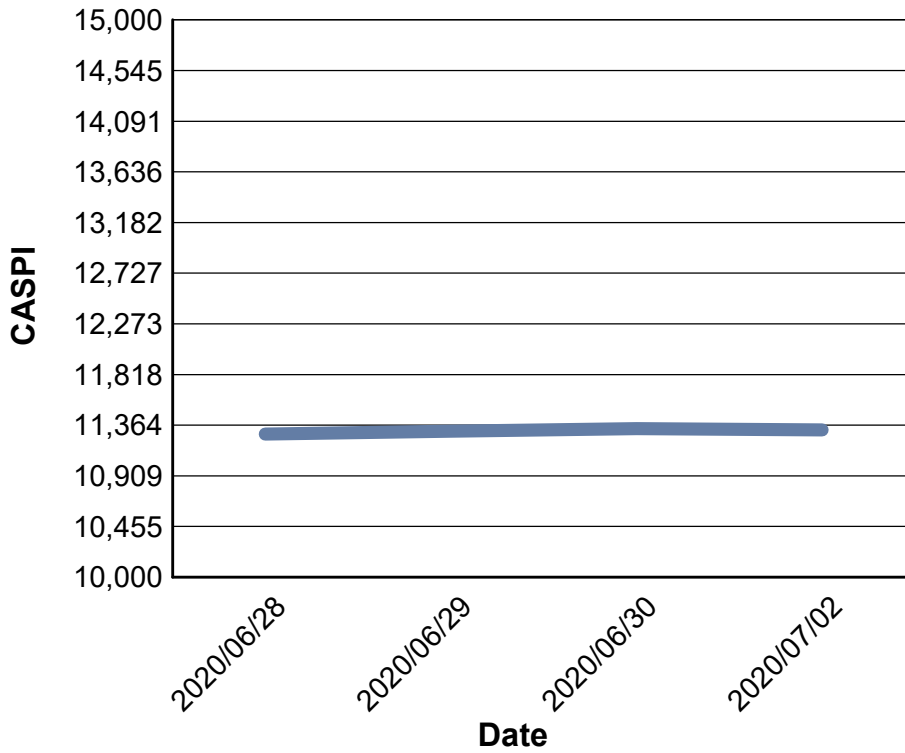
Data for Turnover Value



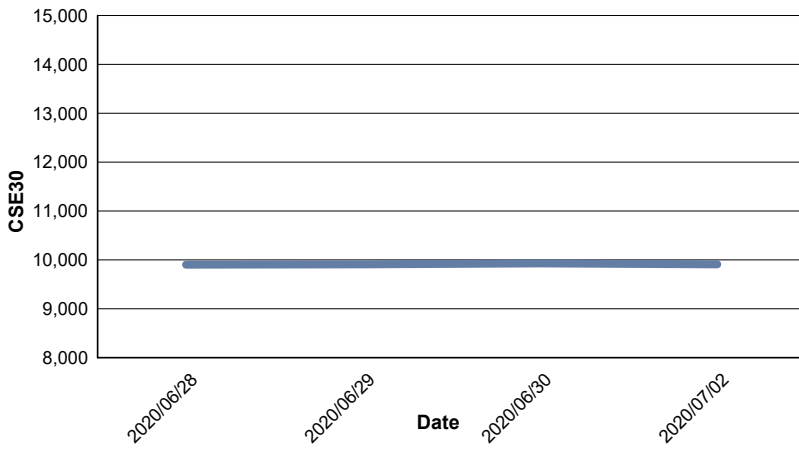
Data for Turnover Volume



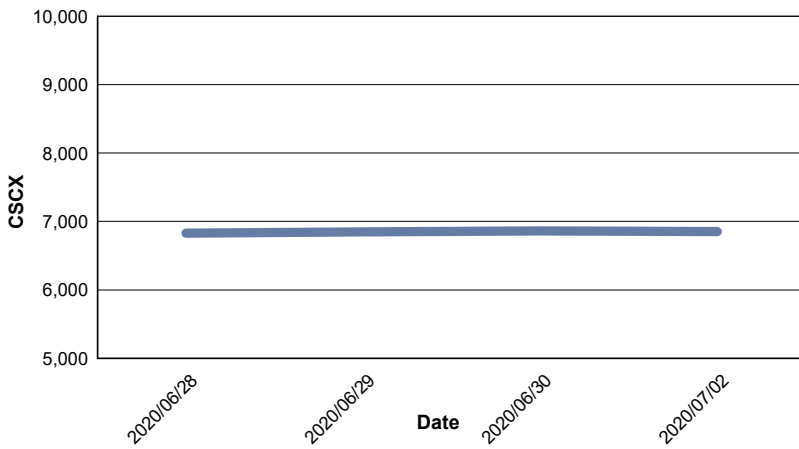
CASPI Index



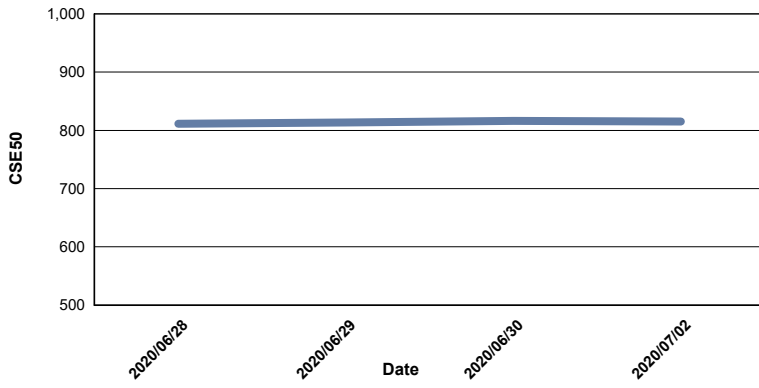
Index CSE30



Index CSCX



Index CSE50



Index CSI

