

Chittagong Stock Exchange

03-Feb-22

Weekly Market Summary

Week: 2022-01-30 to 2022-02-03 (5 days)

Total Turnover (BDT) :	2,347,547,044.10
Volume of Share (Nos):	93,508,794.00
Total Contact(Nos)	109,528
Total Scrip Traded	349

CATEGORY WISE TURNOVER		
Group	Turnover Value(BDT)	% of Total
A	1,305,775,151.80	55.60
B	535,042,397.40	22.78
N	488,703,437.30	20.79
Z	18,026,057.60	0.77

MAJOR INDICES IN THE WEEK						
Date	CASPI	CSE30	CSCX	CSE50	CSI	CSESMEX
01/27/2022	20586.6214	14291.6271	12366.3872	1,521.27	1,289.64	633.42
02/03/2022	20576.2820	14441.8279	12359.7484	1,519.61	1,280.07	633.42
change in %	-0.0502	1.0510	-0.0537	-0.11	-0.74	0.00

SCRIP PERFORMANCE IN THE WEEK	
Advanced	162
Declined	154
No Change	33
Total Traded Issues	349

TOP TEN GAINER COMPANIES BY CLOSING PRICE						
Scrip ID	Scrip Name	Category	Week		Closing	Turnover (BDT)
			Difference	Opening		
11045	UNION INSURANCE COMPANY LTD.	N	59.76	25.60	40.90	112,339.50
14029	BD THAI FOOD & BEVERAGE LIMITED	N	59.58	14.60	23.30	83,301.40
16026	BANGLADESH BUILDING SYSTEMS LT	B	36.36	22.00	30.00	60,385,224.60
32022	Yeakin Polymer Limited	B	24.57	17.50	21.80	20,146,333.00
32005	NATIONAL POLYMER IND LTD	A	22.69	52.00	63.80	29,292,537.90
12017	ALLTEX INDUSTRIES LIMITED	Z	17.03	18.20	21.30	3,021,886.30
13036	ACME PESTICIDES LIMITED	N	15.69	29.30	33.90	23,369,427.90
22036	UNION BANK LIMITED	N	14.87	12.10	13.90	390,915,877.20
10010	RUPALI LIFE INSURANCE CO. LTD.	A	14.71	70.00	80.30	2,820,096.00
10012	SUNLIFE INSURANCE COMPANY LTD.	B	13.97	37.20	42.40	351,893.90

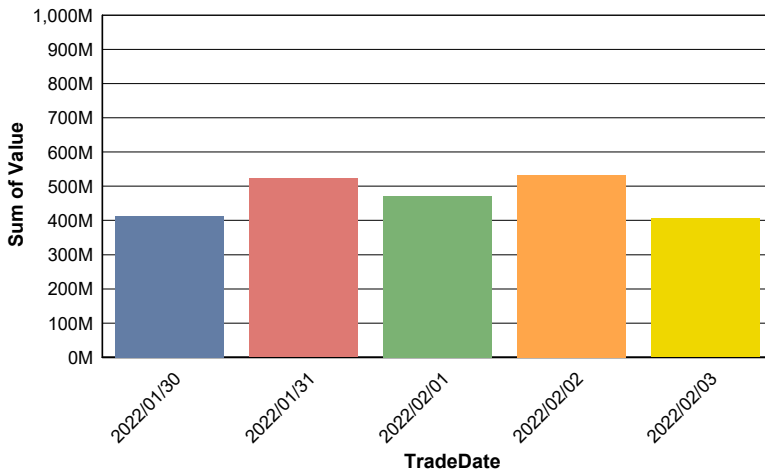
TOP TEN LOSER COMPANIES BY CLOSING PRICE

Scrip ID	Scrip Name	Category	Week Difference	Opening	Closing	Turnover (BDT)
18004	SAMORITA HOSPITAL LIMITED	A	-17.81	112.80	92.70	760,039.40
12052	HAMID FABRICS LTD.	B	-12.68	26.80	23.40	3,830,326.10
25001	INVESTMENT CORP OF BANGLADESH	A	-12.28	142.50	125.00	930,786.00
32006	GQ BALL PEN INDUSTRIES LIMITED	B	-12.20	113.90	100.00	295,235.60
17002	Apex Footwear Limited	A	-11.29	362.00	321.10	295,154.70
10002	NATIONAL LIFE INSURANCE CO.LTD	A	-10.79	224.20	200.00	129,832.00
13023	BEACON Pharmaceuticals Ltd.	B	-10.71	252.00	225.00	522,106.00
11037	PROVATI INSURANCE CO. LTD	A	-10.00	132.00	118.80	88,506.00
16003	ANWAR GALVANIZING LIMITED	A	-9.93	430.00	387.30	772,817.60
32007	IMAM BUTTON INDUSTRIES LTD	Z	-9.60	25.00	22.60	22.60

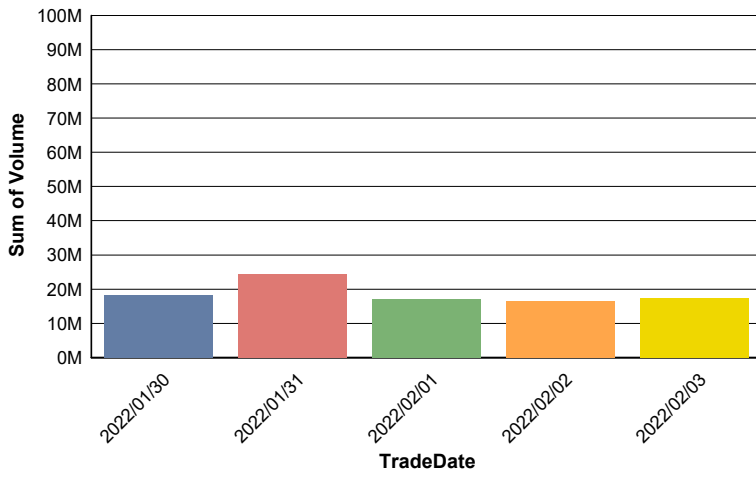
TOP TEN COMPANIES BY TURNOVER

Scrip ID	Scrip Name	Turnover (BDT)	Volume
22036	UNION BANK LIMITED	390,915,877.20	29,556,277
32003	BEXIMCO LIMITED	183,827,069.70	1,158,073
14023	RANGPUR DAIRY & FOOD PROD. LTD	78,333,010.10	1,320,168
15009	LAFARGE HOLCIM BANGLADESH LIMITED	73,123,042.30	913,620
16026	BANGLADESH BUILDING SYSTEMS LT	60,385,224.60	2,251,129
23006	R.A.K. CERAMICS (BD) LTD.	50,676,435.30	858,375
11016	PRIME INSURANCE COMPANY LTD	49,201,991.00	571,853
32004	BD SHIPPING CORPORATION	48,681,437.20	356,380
12064	QUEEN SOUTH TEXTILE MILLS LTD.	47,397,180.10	1,380,774
13002	SQUARE PHARMACEUTICALS LIMITED	42,205,327.20	187,398

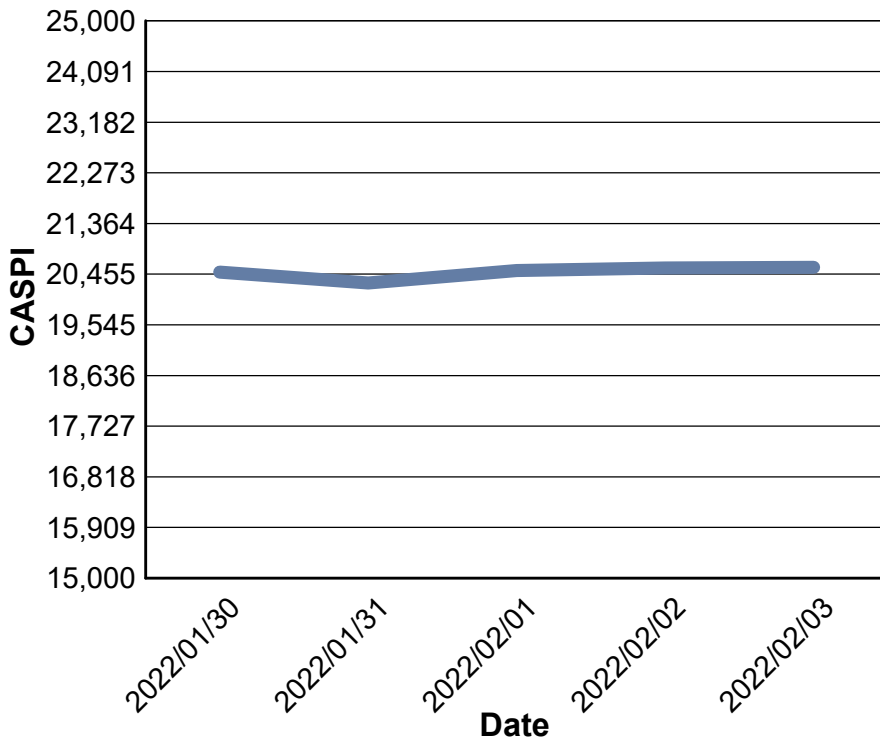
Data for Turnover Value



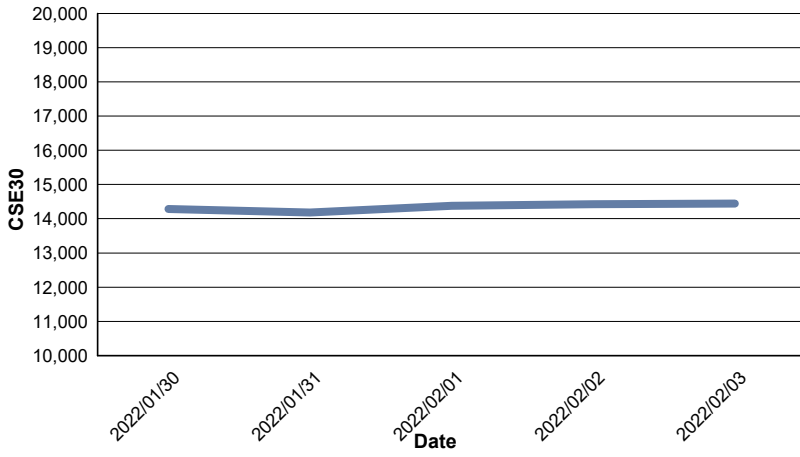
Data for Turnover Volume



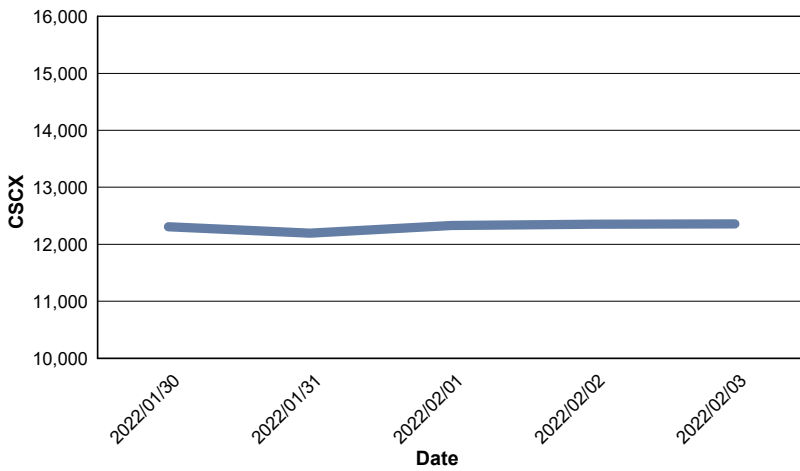
CASPI Index



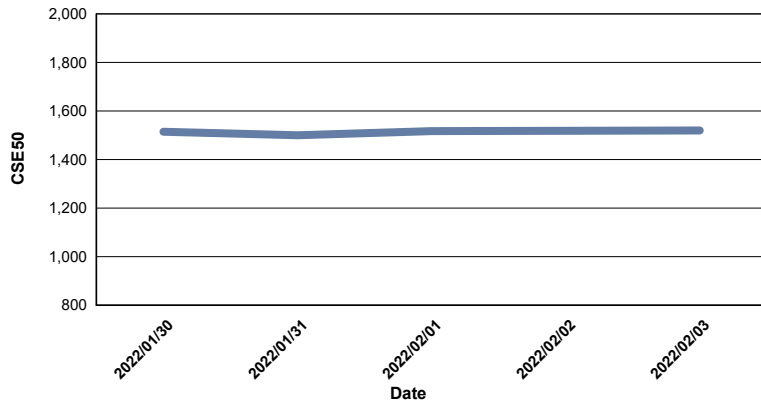
Index CSE30



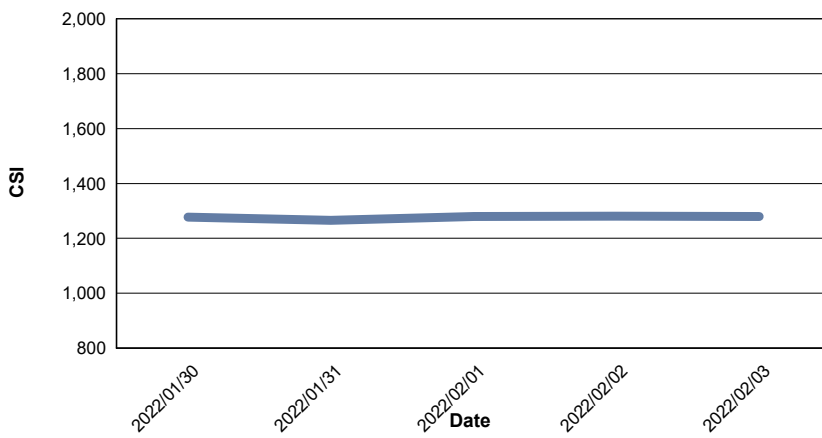
Index CSCX



Index CSE50



Index CSI



Index CSESMEX

