

# Chittagong Stock Exchange

15-Sep-22

## Weekly Market Summary

Week: 2022-09-11 to 2022-09-15 (5 days)

|                               |                  |
|-------------------------------|------------------|
| <b>Total Turnover (BDT) :</b> | 1,442,341,942.60 |
| <b>Volume of Share (Nos):</b> | 33,398,776.00    |
| <b>Total Contact(Nos)</b>     | 54,510           |
| <b>Total Scrip Traded</b>     | 334              |

| CATEGORY WISE TURNOVER |                     |            |
|------------------------|---------------------|------------|
| Group                  | Turnover Value(BDT) | % of Total |
| A                      | 1,065,637,271.30    | 73.86      |
| B                      | 298,263,868.20      | 20.67      |
| N                      | 73,890,458.30       | 5.12       |
| Z                      | 4,550,344.80        | 0.32       |

| MAJOR INDICES IN THE WEEK |            |            |            |          |          |          |
|---------------------------|------------|------------|------------|----------|----------|----------|
| Date                      | CASPI      | CSE30      | CSCX       | CSE50    | CSI      | CSESMEX  |
| 09/08/2022                | 19276.3299 | 13710.2147 | 11554.8833 | 1,414.12 | 1,251.00 | 2,774.59 |
| 09/15/2022                | 19141.0246 | 13511.9604 | 11472.8104 | 1,398.56 | 1,233.58 | 2,881.29 |
| change in %               | -0.7019    | -1.4460    | -0.7103    | -1.10    | -1.39    | 3.85     |

| SCRIP PERFORMANCE IN THE WEEK |     |
|-------------------------------|-----|
| Advanced                      | 91  |
| Declined                      | 158 |
| No Change                     | 85  |
| Total Traded Issues           | 334 |

| TOP TEN GAINER COMPANIES BY CLOSING PRICE |                                  |          |            |         |         |                |
|---|----------------------------------|----------|------------|---------|---------|----------------|
| Scrip ID                                  | Scrip Name                       | Category | Week       |         | Closing | Turnover (BDT) |
|   |                                  |          | Difference | Opening |         |                |
| 18011                                     | SEA PEARL BEACH RESORT & SPA LII | B        | 25.40      | 67.30   | 84.40   | 5,970,684.20   |
| 13008                                     | ORION INFUSION LIMITED           | A        | 25.05      | 384.30  | 480.60  | 30,575,209.90  |
| 32025                                     | JMI HOSPITAL REQUISITE MFG. LTD. | N        | 24.67      | 92.80   | 115.70  | 61,024,214.90  |
| 32017                                     | JMI SYRINGES & MEDICAL DEV.LTD   | A        | 18.75      | 361.00  | 428.70  | 3,477,784.40   |
| 13007                                     | AMBEE PHARMACEUTICALS LIMITED    | A        | 15.55      | 520.00  | 600.90  | 249,294.90     |
| 14029                                     | BD THAI FOOD & BEVERAGE LIMITED  | N        | 14.71      | 36.70   | 42.10   | 3,847,884.10   |
| 25013                                     | UNION CAPITAL LIMITED            | B        | 14.43      | 9.70    | 11.10   | 2,704,247.40   |
| 32601                                     | ORYZA AGRO INDUSTRIES LIMITED    | N        | 14.22      | 23.20   | 26.50   | 302,410.00     |
| 25015                                     | INT'L LEASING & FINANCIAL SERV   | B        | 13.55      | 5.90    | 6.70    | 4,116,347.40   |
| 14602                                     | ACHIA SEA FOODS LIMITED          | N        | 11.95      | 36.80   | 41.20   | 925,176.40     |

**TOP TEN LOSER COMPANIES BY CLOSING PRICE**

| Scrip ID | Scrip Name                       | Category | Week Difference | Opening | Closing | Turnover (BDT) |
|----------|----------------------------------|----------|-----------------|---------|---------|----------------|
| 13013    | THE IBN SINA PHARMACEUTICALS     | A        | -14.27          | 340.40  | 291.80  | 3,445,394.60   |
| 10012    | SUNLIFE INSURANCE COMPANY LTD.   | B        | -12.14          | 70.00   | 61.50   | 175,562.50     |
| 25004    | FIRST FINANCE LIMITED            | Z        | -11.11          | 6.30    | 5.60    | 56,900.00      |
| 11003    | GREEN DELTA INSURANCE COMPANY    | A        | -10.06          | 76.50   | 68.80   | 273,116.90     |
| 12037    | THE DACCA DYEING & MFC. CO. LT   | B        | -9.35           | 20.30   | 18.40   | 1,445,515.90   |
| 12026    | TAMIJUDDIN TEXTILE               | A        | -8.74           | 216.20  | 197.30  | 39,460.00      |
| 12050    | FAR EAST KNITTING & DYEING INDUS | A        | -8.21           | 21.90   | 20.10   | 763,599.20     |
| 13027    | ORION PHARMA LIMITED             | A        | -7.62           | 125.90  | 116.30  | 140,834,455.50 |
| 12057    | SIMTEX INDUSTRIES LIMITED        | B        | -6.96           | 20.10   | 18.70   | 1,109,600.10   |
| 12065    | AMAN COTTON FIBROUS LTD.         | A        | -6.87           | 29.10   | 27.10   | 3,017,154.50   |

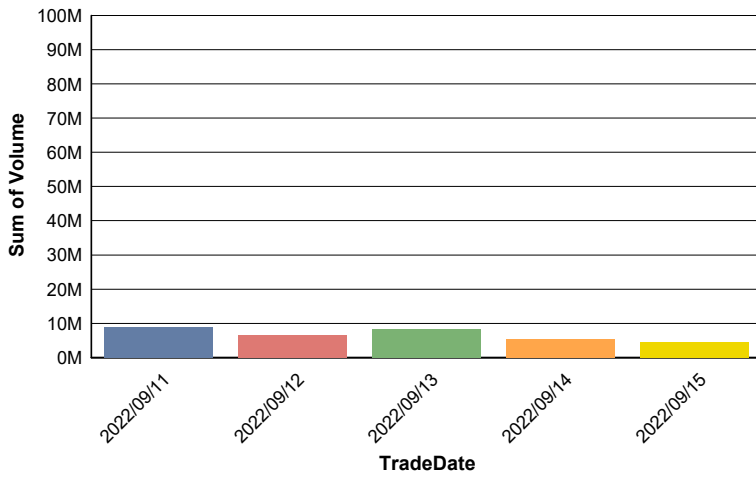
**TOP TEN COMPANIES BY TURNOVER**

| Scrip ID | Scrip Name                        | Turnover (BDT) | Volume    |
|----------|-----------------------------------|----------------|-----------|
| 32003    | BEXIMCO LIMITED                   | 205,425,685.50 | 1,508,166 |
| 13027    | ORION PHARMA LIMITED              | 140,834,455.50 | 1,165,381 |
| 32025    | JMI HOSPITAL REQUISITE MFG. LTD.  | 61,024,214.90  | 580,343   |
| 13002    | SQUARE PHARMACEUTICALS LIMITED    | 54,906,151.80  | 258,471   |
| 23005    | SHINEPUKUR CERAMICS LIMITED       | 51,985,796.00  | 1,056,286 |
| 15009    | LAFARGE HOLCIM BANGLADESH LIMITED | 40,831,623.60  | 504,005   |
| 12035    | METRO SPINNING LIMITED            | 33,612,540.30  | 744,724   |
| 13008    | ORION INFUSION LIMITED            | 30,575,209.90  | 73,622    |
| 22010    | INTL FINANCE INV & COMM BANK      | 26,055,346.80  | 1,909,228 |
| 32009    | BRITISH AMERICAN TOBACCO BD CO    | 24,089,564.80  | 46,405    |

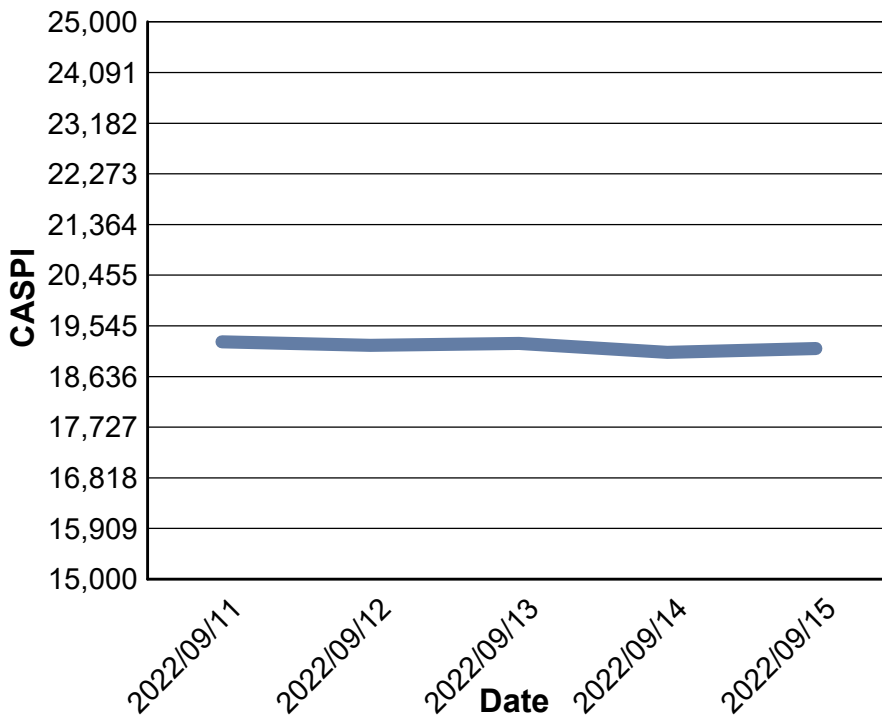
**Data for Turnover Value**



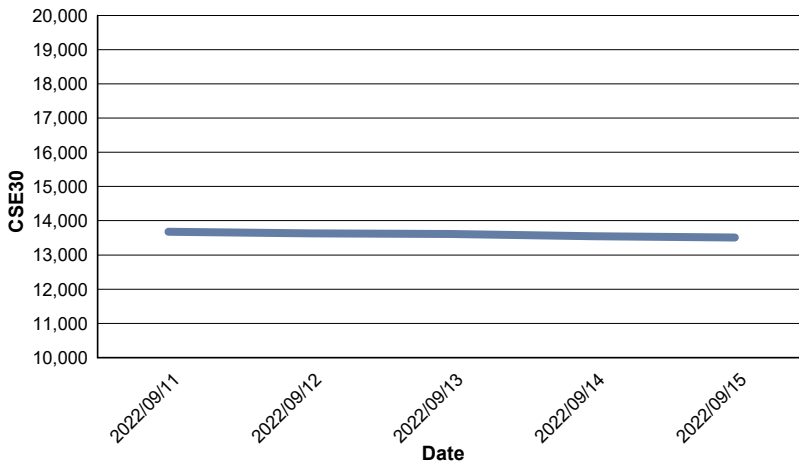
### Data for Turnover Volume



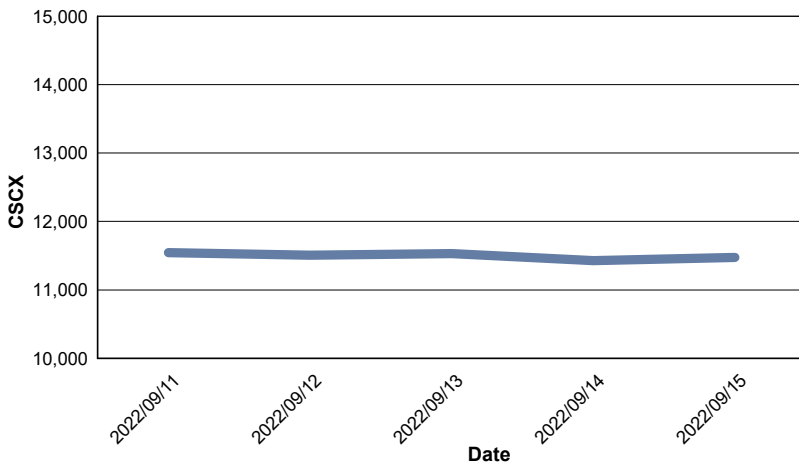
### CASPI Index



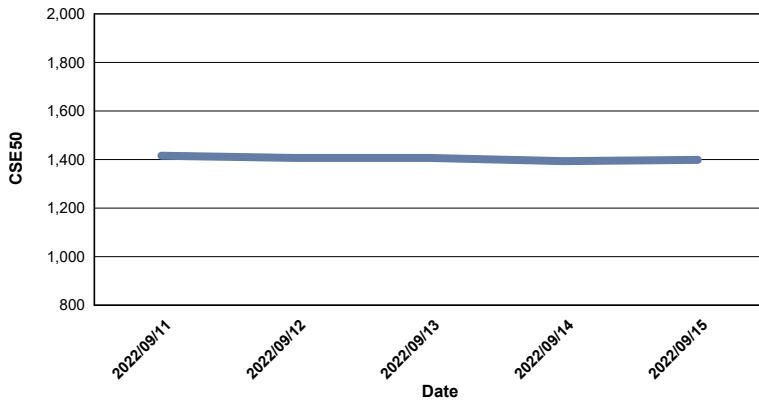
### Index CSE30



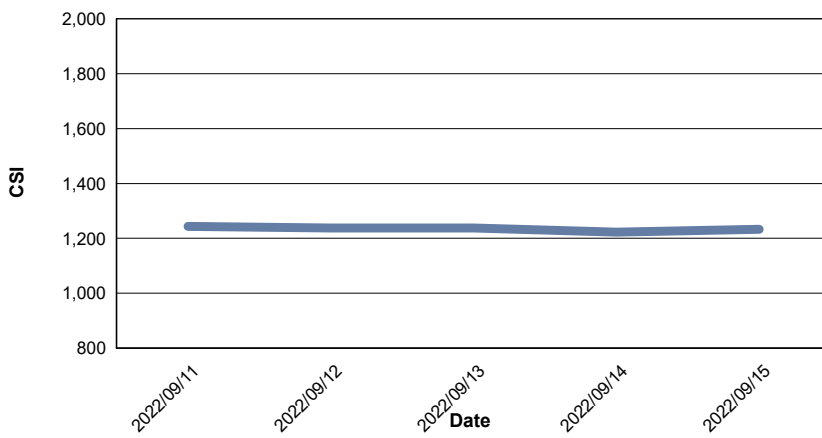
### Index CSCX



### Index CSE50



### Index CSI



### Index CSESMEX

