

# Chittagong Stock Exchange

04-Jul-24

## Weekly Market Summary

**Week:** 2024-06-30 to 2024-07-04 (Total 4 days excluding 1st July 2024)

<b>Total Turnover (BDT) :</b>	6,680,806,228.10
<b>Volume of Share (Nos):</b>	64,472,293.00
<b>Total Contact(Nos)</b>	10,205
<b>Total Scrip Traded</b>	323

CATEGORY WISE TURNOVER		
Group	Turnover Value(BDT)	% of Total
A	6,548,219,244.50	98.01
B	109,502,425.40	1.64
N	19,435,234.10	0.29
Z	3,649,324.10	0.05

MAJOR INDICES IN THE WEEK						
Date	CASPI	CSE30	CSCX	CSE50	CSI	CSESMEX
06/27/2024	15088.5997	11949.9743	9086.4896	1,091.67	985.52	3,056.10
07/04/2024	15463.5203	12156.2450	9315.0601	1,110.22	1,014.65	3,058.45
change in %	2.4848	1.7261	2.5155	1.70	2.96	0.08

SCRIP PERFORMANCE IN THE WEEK	
Advanced	237
Declined	63
No Change	23
Total Traded Issues	323

TOP TEN GAINER COMPANIES BY CLOSING PRICE							
Scrip ID	Scrip Name	Category	Week		Closing	Turnover (BDT)	
			Difference	Opening			
13015	WATA CHEMICALS LTD.	A	32.75	121.50	161.30	86,226.60	
15002	HEIDELBERG CEMENT BANGLADESH L	A	26.88	209.00	265.20	66,522.20	
14012	RAHIMA FOOD CORPORATION LTD	A	23.37	121.50	149.90	617,807.10	
16004	AFTAB AUTOMOBILES LIMITED	A	23.20	30.60	37.70	3,358,788.60	
24012	ADN TELECOM LIMITED	A	20.82	84.50	102.10	3,436.40	
19012	PAPER PROCESSING & PACKAGING LIMIT	A	19.28	125.50	149.70	37,417.00	
12055	ZAHEEN SPINNING LTD.	B	18.75	6.40	7.60	12,430.00	
18010	SAIF POWERTEC LIMITED	A	18.57	21.00	24.90	5,942,787.70	
13035	SILCO PHARMACEUTICALS LIMITED	B	17.87	17.90	21.10	1,057,903.00	
11002	PEOPLES INSURANCE COMPANY LTD	A	17.05	34.00	39.80	11,290.60	

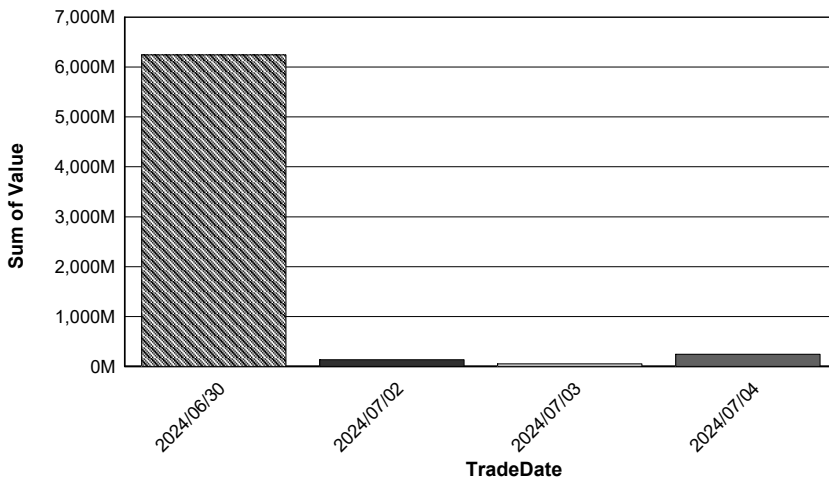
**TOP TEN LOSER COMPANIES BY CLOSING PRICE**

Scrip ID	Scrip Name	Category	Week Difference	Opening	Closing	Turnover (BDT)
21054	CAPITEC GRAMEEN BANK GROWTH FUNI	A	-10.00	17.00	15.30	26,183,804.40
20013	LINDE BANGLADESH LIMITED	A	-7.13	1,298.90	1,206.20	910,181,889.60
12037	THE DACCA DYEING & MFC. CO. LT	Z	-6.97	8.60	8.00	48,744.00
25020	BAY LEASING & INVESTMENT LTD.	A	-6.00	10.00	9.40	56,389.50
13025	SALVO CHEMICAL INDUSTRY LTD	B	-5.75	46.90	44.20	109,809.70
21044	ASIAN TIGER SANDHANI LIFE GROWTH FI	A	-5.71	7.00	6.60	33,798.00
16020	S. ALAM COLD ROLLED STEELS LTD	B	-5.66	21.20	20.00	20,800.00
12056	TOSRIFA INDUSTRIES LTD.	B	-5.53	25.30	23.90	26,360.00
12017	ALLTEX INDUSTRIES LIMITED	Z	-5.35	16.80	15.90	79.50
15005	ARAMIT CEMENT LIMITED	Z	-5.05	19.80	18.80	663.00

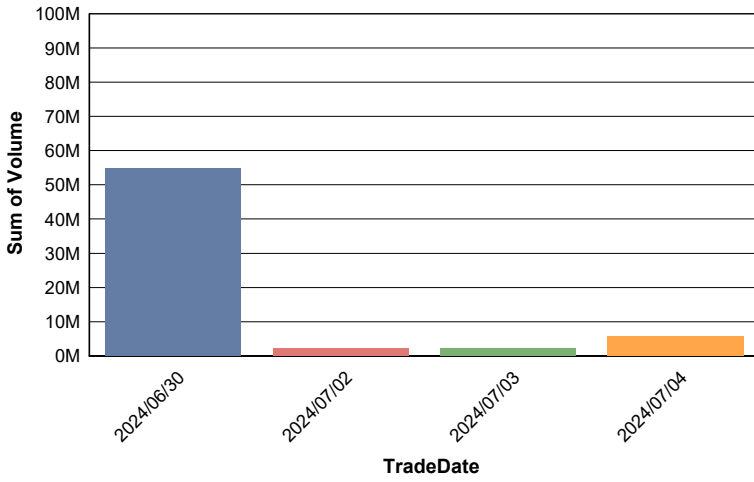
**TOP TEN COMPANIES BY TURNOVER**

Scrip ID	Scrip Name	Turnover (BDT)	Volume
13002	SQUARE PHARMACEUTICALS PLC.	2,357,047,005.60	10,477,099
20013	LINDE BANGLADESH LIMITED	910,181,889.60	650,289
13020	BERGER PAINTS BANGLADESH LTD	814,001,800.00	440,001
20008	MEGHNA PETROLEUM LIMITED	597,368,923.20	3,001,861
22007	PUBALI BANK LIMITED	450,642,004.80	16,690,465
22024	UTTARA BANK PLC.	345,822,708.90	15,728,714
13023	BEACON PHARMACEUTICALS PLC.	185,814,517.30	1,200,356
13013	THE IBN SINA PHARMACEUTICALS PLC	178,150,197.60	658,952
10010	RUPALI LIFE INSURANCE CO. LTD.	110,500,599.10	500,003
17009	BATA SHOE COMPANY (BD) LIMITED	109,087,647.60	106,823

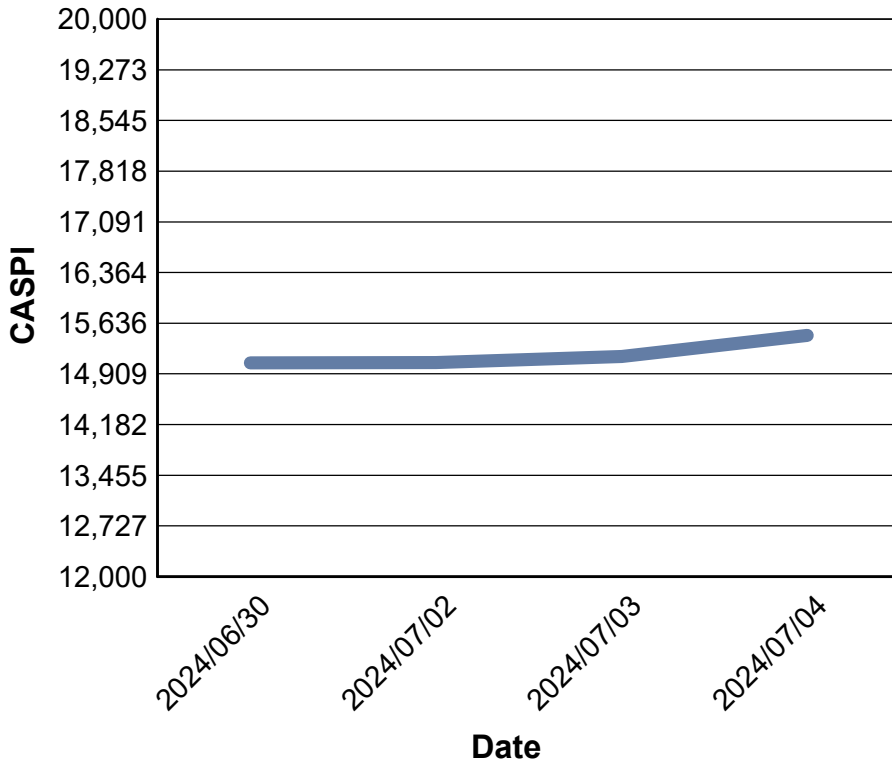
**Data for Turnover Value**



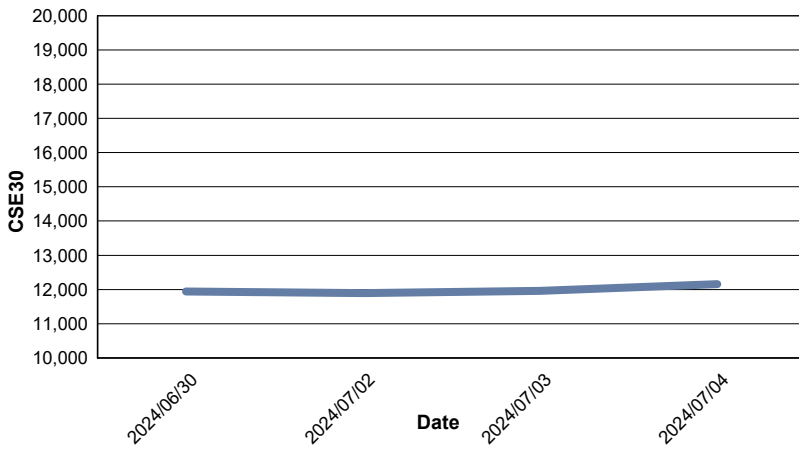
### Data for Turnover Volume



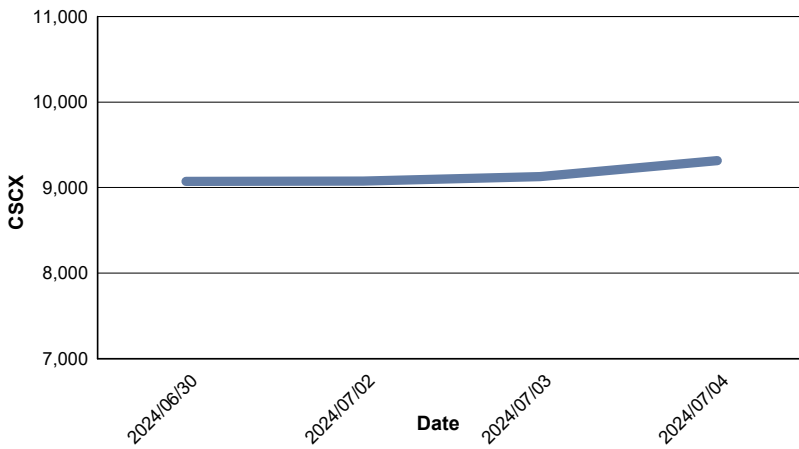
### CASPI Index



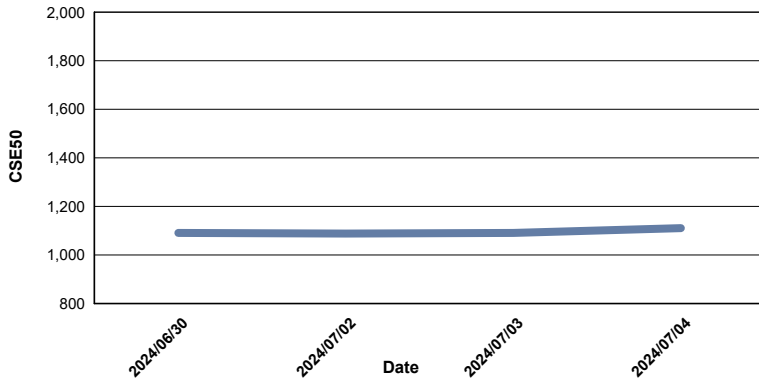
### Index CSE30



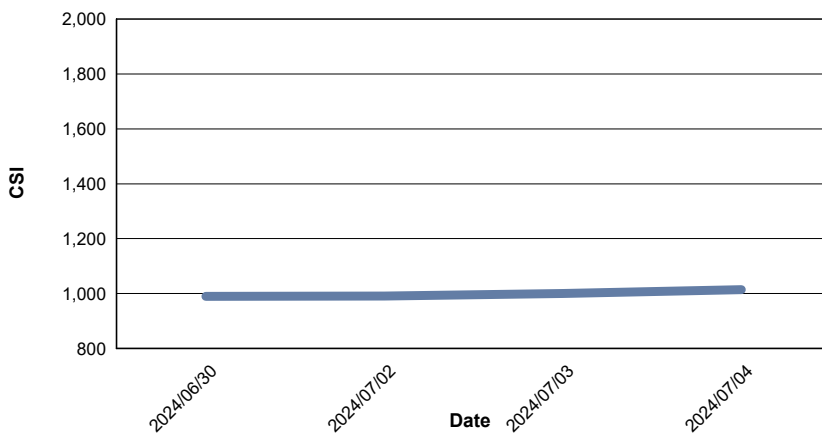
### Index CSCX



### Index CSE50



### Index CSI



### Index CSESMEX

