

Chittagong Stock Exchange

08-Sep-22

Weekly Market Summary

Week: 2022-Sep-04 to 2022-Sep-08 (5 days)

Total Turnover (BDT) :	1,600,774,754.30
Volume of Share (Nos):	40,729,680.00
Total Contact(Nos)	51,269
Total Scrip Traded	342

CATEGORY WISE TURNOVER		
Group	Turnover Value(BDT)	% of Total
A	1,183,367,845.50	73.91
B	309,407,591.60	19.32
N	101,527,648.10	6.34
Z	6,471,669.10	0.40

MAJOR INDICES IN THE WEEK						
Date	CASPI	CSE30	CSCX	CSE50	CSI	CSESMEX
09/01/2022	19156.2017	13847.0117	11480.9761	1,384.68	1,219.48	2,894.60
09/08/2022	19276.3299	13710.2147	11554.8833	1,414.12	1,251.00	2,774.59
change in %	0.6271	-0.9879	0.6437	2.13	2.59	-4.15

SCRIP PERFORMANCE IN THE WEEK	
Advanced	68
Declined	236
No Change	38
Total Traded Issues	342

TOP TEN GAINER COMPANIES BY CLOSING PRICE							
Scrip ID	Scrip Name	Category	Week		Closing	Turnover (BDT)	
			Difference	Opening			
13011	KOHINOOR CHEMICAL CO (BD) LTD	A	33.80	464.40	621.40	4,236,189.30	
13023	BEACON Pharmaceuticals Ltd.	A	28.27	257.10	329.80	4,792,399.40	
13008	ORION INFUSION LIMITED	A	22.70	313.20	384.30	5,062,924.60	
13027	ORION PHARMA LIMITED	A	19.67	105.20	125.90	186,777,816.10	
10012	SUNLIFE INSURANCE COMPANY LTD.	B	16.66	60.00	70.00	3,747,557.10	
14005	AGRICULTURAL MARKETING CO LTD	A	14.75	330.10	378.80	728.80	
18011	SEA PEARL BEACH RESORT & SPA LII	B	14.26	58.90	67.30	25,404,379.60	
24013	eGENERATION LIMITED	A	14.10	48.20	55.00	64,397.00	
14022	FINE FOODS LIMITED	B	13.11	52.60	59.50	3,387,593.90	
13013	THE IBN SINA PHARMACEUTICALS	A	13.08	301.00	340.40	7,011,761.90	

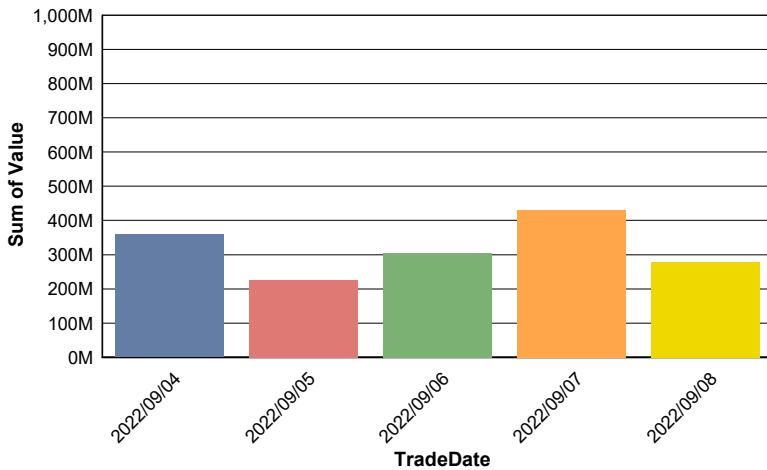
TOP TEN LOSER COMPANIES BY CLOSING PRICE

Scrip ID	Scrip Name	Category	Week Difference	Opening	Closing	Turnover (BDT)
25016	PHOENIX FINANCE & INVESTMENTS	A	-20.87	20.60	16.30	2,000,421.00
32601	ORYZA AGRO INDUSTRIES LIMITED	N	-18.59	28.50	23.20	24,470.00
32602	MASTER FEED AGROTECH LIMITED	N	-18.45	29.80	24.30	39,050.00
18002	EASTERN HOUSING LIMITED	A	-17.57	100.70	83.00	20,851,045.90
12601	APEX WEAVING & FINISHING MILLS	N	-16.02	31.20	26.20	53,450.00
25013	UNION CAPITAL LIMITED	B	-15.65	11.50	9.70	1,841,700.20
16029	RATANPUR STEEL RE-ROLLING MILLS	A	-14.22	24.60	21.10	3,947,456.10
21047	VANGUARD AML RUPALI BANK BALAN	A	-13.09	8.40	7.30	105,318.50
25007	PRIME FINANCE & INVESTMENT LTD	B	-12.24	14.70	12.90	2,398,810.70
25015	INT'L LEASING & FINANCIAL SERV	B	-11.94	6.70	5.90	1,038,316.70

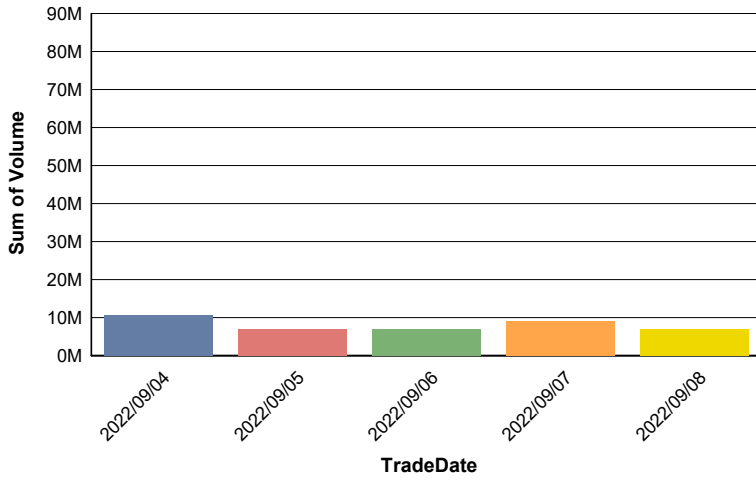
TOP TEN COMPANIES BY TURNOVER

Scrip ID	Scrip Name	Turnover (BDT)	Volume
13027	ORION PHARMA LIMITED	186,777,816.10	1,638,127
32003	BEXIMCO LIMITED	118,484,126.60	949,048
32025	JMI HOSPITAL REQUISITE MFG. LTD.	77,973,919.90	799,562
15009	LAFARGE HOLCIM BANGLADESH LIMITED	44,024,373.20	546,318
24011	GENEX INFOSYS LIMITED	40,778,899.20	537,908
32004	BD SHIPPING CORPORATION	31,466,100.10	230,945
16037	NAHEE ALUMINUM COMPOSITE PANEL LTD.	31,104,652.50	405,571
25010	LANKABANGLA FINANCE LIMITED	29,051,367.00	1,047,502
20017	SHAHJIBAZAR POWER CO. LTD.	28,799,395.30	327,038
13034	INDO-BANGLA PHARMACEUTICALS LTD.	28,615,149.00	1,241,437

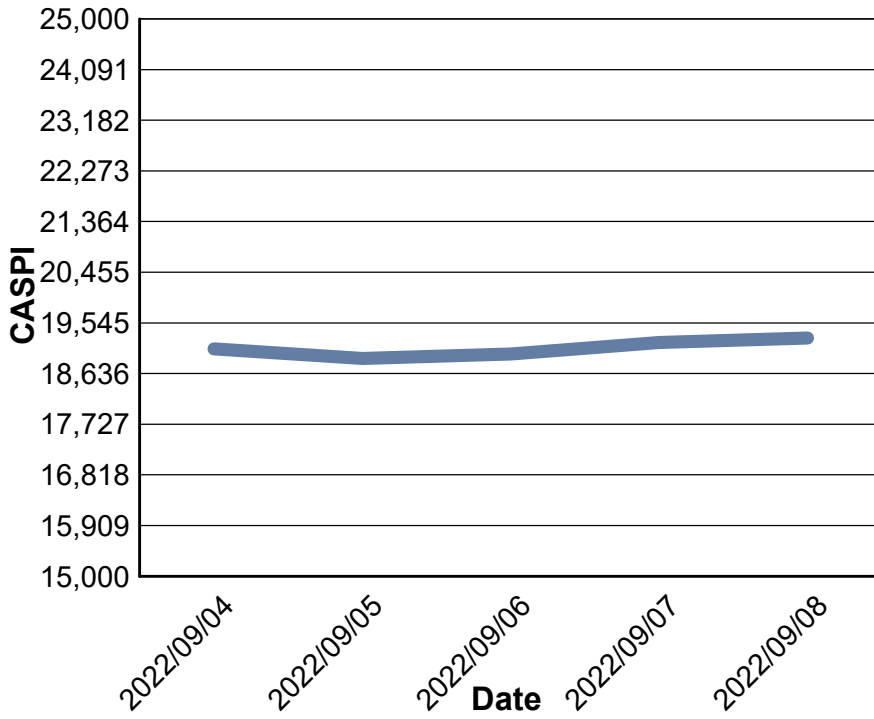
Data for Turnover Value



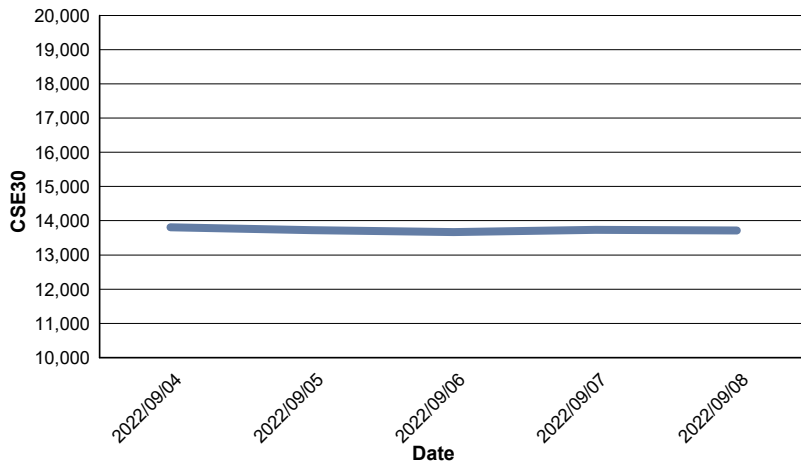
Data for Turnover Volume



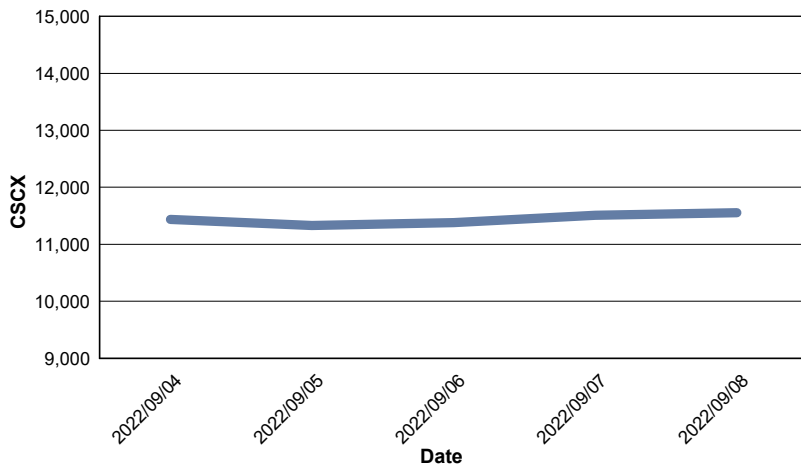
CASPI Index



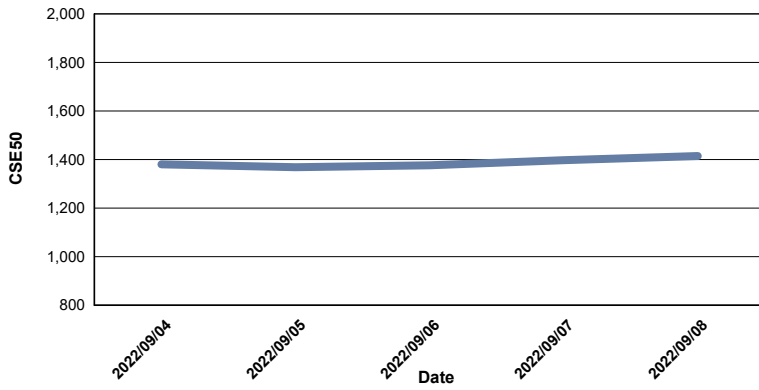
Index CSE30



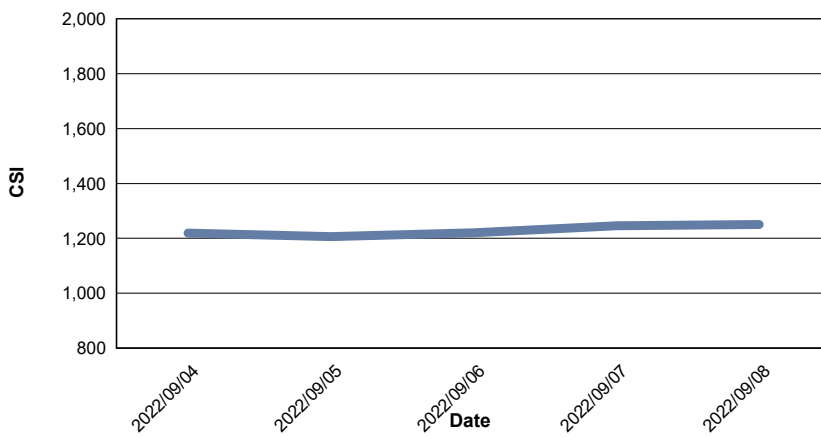
Index CSCX



Index CSE50



Index CSI



Index CSESMEX

