

# Chittagong Stock Exchange

14-Jul-22

## Weekly Market Summary

Week: 2022-07-12 to 2022-07-14 (3 days)

<b>Total Turnover (BDT) :</b>	615,203,118.90
<b>Volume of Share (Nos):</b>	20,454,277.00
<b>Total Contact(Nos)</b>	23,222
<b>Total Scrip Traded</b>	329

CATEGORY WISE TURNOVER		
Group	Turnover Value(BDT)	% of Total
A	249,392,983.90	40.53
B	309,701,389.80	50.34
N	51,858,363.40	8.43
Z	4,250,381.80	0.69

MAJOR INDICES IN THE WEEK						
Date	CASPI	CSE30	CSCX	CSE50	CSI	CSESMEX
07/07/2022	18751.8392	13618.1081	11238.2414	1,377.70	1,184.76	2,816.48
07/14/2022	18595.4030	13608.3797	11143.2516	1,363.29	1,173.89	2,923.81
change in %	-0.8342	-0.0714	-0.8452	-1.05	-0.92	3.81

SCRIP PERFORMANCE IN THE WEEK	
Advanced	96
Declined	210
No Change	23
Total Traded Issues	329

TOP TEN GAINER COMPANIES BY CLOSING PRICE						
Scrip ID	Scrip Name	Category	Week Difference	Opening	Closing	Turnover (BDT)
32602	MASTER FEED AGROTECH LIMITED	N	30.00	23.00	29.90	1,268,925.30
16603	MOSTAFA METAL INDUSTRIES LTD.	N	23.48	28.10	34.70	745,080.90
10012	SUNLIFE INSURANCE COMPANY LTD.	B	15.66	46.60	53.90	556,297.40
16021	GOLDEN SON LIMITED	B	15.60	17.30	20.00	9,213,825.40
24003	INFORMATION SERVICES NETWORK	B	13.97	55.80	63.60	2,484,768.50
16015	EASTERN CABLES LIMITED	B	13.76	180.90	205.80	987,531.10
12012	ALIF INDUSTRIES LIMITED	A	10.40	50.00	55.20	1,623,227.40
16601	NIALCO ALLOYS LIMITED	N	10.00	52.00	57.20	575,720.00
32604	KRISHIBID SEED LIMITED	N	9.93	32.20	35.40	1,699,200.00
13601	MAMUN AGRO PRODUCTS LIMITED	N	9.82	28.50	31.30	31,300.00

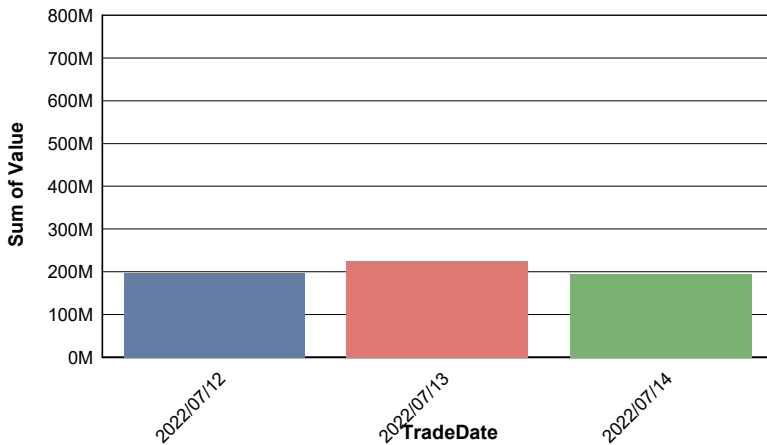
**TOP TEN LOSER COMPANIES BY CLOSING PRICE**

Scrip ID	Scrip Name	Category	Week Difference	Opening	Closing	Turnover (BDT)
11005	JANATA INSURANCE COMPANY LTD	A	-9.55	35.60	32.20	178,289.80
10008	PRAGATI LIFE INSURANCE LTD.	A	-8.67	80.70	73.70	776,150.30
22034	NRB COMMERCIAL BANK LIMITED	A	-6.73	20.80	19.40	1,406,627.50
32022	Yeakin Polymer Limited	B	-5.63	21.30	20.10	856,710.00
18002	EASTERN HOUSING LIMITED	A	-5.62	60.40	57.00	98,902.80
11046	MEGHNA INSURANCE COMPANY LTD.	N	-5.61	53.40	50.40	3,294,516.20
26003	ROBI AXIATA LIMITED	B	-5.61	35.60	33.60	3,433,062.80
12068	KATTALI TEXTILE LIMITED	A	-5.53	27.10	25.60	3,479,966.60
20010	KHULNA POWER COMPANY LIMITED	A	-5.43	31.30	29.60	2,404,475.30
11013	PHOENIX INSURANCE COMPANY LTD	A	-5.31	43.30	41.00	125.20

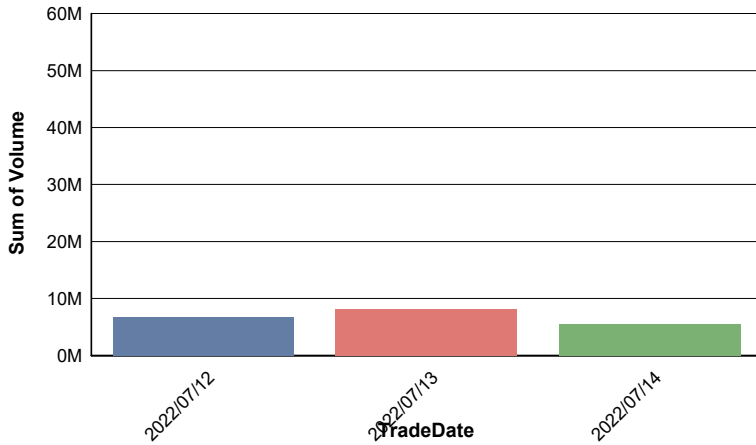
**TOP TEN COMPANIES BY TURNOVER**

Scrip ID	Scrip Name	Turnover (BDT)	Volume
10011	PADMA ISLAMI LIFE INSURANCE LT	173,679,051.90	3,157,401
32003	BEXIMCO LIMITED	25,442,955.30	197,546
13603	BD PAINTS LIMITED	14,672,901.10	267,013
23005	SHINEPUKUR CERAMICS LIMITED	14,221,576.50	291,678
25007	PRIME FINANCE & INVESTMENT LTD	13,828,113.50	1,218,851
32025	JMI HOSPITAL REQUISITE MFG. LTD.	12,443,720.70	155,973
17001	APEX TANNERY LIMITED	11,494,454.10	80,396
20009	TITAS GAS TRANS.& DIST. CO LTD	11,353,961.00	249,377
11011	PRAGATI INSURANCE LIMITED	10,058,626.20	165,512
25021	GSP FINANCE CO.(BANGLADESH) LT	9,323,232.10	290,073

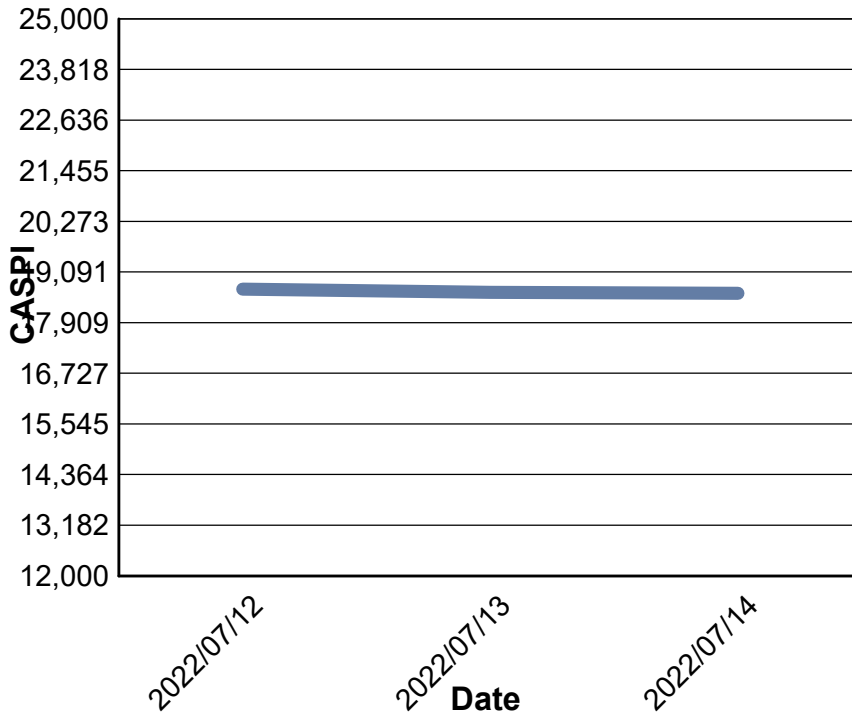
**Data for Turnover Value**



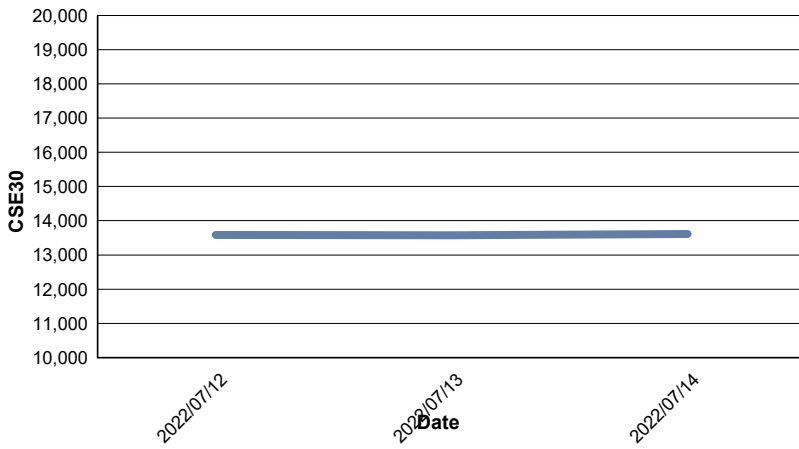
### Data for Turnover Volume



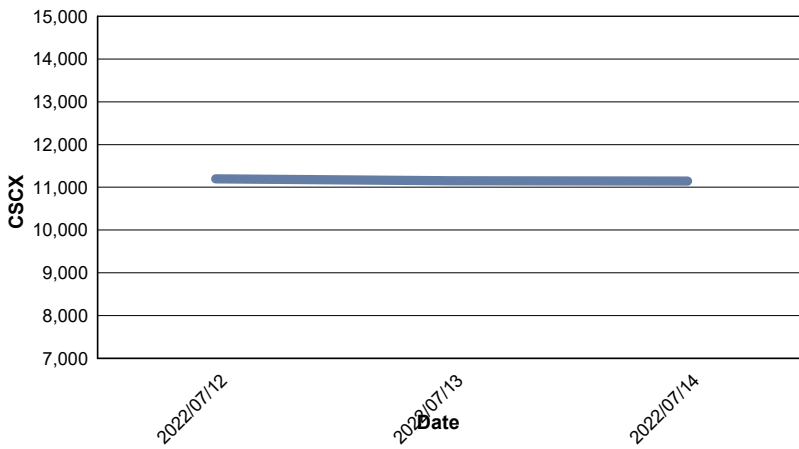
### CASPI Index



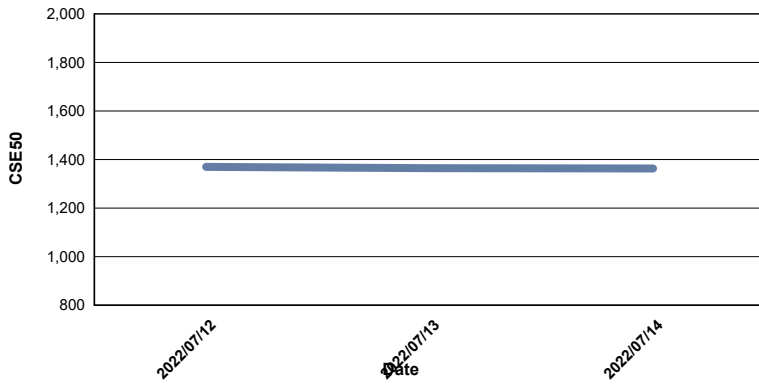
### Index CSE30



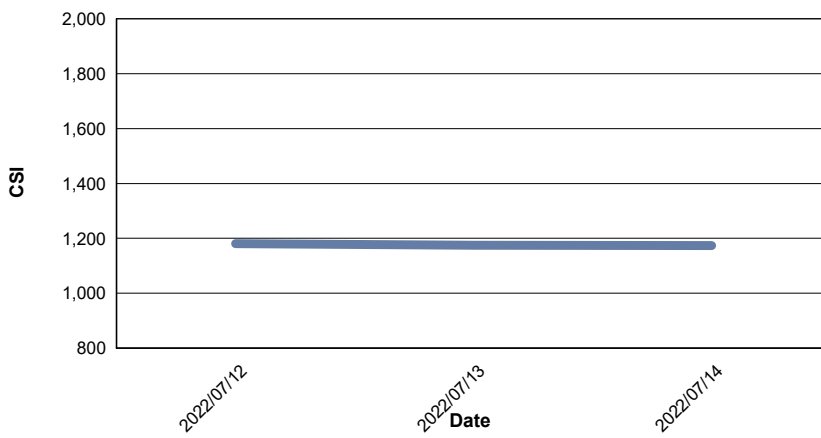
### Index CSCX



### Index CSE50



### Index CSI



### Index CSESMEX

