

Chittagong Stock Exchange

11-Oct-18

Weekly Market Summary

Week: 2018-10-07 to 2018-10-11 (5 days)

Total Turnover (BDT) :	1,591,631,539.00
Volume of Share (Nos):	58,034,413.00
Total Contact(Nos)	60,071
Total Scrip Traded	287

CATEGORY WISE TURNOVER		
Group	Turnover Value(BDT)	% of Total
A	1,291,791,891.10	81.14
B	63,060,580.70	3.96
N	225,117,106.00	14.14
Z	11,661,961.20	0.73

MAJOR INDICES IN THE WEEK					
Date	CASPI	CSE30	CSCX	CSE50	CSI
10/04/2018	16660.3559	14764.9886	10090.6639	1,212.81	1,110.38
10/11/2018	16777.6324	15009.3781	10164.0908	1,232.52	1,128.34
change in %	0.7039	1.6552	0.7277	1.63	1.62

SCRIP PERFORMANCE IN THE WEEK	
Advanced	103
Declined	156
No Change	28
Total Traded Issues	287

TOP TEN GAINER COMPANIES BY CLOSING PRICE						
Scrip ID	Scrip Name	Category	Week		Closing	Turnover (BDT)
			Difference	Opening		
13033	SILVA PHARMACEUTICALS LIMITED	N	189.00	10.00	28.90	68,048,484.00
13028	CENTRAL PHARMACEUTICALS LTD.	A	28.44	11.60	14.90	22,218,052.70
13012	LIBRA INFUSIONS LIMITED	A	27.25	648.30	825.00	291,071.30
12066	VFS THREAD DYEING LIMITED	N	21.42	36.40	44.20	17,407,943.40
20004	SUMMIT POWER LIMITED	A	21.21	41.00	49.70	161,306,062.00
15003	MEGHNA CEMENT MILLS LIMITED	A	19.80	100.00	119.80	7,494,379.30
12033	MITHUN KNITTING AND DYEING	Z	18.00	15.00	17.70	186,454.00
12030	SAIHAM TEXTILE MILLS LTD	A	16.98	36.50	42.70	15,490,495.90
12017	ALLTEX INDUSTRIES LIMITED	Z	15.66	8.30	9.60	311,888.10
14026	OLYMPIC INDUSTRIES LIMITED	A	15.56	203.60	235.30	14,306,042.60

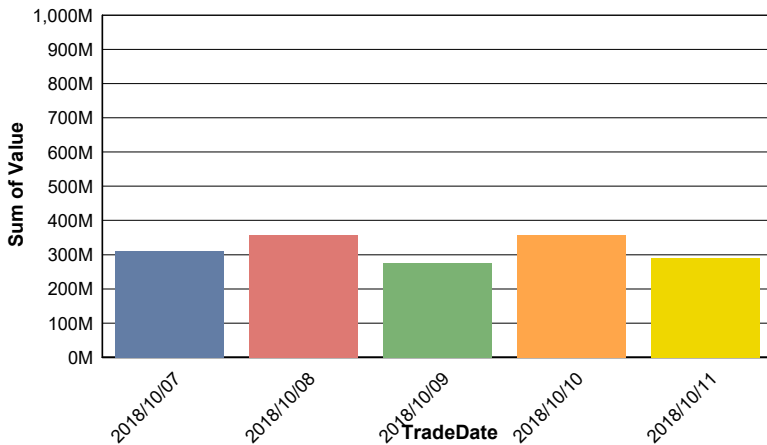
TOP TEN LOSER COMPANIES BY CLOSING PRICE

Scrip ID	Scrip Name	Category	Week Difference	Opening	Closing	Turnover (BDT)
17008	LEGACY FOOTWEAR LIMITED	A	-28.20	270.50	194.20	5,898,852.10
11033	REPUBLIC INSURANCE COMPANY LTD	A	-22.07	37.60	29.30	658,395.20
24005	INTECH ONLINE LIMITED	A	-21.07	59.30	46.80	32,992,529.60
16017	BD WELDING ELECTRODES LIMITED	Z	-14.77	17.60	15.00	58,591.40
11032	NORTHERN GENERAL INSURANCE CO	A	-13.19	19.70	17.10	148,810.60
14018	BANGAS LIMITED	Z	-12.59	308.90	270.00	62,000.00
25019	NATIONAL HOUSING FIN.& INV.LTD	A	-12.08	54.60	48.00	7,498,452.40
24003	INFORMATION SERVICES NETWORK I	Z	-10.50	29.50	26.40	691,590.50
25022	FAREAST FINANCE & INVESTMENT L	Z	-10.34	5.80	5.20	176,373.20
16001	AZIZ PIPES LIMITED	B	-9.83	183.00	165.00	324,300.40

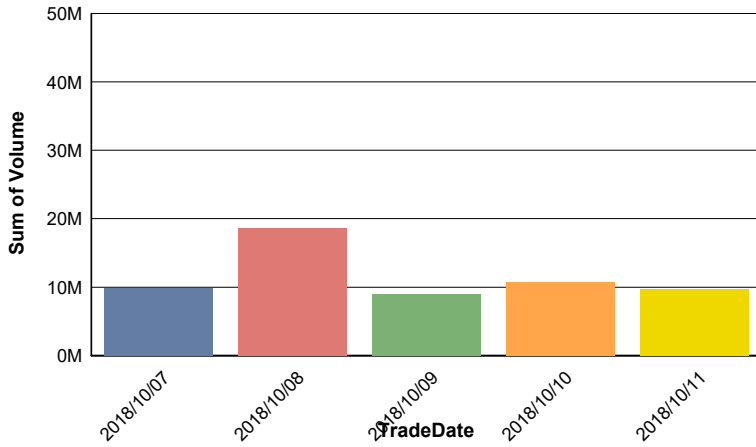
TOP TEN COMPANIES BY TURNOVER

Scrip ID	Scrip Name	Turnover (BDT)	Volume
20004	SUMMIT POWER LIMITED	161,306,062.00	3,398,953
22033	FIRST SECURITY ISLAMI BANK LTD	79,676,000.00	8,204,588
13033	SILVA PHARMACEUTICALS LIMITED	68,048,484.00	2,325,325
20010	KHULNA POWER COMPANY LIMITED	65,661,847.00	481,109
32003	BEXIMCO LIMITED	60,138,350.40	2,398,830
25014	BD FINANCE & INVESTMENT CO LTD	45,579,033.20	2,589,343
16032	BANGLADESH STEEL RE-ROLLING MILLS LTD	40,051,225.50	407,367
19011	BASHUNDHARA PAPER MILLS LTD.	38,747,526.40	330,436
16019	SINGER BANGLADESH LIMITED	34,064,425.30	141,864
24005	INTECH ONLINE LIMITED	32,992,529.60	618,424

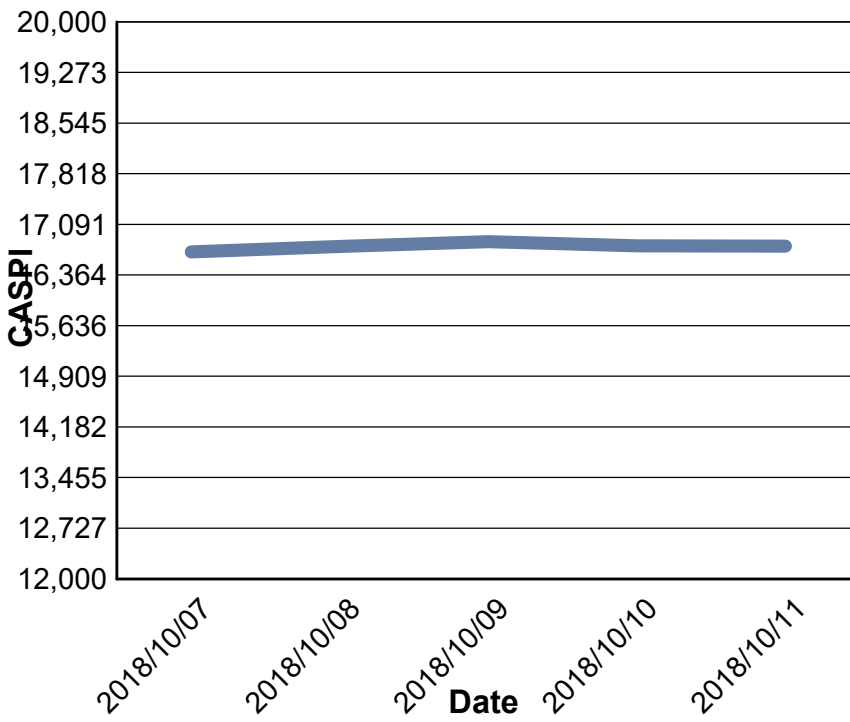
Data for Turnover Value



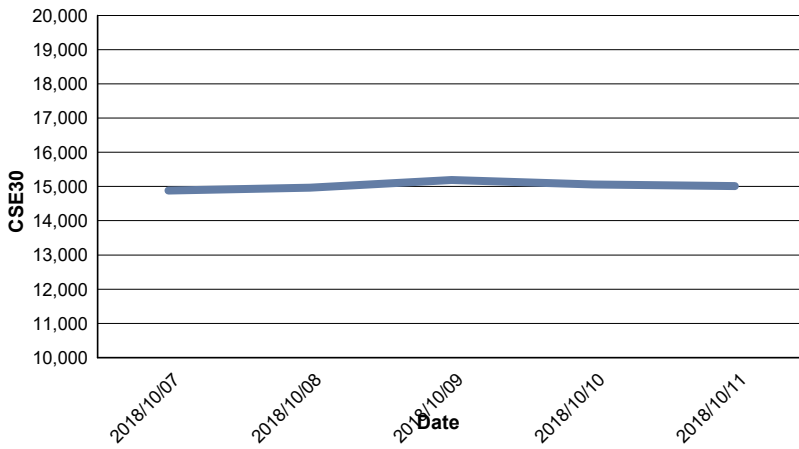
Data for Turnover Volume



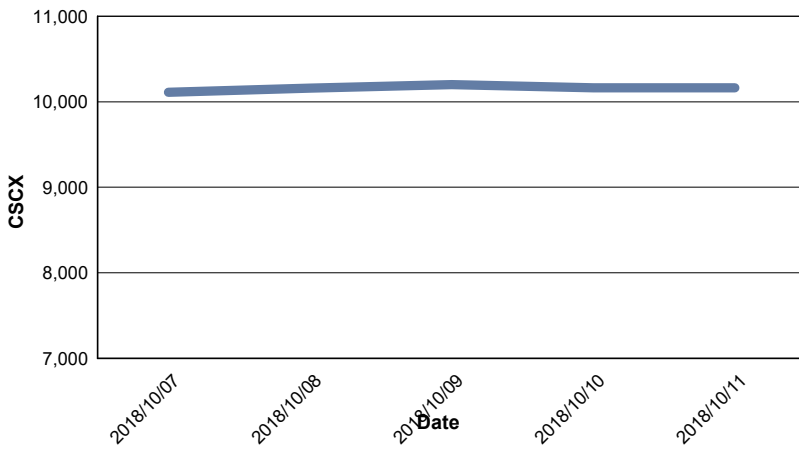
CASPI Index



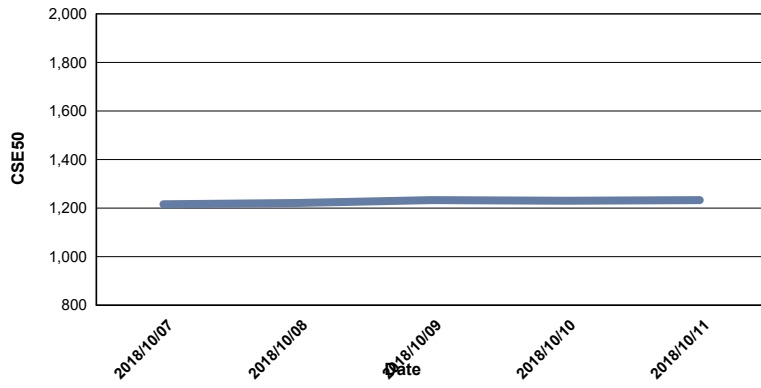
Index CSE30



Index CSCX



Index CSE50



Index CSI

