

Chittagong Stock Exchange

24-Jan-19

Weekly Market Summary

Week: 2019-01-20 to 2019-01-24 (5 days)

Total Turnover (BDT) :	2,069,639,741.20
Volume of Share (Nos):	86,274,784.00
Total Contact(Nos)	79,059
Total Scrip Traded	304

CATEGORY WISE TURNOVER		
Group	Turnover Value(BDT)	% of Total
A	1,721,012,870.80	83.13
B	154,986,928.30	7.48
N	163,765,522.00	7.91
Z	29,874,420.10	1.44

MAJOR INDICES IN THE WEEK					
Date	CASPI	CSE30	CSCX	CSE50	CSI
01/17/2019	17858.3858	15546.7749	10790.7478	1,296.02	1,156.71
01/24/2019	18265.8257	15774.7913	11036.6313	1,338.07	1,170.58
change in %	2.2815	1.4666	2.2787	3.24	1.20

SCRIP PERFORMANCE IN THE WEEK	
Advanced	176
Declined	119
No Change	9
Total Traded Issues	304

TOP TEN GAINER COMPANIES BY CLOSING PRICE						
Scrip ID	Scrip Name	Category	Week		Closing	Turnover (BDT)
			Difference	Opening		
11024	SONAR BANGLA INSURANCE LTD.	A	44.44	27.00	39.00	8,610,286.30
11004	RELIANCE INSURANCE LTD	A	27.20	43.00	54.70	1,418,358.00
12022	SONARGAON TEXTILES LIMITED	Z	25.53	32.90	41.30	1,082,082.90
12050	FAR EAST KNITTING & DYEING INDUS	A	21.93	15.50	18.90	21,827,396.10
22010	INTL FINANCE INV & COMM BANK	A	19.40	13.40	16.00	71,952,917.80
14027	EMERALD OIL INDUSTRIES LIMITED	Z	18.46	22.20	26.30	5,878,270.60
14021	BEACH HATCHERY LTD.	Z	18.43	14.10	16.70	883,028.30
22031	THE PREMIER BANK LIMITED	A	17.93	14.50	17.10	160,837,016.00
15005	ARAMIT CEMENT LIMITED	Z	15.62	22.40	25.90	427,948.90
12039	MALEK SPINNING MILLS LTD.	A	14.68	17.70	20.30	3,003,903.50

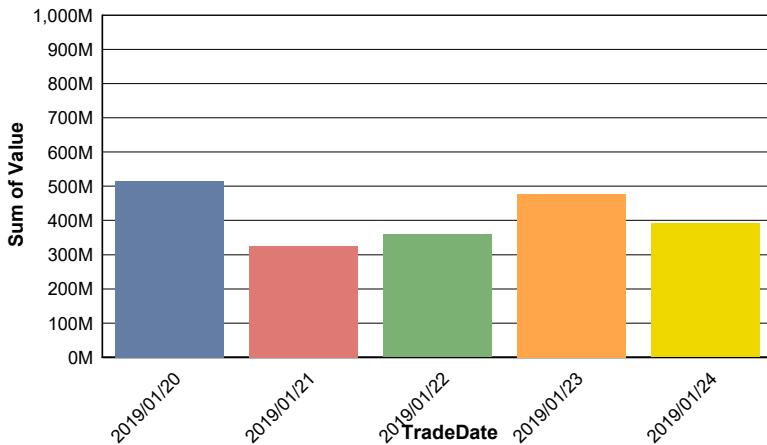
TOP TEN LOSER COMPANIES BY CLOSING PRICE

Scrip ID	Scrip Name	Category	Week Difference	Opening	Closing	Turnover (BDT)
32007	IMAM BUTTON INDUSTRIES LTD	Z	-14.51	31.00	26.50	285,108.00
32017	JMI SYRINGES & MEDICAL DEV.LTD	A	-13.79	464.50	400.40	12,959,052.80
14001	APEX FOODS LIMITED	A	-11.56	223.90	198.00	552,203.00
12030	SAIHAM TEXTILE MILLS LTD	A	-9.86	59.80	53.90	542,426.30
16002	QUASEM INDUSTRIES LIMITED	A	-9.60	53.10	48.00	1,212,775.80
21019	ICB AMCL SECOND MUTUAL FUND	A	-9.09	7.70	7.00	41,240.10
16038	S. S. STEEL LIMITED	N	-8.77	49.00	44.70	119,398,223.10
24005	INTECH ONLINE LIMITED	A	-8.65	56.60	51.70	12,099,883.50
10012	SUNLIFE INSURANCE COMPANY LTD.	B	-8.58	36.10	33.00	1,952,006.50
11030	TAKAFUL ISLAMI INSURANCE LTD.	A	-8.45	33.10	30.30	12,885.30

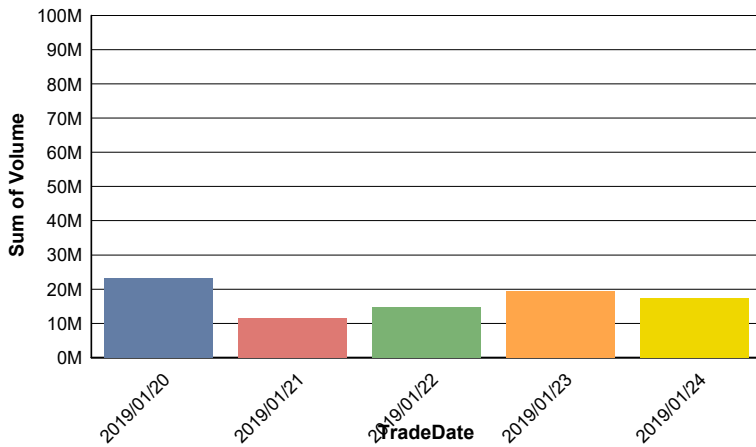
TOP TEN COMPANIES BY TURNOVER

Scrip ID	Scrip Name	Turnover (BDT)	Volume
22031	THE PREMIER BANK LIMITED	160,837,016.00	11,053,035
16038	S. S. STEEL LIMITED	119,398,223.10	2,576,225
32003	BEXIMCO LIMITED	75,047,409.90	2,903,618
22010	INTL FINANCE INV & COMM BANK	71,952,917.80	4,789,407
22003	NATIONAL BANK LIMITED	61,466,120.00	5,397,494
22033	FIRST SECURITY ISLAMI BANK LTD	61,309,728.20	4,776,869
25010	LANKABANGLA FINANCE LIMITED	51,226,108.10	1,773,432
13002	SQUARE PHARMACEUTICALS LIMITED	44,214,735.60	165,897
18002	EASTERN HOUSING LIMITED	39,295,113.30	725,514
12059	DRAGON SWEATER & SPINNING LTD.	37,547,936.10	1,578,453

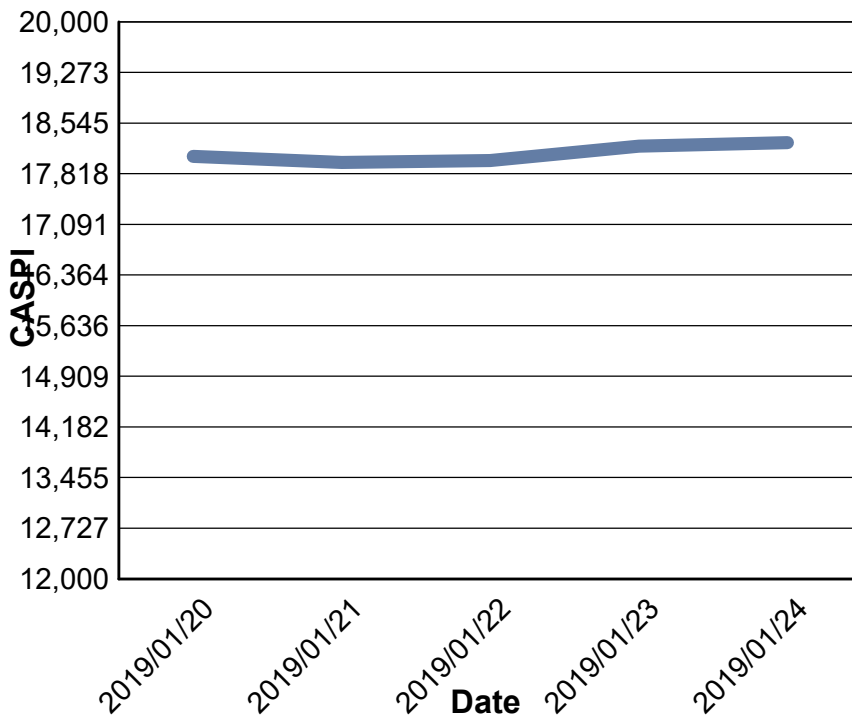
Data for Turnover Value



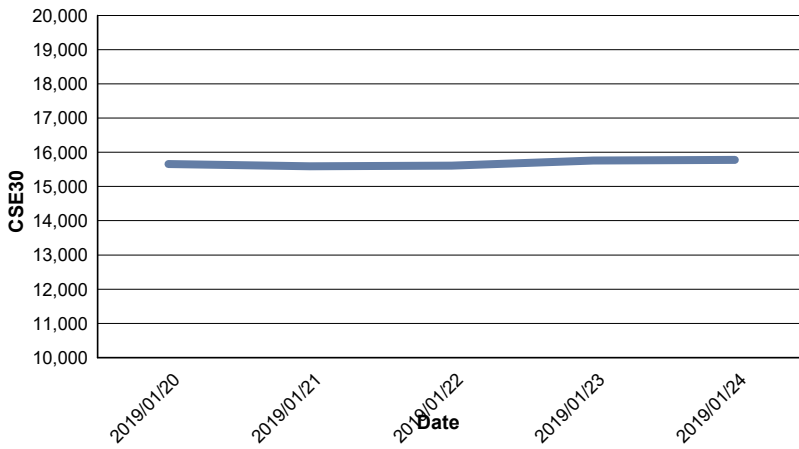
Data for Turnover Volume



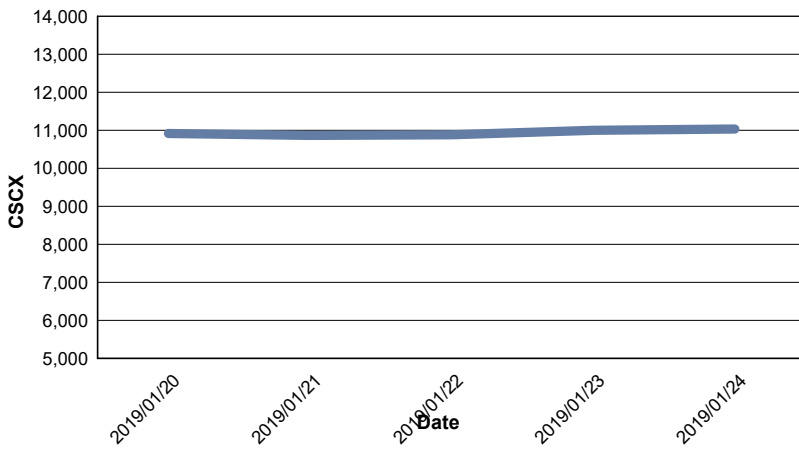
CASPI Index



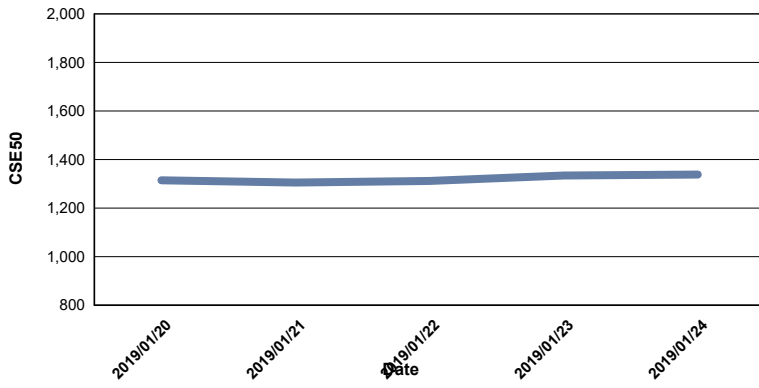
Index CSE30



Index CSCX



Index CSE50



Index CSI

