

Chittagong Stock Exchange

07-Feb-19

Weekly Market Summary

Week: 2019-02-03 to 2019-02-07 (5 days)

Total Turnover (BDT) :	1,537,207,959.50
Volume of Share (Nos):	51,628,253.00
Total Contact(Nos)	62,016
Total Scrip Traded	304

CATEGORY WISE TURNOVER		
Group	Turnover Value(BDT)	% of Total
A	1,072,686,971.80	69.76
B	235,529,799.00	15.32
N	209,734,721.40	13.64
Z	19,256,467.30	1.25

MAJOR INDICES IN THE WEEK					
Date	CASPI	CSE30	CSCX	CSE50	CSI
01/31/2019	17890.9212	15405.7899	10817.4467	1,302.79	1,162.04
02/07/2019	17781.2464	15466.0122	10758.1543	1,295.43	1,167.24
change in %	-0.6130	0.3909	-0.5481	-0.57	0.45

SCRIP PERFORMANCE IN THE WEEK	
Advanced	89
Declined	202
No Change	13
Total Traded Issues	304

TOP TEN GAINER COMPANIES BY CLOSING PRICE						
Scrip ID	Scrip Name	Category	Week		Closing	Turnover (BDT)
			Difference	Opening		
24011	GENEX INFOSYS LIMITED	N	441.00	10.00	54.10	166,662,457.80
13020	BERGER PAINTS BANGLADESH LTD	A	25.96	1,462.10	1,841.70	13,048,588.00
14021	BEACH HATCHERY LTD.	Z	20.25	15.80	19.00	1,835,825.00
13012	LIBRA INFUSIONS LIMITED	A	19.15	883.40	1,052.60	564,367.80
14027	EMERALD OIL INDUSTRIES LIMITED	Z	14.86	22.20	25.50	5,056,532.00
16028	SHURWID INDUSTRIES LTD.	A	13.08	34.40	38.90	15,034,320.50
11014	EASTERN INSURANCE COMPANY LTC	A	11.77	39.90	44.60	1,484,601.50
13022	MARICO BANGLADESH LIMITED	A	10.03	1,274.30	1,402.20	574,269.00
11037	PROVATI INSURANCE CO. LTD	A	9.97	39.10	43.00	4,710,595.50
11039	BANGLADESH NATIONAL INSURANCE	A	9.92	25.20	27.70	14,031,773.30

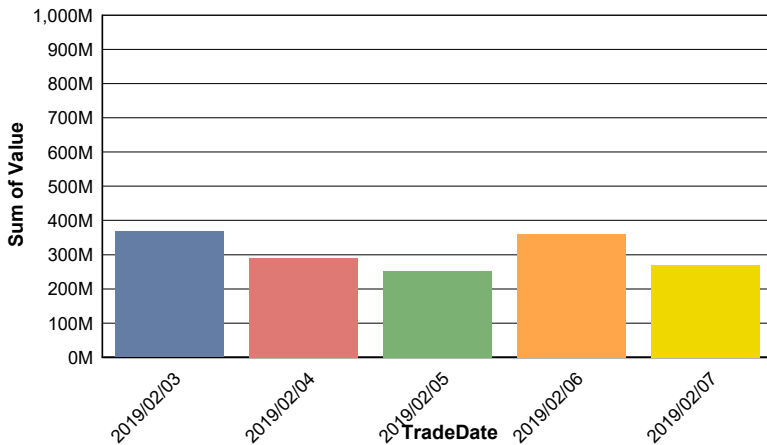
TOP TEN LOSER COMPANIES BY CLOSING PRICE

Scrip ID	Scrip Name	Category	Week Difference	Opening	Closing	Turnover (BDT)
11016	PRIME INSURANCE COMPANY LTD	A	-21.01	25.70	20.30	224,628.20
11027	PARAMOUNT INSURANCE CO. LTD	A	-20.43	27.40	21.80	5,207,847.50
11022	ASIA PACIFIC GEN INS CO LTD	A	-18.92	31.70	25.70	1,134,907.30
11005	JANATA INSURANCE COMPANY LTD	B	-17.39	23.00	19.00	1,657,612.30
11030	TAKAFUL ISLAMI INSURANCE LTD.	A	-15.91	33.30	28.00	120,342.00
11029	CONTINENTAL INSURANCE LIMITED	A	-15.25	29.50	25.00	8,461,576.60
11033	REPUBLIC INSURANCE COMPANY LTI	A	-15.18	31.60	26.80	2,369,564.80
11002	PEOPLES INSURANCE COMPANY LTD	A	-15.05	25.90	22.00	296,332.50
11010	BD GENERAL INSURANCE COMPANY	A	-14.72	25.80	22.00	867,697.90
11032	NORTHERN GENERAL INSURANCE CO	A	-14.33	27.90	23.90	693,203.90

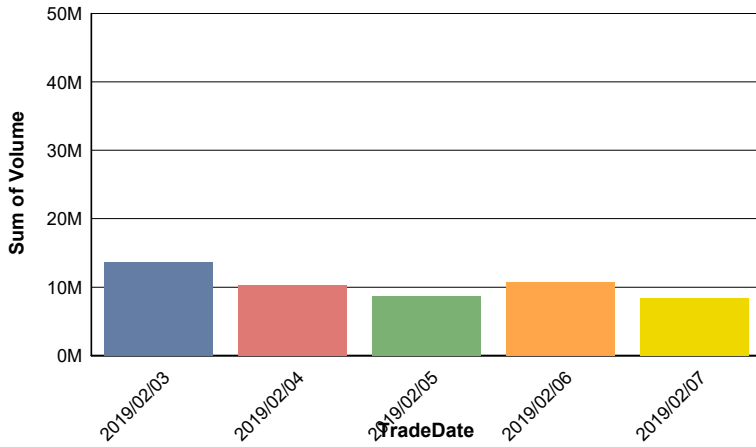
TOP TEN COMPANIES BY TURNOVER

Scrip ID	Scrip Name	Turnover (BDT)	Volume
24011	GENEX INFOSYS LIMITED	166,662,457.80	3,229,807
26002	BANGLADESH SUBMARINE CABLE CO.	102,346,666.80	675,616
32004	BD SHIPPING CORPORATION	61,225,747.00	1,198,838
22031	THE PREMIER BANK LIMITED	50,683,825.20	3,193,326
16032	BANGLADESH STEEL RE-ROLLING MILLS LTD	43,535,934.00	569,125
16038	S. S. STEEL LIMITED	36,292,854.50	906,067
22010	INTL FINANCE INV & COMM BANK	36,155,884.00	2,568,126
22003	NATIONAL BANK LIMITED	33,031,112.60	3,106,994
11028	CITY GENERAL INSURANCE CO. LTD	30,997,535.60	1,401,962
32003	BEXIMCO LIMITED	30,557,486.90	1,237,480

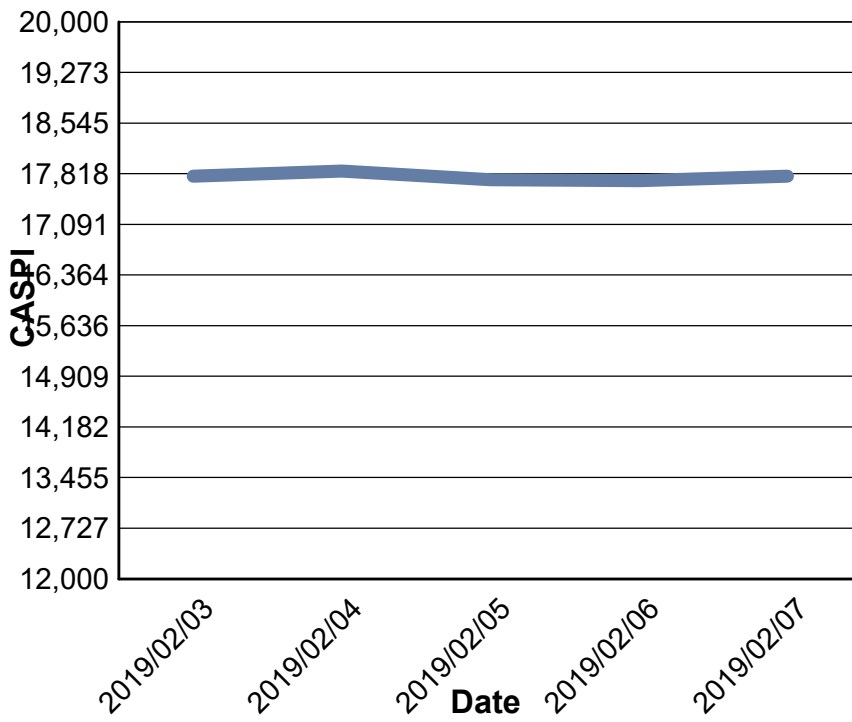
Data for Turnover Value



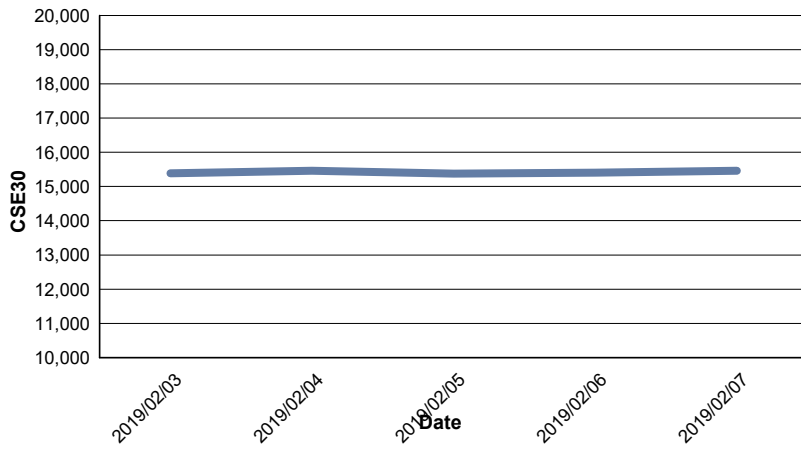
Data for Turnover Volume



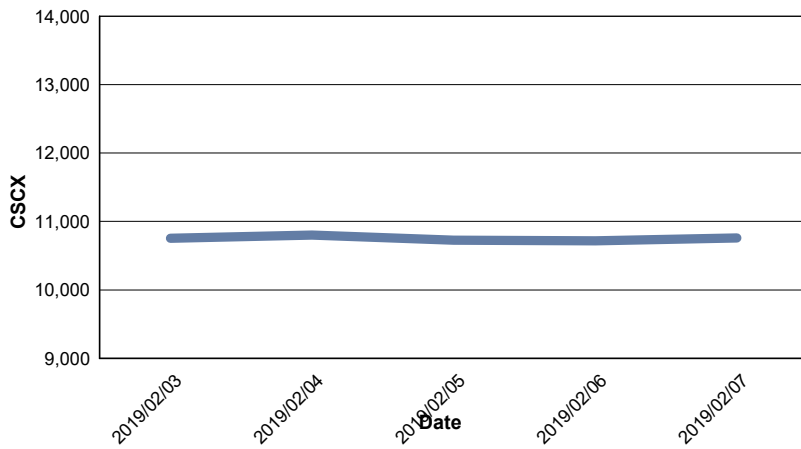
CASPI Index



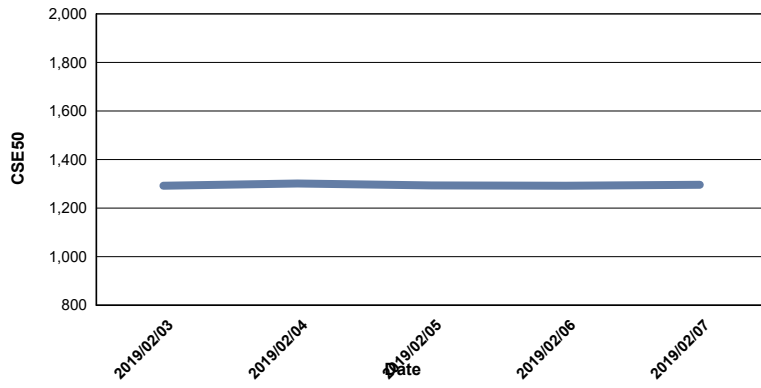
Index CSE30



Index CSCX



Index CSE50



Index CSI

