

Chittagong Stock Exchange

30-Mar-23

Weekly Market Summary

Week: 2023-03-27 to 2023-03-30 (4 days)

Total Turnover (BDT) :	1,126,683,140.50
Volume of Share (Nos):	22,637,298.00
Total Contact(Nos)	12,164
Total Scrip Traded	187

CATEGORY WISE TURNOVER		
Group	Turnover Value(BDT)	% of Total
A	921,905,588.60	81.82
B	176,042,561.00	15.62
N	28,281,556.70	2.51
Z	453,434.20	0.04

MAJOR INDICES IN THE WEEK						
Date	CASPI	CSE30	CSCX	CSE50	CSI	CSESMEX
03/23/2023	18374.4798	13364.1361	11014.4933	1,323.30	1,158.49	1,586.70
03/30/2023	18288.3487	13341.8134	10962.6029	1,313.38	1,148.76	1,598.46
change in %	-0.4688	-0.1670	-0.4711	-0.75	-0.84	0.74

SCRIP PERFORMANCE IN THE WEEK	
Advanced	46
Declined	43
No Change	98
Total Traded Issues	187

TOP TEN GAINER COMPANIES BY CLOSING PRICE						
Scrip ID	Scrip Name	Category	Week Difference	Opening	Closing	Turnover (BDT)
17008	LEGACY FOOTWEAR LIMITED	B	37.54	53.80	74.00	5,236,745.90
24005	INTECH ONLINE LIMITED	B	30.98	21.30	27.90	2,890,427.80
17007	SAMATA LEATHER COMPLEX LTD	B	19.11	58.60	69.80	831,297.90
18008	UNIQUE HOTEL & RESORTS LIMITED	A	13.53	66.50	75.50	14,937,127.10
24003	INFORMATION SERVICES NETWORK	B	12.36	46.10	51.80	580,712.30
32020	NATIONAL FEED MILL LTD.	B	11.59	13.80	15.40	2,426,033.90
17001	APEX TANNERY LIMITED	A	9.90	101.00	111.00	287,005.50
10007	PROGRESSIVE LIFE INS. CO. LTD	A	8.90	75.20	81.90	11,732.60
19008	MIRACLE INDUSTRIES LIMITED	B	7.69	26.00	28.00	1,982,274.10
24012	ADN TELECOM LIMITED	A	7.54	151.10	162.50	13,469,133.40

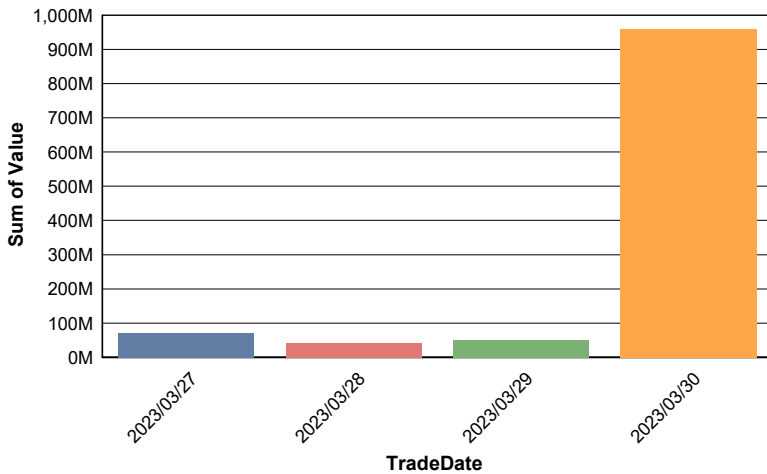
TOP TEN LOSER COMPANIES BY CLOSING PRICE

Scrip ID	Scrip Name	Category	Week Difference	Opening	Closing	Turnover (BDT)
13023	BEACON Pharmaceuticals Ltd.	A	-10.07	285.80	257.00	4,087,882.00
19003	SONALI PAPER & BOARD MILLS LIMIT	A	-9.42	690.00	625.00	190,300.00
11042	DESH GENERAL INSURANCE COMPAI	A	-8.44	30.80	28.20	35,080.80
22022	BANK ASIA LIMITED	A	-7.65	22.20	20.50	512.50
12035	METRO SPINNING LIMITED	B	-6.08	34.50	32.40	1,425,429.10
18011	SEA PEARL BEACH RESORT & SPA LII	A	-5.80	315.00	296.70	6,196,803.00
22021	ONE BANK LIMITED	B	-5.55	10.80	10.20	1,020,699.00
10006	MEGHNA LIFE INSURANCE CO.LTD.	A	-5.37	78.10	73.90	489,206.20
25013	UNION CAPITAL LIMITED	B	-5.00	8.00	7.60	69,819.50
11039	BANGLADESH NATIONAL INSURANCE	A	-4.70	59.50	56.70	61,503.00

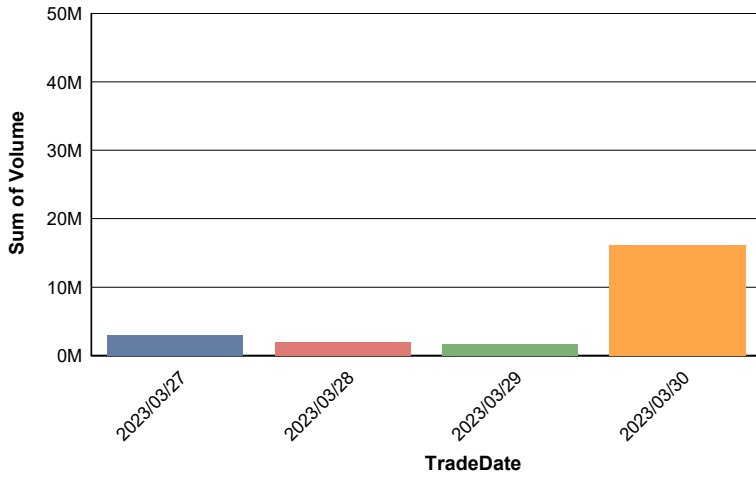
TOP TEN COMPANIES BY TURNOVER

Scrip ID	Scrip Name	Turnover (BDT)	Volume
13002	SQUARE PHARMACEUTICALS LIMITED	344,750,797.00	1,643,235
12043	ENVOY TEXTILES LIMITED	226,174,731.60	5,152,044
12015	MONNO FABRICS LIMITED	118,443,739.80	4,914,678
32003	BEXIMCO LIMITED	70,403,766.10	562,042
16024	GPH ISPAT LIMITED	65,715,184.80	1,466,856
10005	FAREAST ISLAMI LIFE INSURANCE	58,646,250.00	781,950
22038	MIDLAND BANK LIMITED	18,009,990.00	1,777,350
18008	UNIQUE HOTEL & RESORTS LIMITED	14,937,127.10	204,329
19011	BASHUNDHARA PAPER MILLS LTD.	13,993,310.60	181,791
24012	ADN TELECOM LIMITED	13,469,133.40	87,644

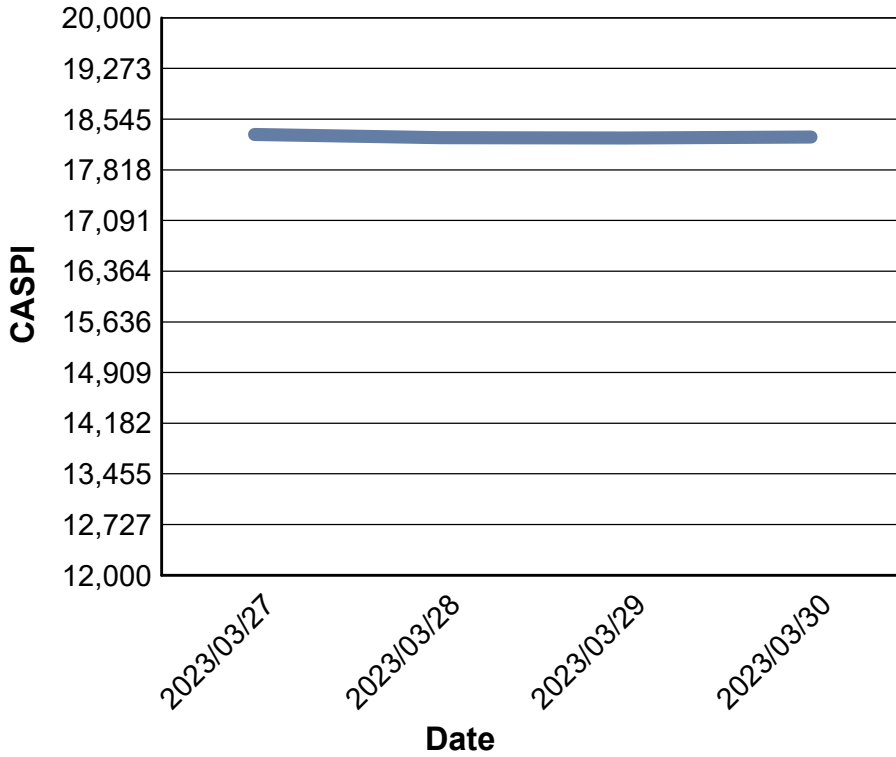
Data for Turnover Value



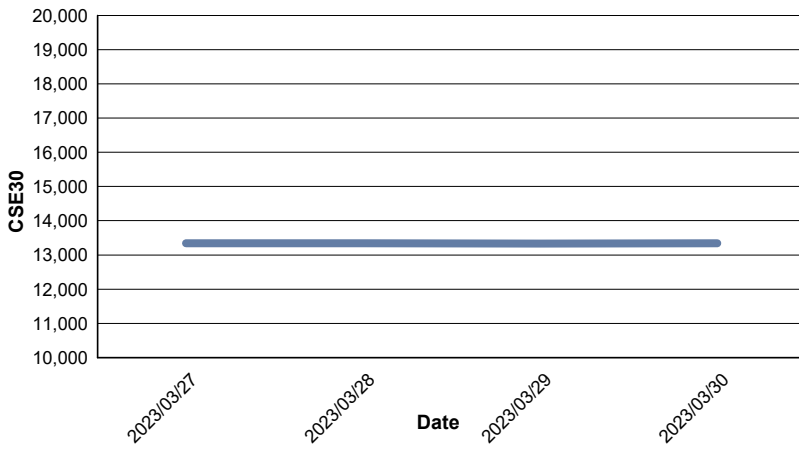
Data for Turnover Volume



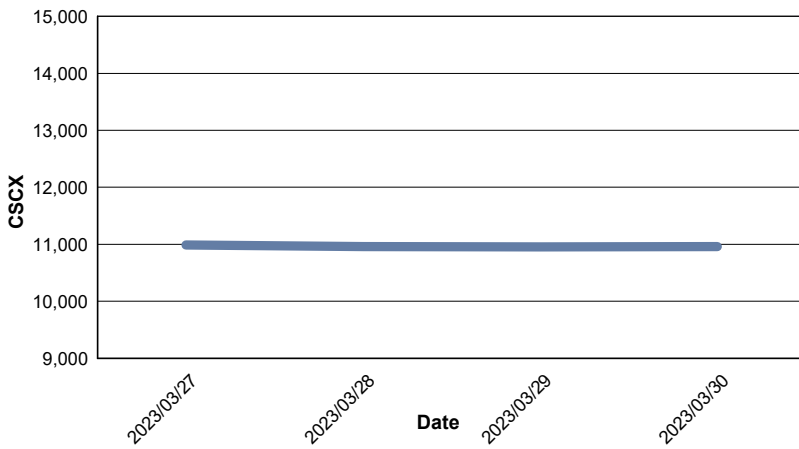
CASPI Index



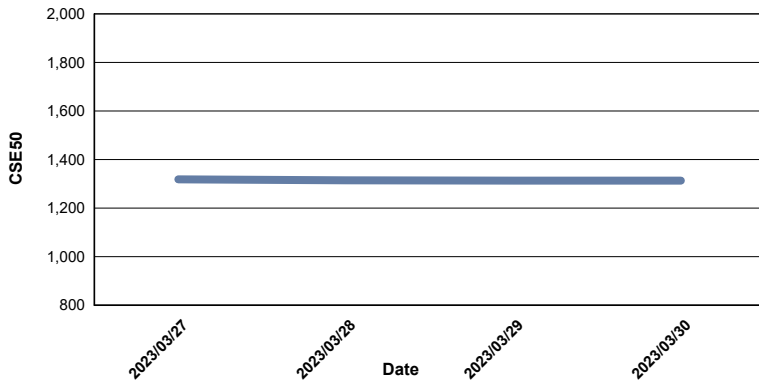
Index CSE30



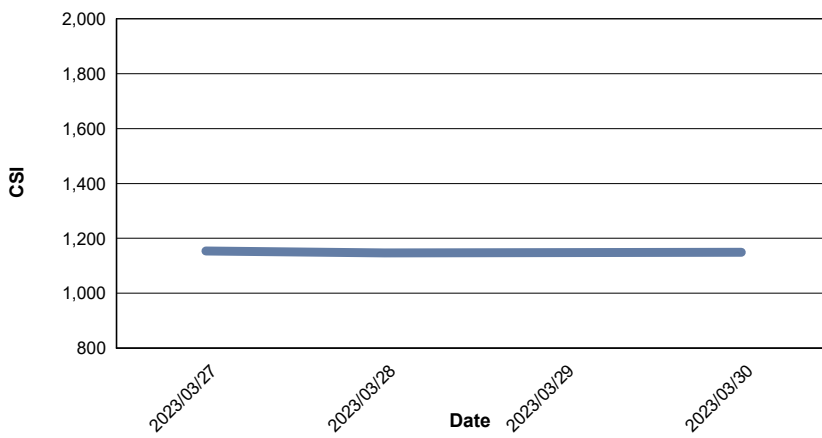
Index CSCX



Index CSE50



Index CSI



Index CSESMEX

