

Chittagong Stock Exchange

10-Aug-23

Weekly Market Summary

Week: 2023-08-06 to 2023-08-10 (5 days)

Total Turnover (BDT) :	331,291,175.50
Volume of Share (Nos):	10,292,778.00
Total Contact(Nos)	11,089
Total Scrip Traded	260

CATEGORY WISE TURNOVER		
Group	Turnover Value(BDT)	% of Total
A	187,850,692.30	56.70
B	124,626,830.40	37.62
N	17,964,813.30	5.42
Z	848,839.50	0.26

MAJOR INDICES IN THE WEEK						
Date	CASPI	CSE30	CSCX	CSE50	CSI	CSESMEX
08/03/2023	18689.6997	13357.4409	11172.3139	1,311.48	1,172.32	2,292.90
08/10/2023	18599.7587	13348.6835	11119.0674	1,309.02	1,169.36	2,238.25
change in %	-0.4812	-0.0656	-0.4766	-0.19	-0.25	-2.38

SCRIP PERFORMANCE IN THE WEEK	
Advanced	28
Declined	122
No Change	110
Total Traded Issues	260

TOP TEN GAINER COMPANIES BY CLOSING PRICE						
Scrip ID	Scrip Name	Category	Week		Closing	Turnover (BDT)
			Difference	Opening		
13007	AMBEE PHARMACEUTICALS LIMITED	A	24.18	501.10	622.30	204,062.90
32605	HIMADRI LIMITED	N	9.99	978.20	1,076.00	8,019,212.80
32002	ARAMIT LIMITED	A	8.73	269.00	292.50	91,542.50
12012	ALIF INDUSTRIS LIMITED	A	6.82	89.40	95.50	4,561,932.40
13030	FAR CHEMICAL INDUSTRIES LTD.	B	6.42	10.90	11.60	10,663,767.10
14010	NATIONAL TEA COMPANY LIMITED	B	6.01	404.00	428.30	72,268.70
14027	EMERALD OIL INDUSTRIES LIMITED	B	5.73	144.80	153.10	26,283,679.70
24007	DAFFODIL COMPUTERS LIMITED	B	4.94	66.70	70.00	70.00
16016	RANGPUR FOUNDRY LTD	A	4.60	163.00	170.50	170,497.50
13021	ACI FORMULATIONS LIMITED	A	4.15	156.30	162.80	73,260.00

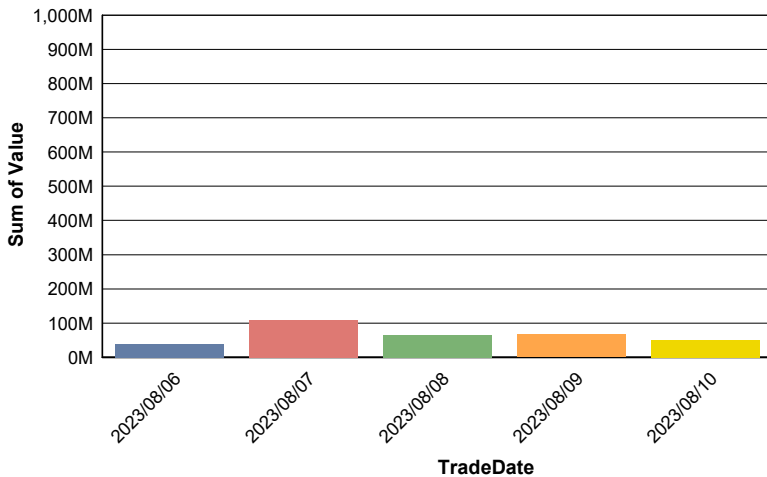
TOP TEN LOSER COMPANIES BY CLOSING PRICE

Scrip ID	Scrip Name	Category	Week Difference	Opening	Closing	Turnover (BDT)
21051	CAPM IBBL ISLAMIC MUTUAL FUND	A	-26.41	15.90	11.70	10,674.80
10009	PRIME ISLAMI LIFE INSURANCE	B	-22.16	78.50	61.10	55,337.00
32018	DESHBANDHU POLYMER LIMITED	B	-19.68	32.00	25.70	4,038,648.80
11022	ASIA PACIFIC GEN INS CO LTD	A	-14.10	61.70	53.00	99,312.30
11029	CONTINENTAL INSURANCE LIMITED	A	-13.01	48.40	42.10	592,658.50
11041	CRYSTAL INSURANCE COMPANY LIM	A	-12.19	61.50	54.00	309,125.00
11046	MEGHNA INSURANCE COMPANY LTD.	B	-11.43	48.10	42.60	2,421,522.30
12035	METRO SPINNING LIMITED	B	-11.36	44.00	39.00	673,353.90
11040	EXPRESS INSURANCE LIMITED	A	-11.21	32.10	28.50	1,482,603.50
18004	SAMORITA HOSPITAL LIMITED	A	-11.04	86.00	76.50	64,407.70

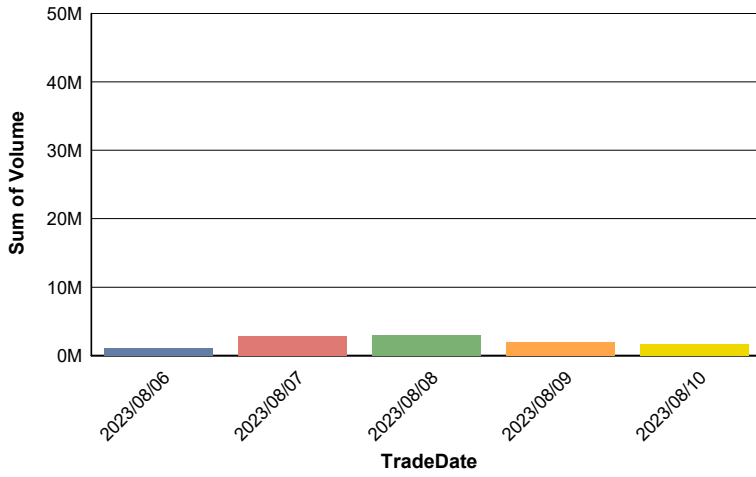
TOP TEN COMPANIES BY TURNOVER

Scrip ID	Scrip Name	Turnover (BDT)	Volume
18011	SEA PEARL BEACH RESORT & SPA LIMITED	36,102,619.60	169,427
22024	UTTARA BANK LIMITED	29,119,291.00	1,322,640
14027	EMERALD OIL INDUSTRIES LIMITED	26,283,679.70	184,483
12042	Generation Next Fashions Ltd.	17,287,601.60	2,519,895
14017	FU-WANG FOODS LIMITED	15,470,426.80	459,059
20020	INTRACO REFUELING STATION LTD.	10,978,161.40	266,680
13030	FAR CHEMICAL INDUSTRIES LTD.	10,663,767.10	901,430
20008	MEGHNA PETROLEUM LIMITED	10,602,224.90	51,871
13002	SQUARE PHARMACEUTICALS PLC	9,931,046.50	47,172
19003	SONALI PAPER & BOARD MILLS LIMITED	8,206,817.70	13,236

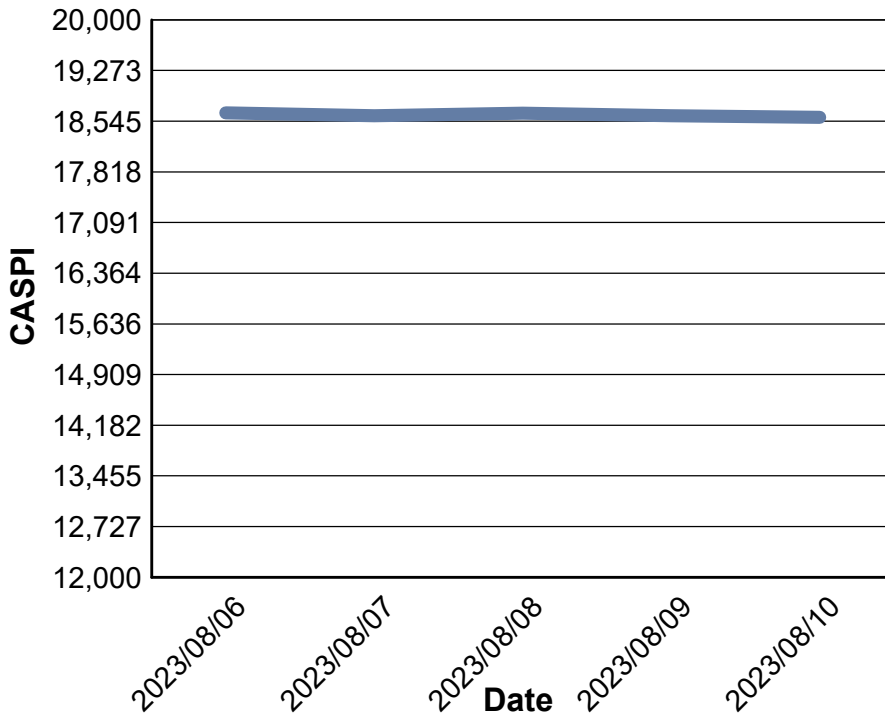
Data for Turnover Value



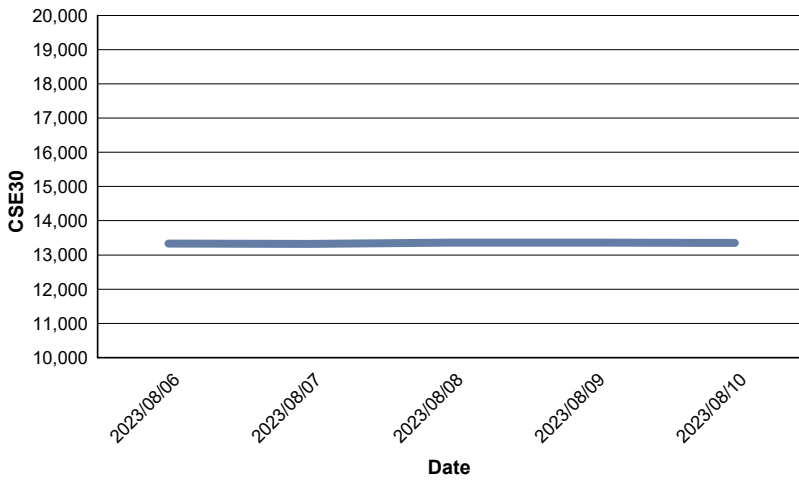
Data for Turnover Volume



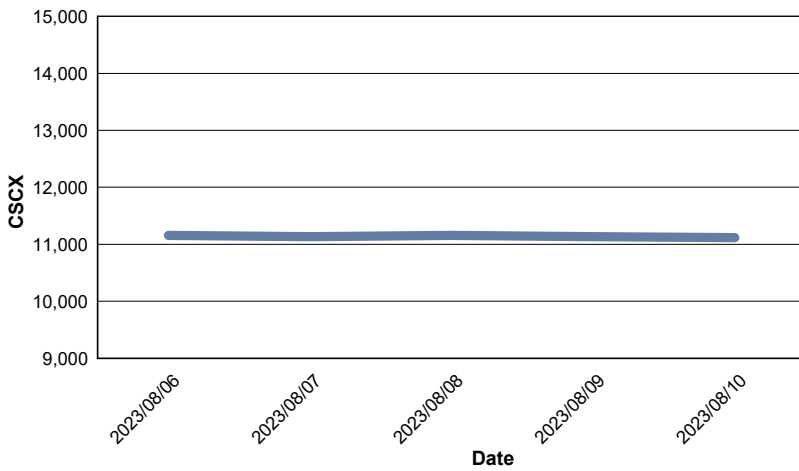
CASPI Index



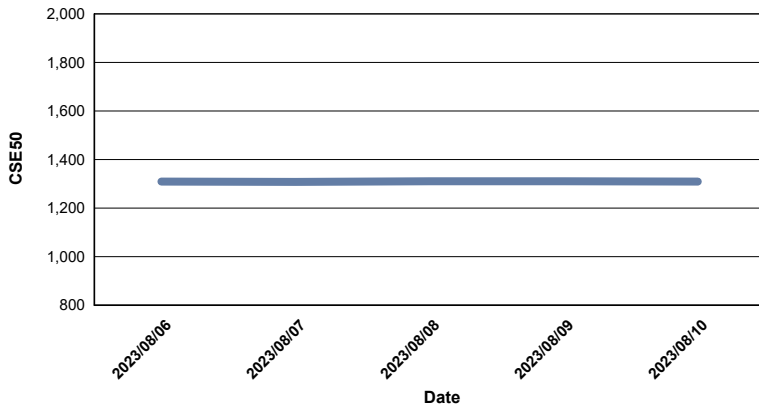
Index CSE30



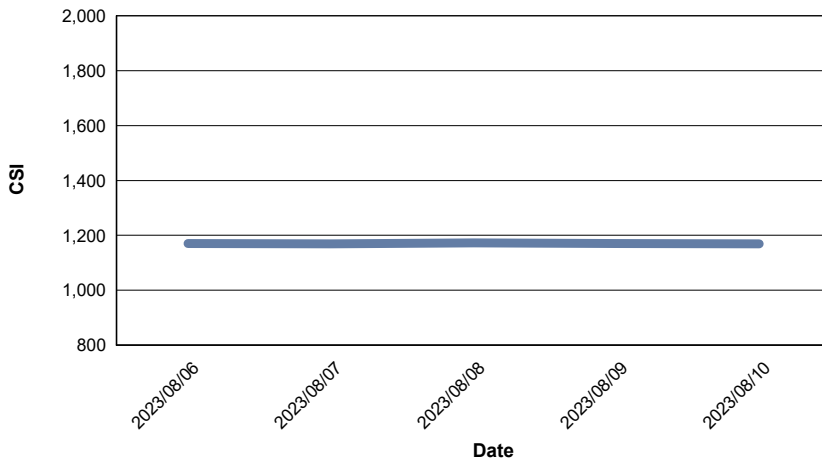
Index CSCX



Index CSE50



Index CSI



Index CSESMEX

