

Chittagong Stock Exchange

24-Aug-23

Weekly Market Summary

Week: 2023-08-20 to 2023-08-24 (5 days)

Total Turnover (BDT) :	640,269,165.20
Volume of Share (Nos):	20,744,413.00
Total Contact(Nos)	11,513
Total Scrip Traded	280

CATEGORY WISE TURNOVER		
Group	Turnover Value(BDT)	% of Total
A	459,533,753.80	71.77
B	173,138,895.40	27.04
N	6,260,861.20	0.98
Z	1,335,654.80	0.21

MAJOR INDICES IN THE WEEK						
Date	CASPI	CSE30	CSCX	CSE50	CSI	CSESMEX
08/17/2023	18478.2279	13306.5400	11046.2394	1,302.63	1,163.40	2,215.05
08/24/2023	18570.1722	13367.7865	11101.8851	1,305.47	1,171.70	2,143.14
change in %	0.4976	0.4603	0.5038	0.22	0.71	-3.25

SCRIP PERFORMANCE IN THE WEEK	
Advanced	85
Declined	45
No Change	150
Total Traded Issues	280

TOP TEN GAINER COMPANIES BY CLOSING PRICE						
Scrip ID	Scrip Name	Category	Week		Closing	Turnover (BDT)
			Difference	Opening		
19008	MIRACLE INDUSTRIES LIMITED	B	40.72	30.20	42.50	7,420,492.20
32605	HIMADRI LIMITED	N	20.99	1,301.90	1,575.20	1,986,866.10
15005	ARAMIT CEMENT LIMITED	B	20.83	24.00	29.00	2,619,996.00
32023	SK TRIMS & INDUSTRIES LIMITED	B	20.66	24.20	29.20	1,223,633.40
32022	Yeakin Polymer Limited	B	12.03	24.10	27.00	2,200,941.50
16025	BENGAL WINDSOR THERMOPLASTIC:	B	11.06	23.50	26.10	2,515,447.60
10010	RUPALI LIFE INSURANCE CO. LTD.	A	11.01	103.50	114.90	3,294,140.90
19006	SINOBANGLA INDUSTRIES LIMITED	A	10.87	66.20	73.40	379,640.60
14027	EMERALD OIL INDUSTRIES LIMITED	B	10.14	141.90	156.30	33,730,549.20
16036	OIMEX ELECTRODE LIMITED	B	9.74	19.50	21.40	477,450.90

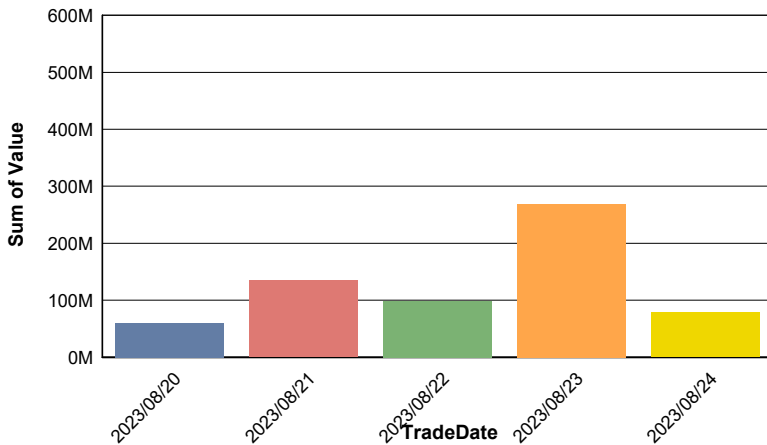
TOP TEN LOSER COMPANIES BY CLOSING PRICE

Scrip ID	Scrip Name	Category	Week Difference	Opening	Closing	Turnover (BDT)
14602	ACHIA SEA FOODS LIMITED	N	-18.68	27.30	22.20	46.80
32604	KRISHIBID SEED LIMITED	N	-9.88	26.30	23.70	23.70
16603	MOSTAFA METAL INDUSTRIES LTD.	N	-9.74	19.50	17.60	17.60
13601	MAMUN AGRO PRODUCTS LIMITED	N	-9.67	15.50	14.00	14.00
11013	PHOENIX INSURANCE COMPANY LTD	A	-9.39	38.30	34.70	11,069.30
13603	BD PAINTS LIMITED	N	-8.44	22.50	20.60	20,600.00
13030	FAR CHEMICAL INDUSTRIES LTD.	B	-3.47	11.50	11.10	5,626,471.90
11017	PIONEER INSURANCE COMPANY LTD	A	-3.44	72.50	70.00	10,080.00
12601	APEX WEAVING & FINISHING MILLS	N	-3.42	17.50	16.90	33,000.00
18011	SEA PEARL BEACH RESORT & SPA LI	A	-3.31	181.00	175.00	260,554,859.60

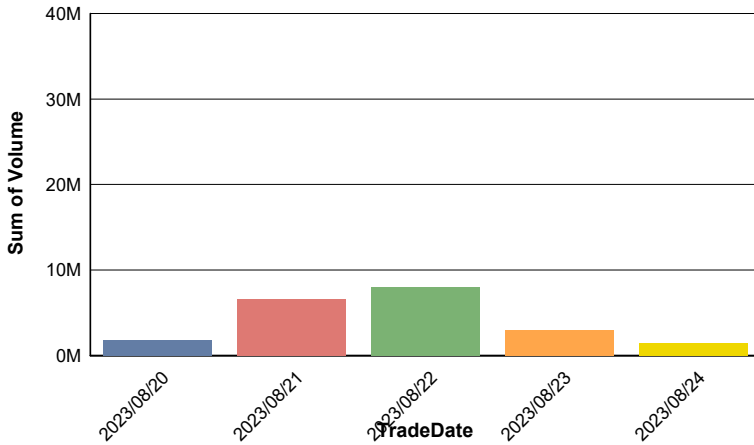
TOP TEN COMPANIES BY TURNOVER

Scrip ID	Scrip Name	Turnover (BDT)	Volume
18011	SEA PEARL BEACH RESORT & SPA LIMITED	260,554,859.60	1,459,219
22024	UTTARA BANK LIMITED	46,692,596.20	2,122,381
22002	AB BANK LIMITED	35,608,967.00	4,000,915
14027	EMERALD OIL INDUSTRIES LIMITED	33,730,549.20	228,754
14017	FU-WANG FOODS LIMITED	27,532,361.70	798,563
21040	FIRST BD FIXED INCOME FUND	20,966,245.50	3,997,205
12042	Generation Next Fashions Ltd.	13,782,698.90	2,188,419
32003	BEXIMCO LIMITED	13,645,008.20	110,026
15009	LAFARGE HOLCIM BANGLADESH LIMITED	11,654,714.30	169,030
19008	MIRACLE INDUSTRIES LIMITED	7,420,492.20	185,339

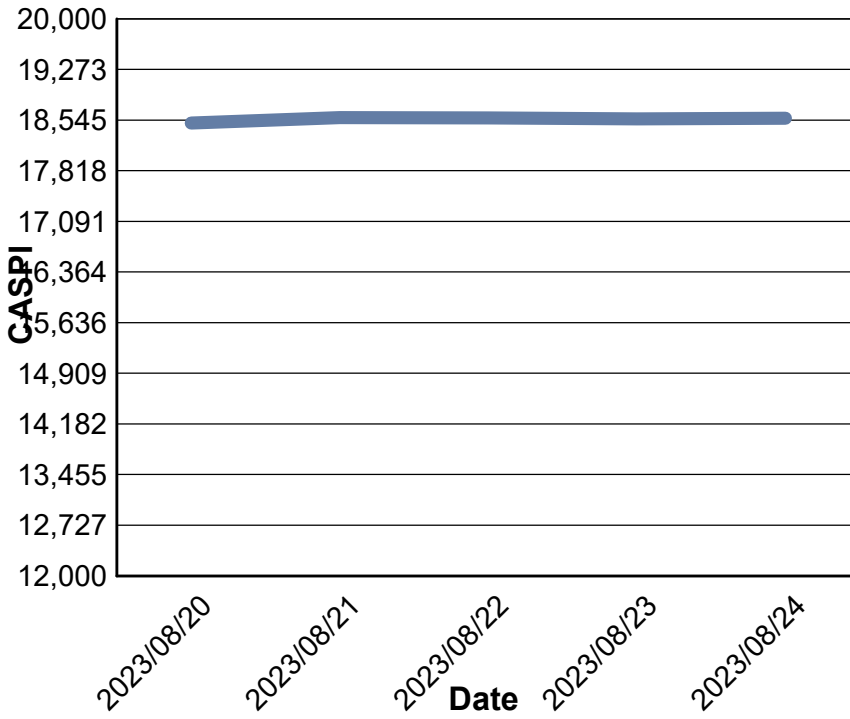
Data for Turnover Value



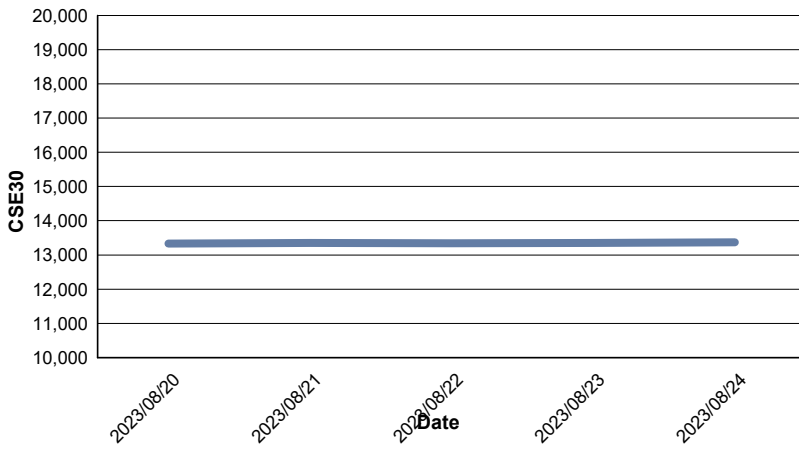
Data for Turnover Volume



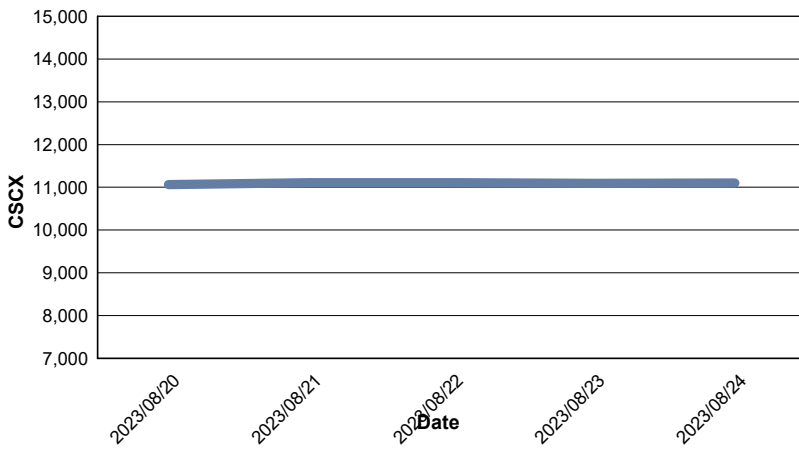
CASPI Index



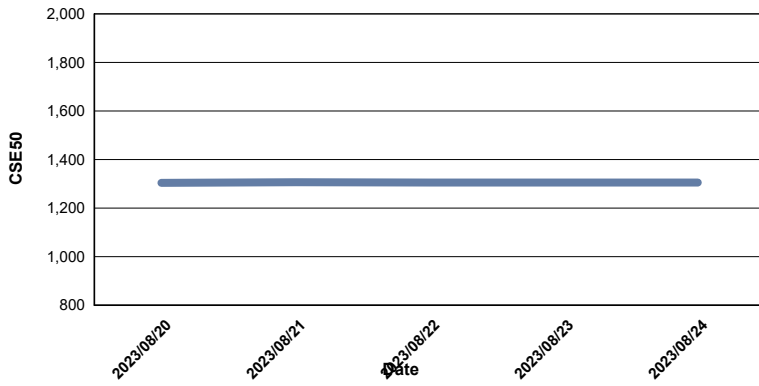
Index CSE30



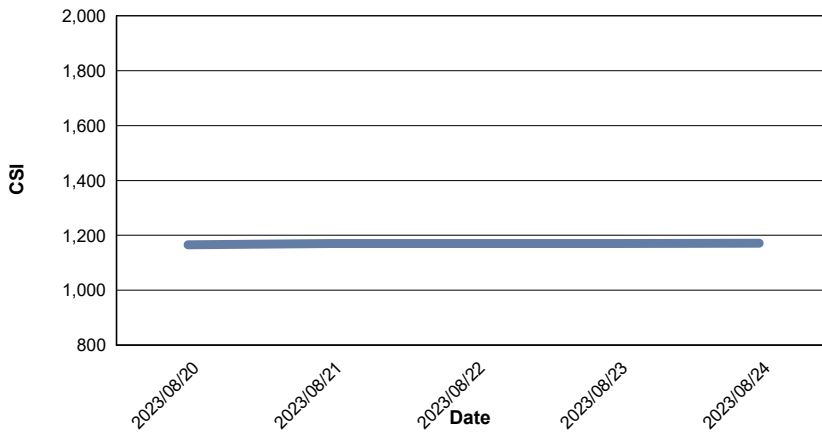
Index CSCX



Index CSE50



Index CSI



Index CSESMEX

