

Chittagong Stock Exchange

30-May-19

Weekly Market Summary

Week: 2019-05-26 to 2019-05-30 (5 days)

Total Turnover (BDT) :	1,318,302,315.70
Volume of Share (Nos):	38,985,284.00
Total Contact(Nos)	38,979
Total Scrip Traded	301

CATEGORY WISE TURNOVER		
Group	Turnover Value(BDT)	% of Total
A	1,108,595,678.80	84.08
B	57,640,960.20	4.37
N	145,921,040.90	11.06
Z	6,144,635.80	0.47

MAJOR INDICES IN THE WEEK					
Date	CASPI	CSE30	CSCX	CSE50	CSI
05/23/2019	16041.0797	13975.6446	9708.9619	1,167.99	1,042.28
05/30/2019	16375.7595	14272.0623	9916.9159	1,199.88	1,060.01
change in %	2.0864	2.1210	2.1419	2.73	1.70

SCRIP PERFORMANCE IN THE WEEK	
Advanced	175
Declined	102
No Change	24
Total Traded Issues	301

TOP TEN GAINER COMPANIES BY CLOSING PRICE						
Scrip ID	Scrip Name	Category	Week		Closing	Turnover (BDT)
			Difference	Opening		
12070	NEW LINE CLOTHINGS LIMITED	N	129.00	10.00	22.90	81,576,122.50
10002	NATIONAL LIFE INSURANCE CO.LTD	A	23.24	177.70	219.00	16,282,801.50
25008	PREMIER LEASING & FINANCE LTD	A	20.87	9.10	11.00	4,786,841.10
11016	PRIME INSURANCE COMPANY LTD	A	20.37	16.20	19.50	37.30
11007	FEDERAL INSURANCE COMPANY LTD	B	19.81	10.60	12.70	3,458,330.00
25005	MIDAS FINANCING LIMITED	A	19.31	17.60	21.00	1,316,141.30
21032	AIBL 1ST ISLAMIC MUTUAL FUND	A	17.14	7.00	8.20	16,559.20
11028	CITY GENERAL INSURANCE CO. LTD	A	14.83	15.50	17.80	2,933,975.40
12037	THE DACCA DYEING & MFC. CO. LT	Z	14.63	4.10	4.70	14,337.00
11021	NITOL INSURANCE COMPANY LTD	A	13.91	23.00	26.20	42,469.00

TOP TEN LOSER COMPANIES BY CLOSING PRICE

Scrip ID	Scrip Name	Category	Week Difference	Opening	Closing	Turnover (BDT)
10010	RUPALI LIFE INSURANCE CO. LTD.	A	-13.36	73.30	63.50	1,337,910.70
11037	PROVATI INSURANCE CO. LTD	A	-10.67	32.80	29.30	210,993.00
15005	ARAMIT CEMENT LIMITED	Z	-10.00	20.00	18.00	139,009.00
15011	PREMIER CEMENT MILLS LIMITED	A	-9.84	65.00	58.60	1,172.00
11024	SONAR BANGLA INSURANCE LTD.	A	-9.77	52.20	47.10	244,973.00
19010	KHULNA PRINTING & PACKAGING LTD	Z	-9.09	16.50	15.00	29,638.00
16025	BENGAL WINDSOR THERMOPLASTIC	B	-8.77	28.50	26.00	41,117.00
21018	EBL FIRST MUTUAL FUND	A	-8.45	7.10	6.50	198,221.30
13020	BERGER PAINTS BANGLADESH LTD	A	-7.64	1,537.50	1,420.00	1,773,833.50
14021	BEACH HATCHERY LTD.	Z	-7.42	17.50	16.20	110,086.60

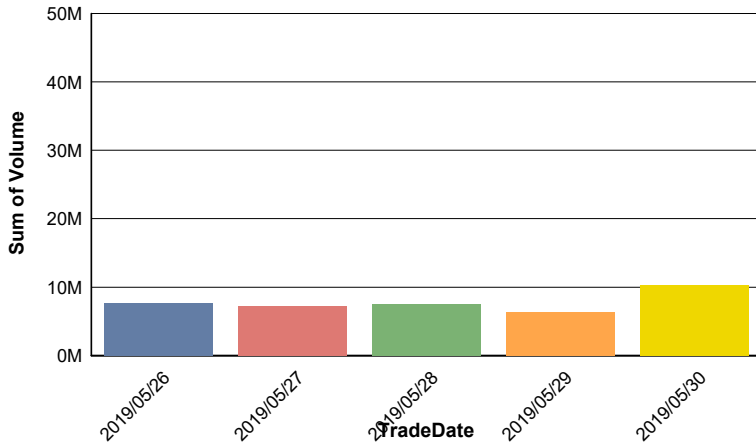
TOP TEN COMPANIES BY TURNOVER

Scrip ID	Scrip Name	Turnover (BDT)	Volume
22017	DUTCH-BANGLA BANK LIMITED	204,458,188.60	3,202,435
13002	SQUARE PHARMACEUTICALS LIMITED	181,965,306.70	729,477
32009	BRITISH AMERICAN TOBACCO BD CO	146,177,139.50	114,778
12070	NEW LINE CLOTHINGS LIMITED	81,576,122.50	3,933,800
16039	RUNNER AUTOMOBILES LIMITED	44,356,105.00	486,181
20019	Doreen Power Generations and Systems Limited	35,670,434.10	445,765
22010	INTL FINANCE INV & COMM BANK	33,748,663.80	3,054,763
16031	IFAD AUTOS LIMITED	25,467,267.10	350,115
12041	SAIHAM COTTON MILLS LTD.	24,003,353.20	904,517
32003	BEXIMCO LIMITED	21,306,279.10	930,551

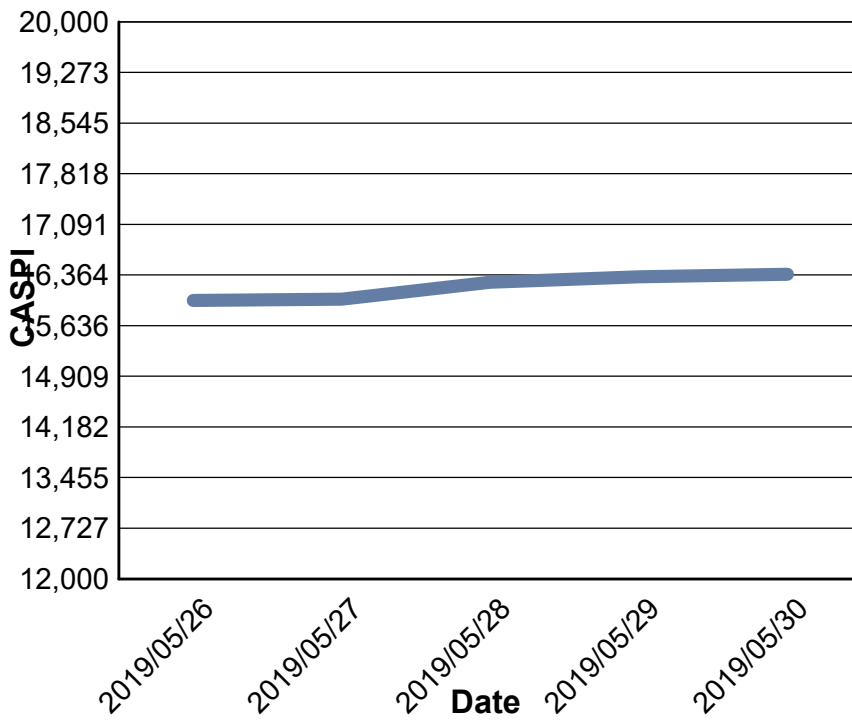
Data for Turnover Value



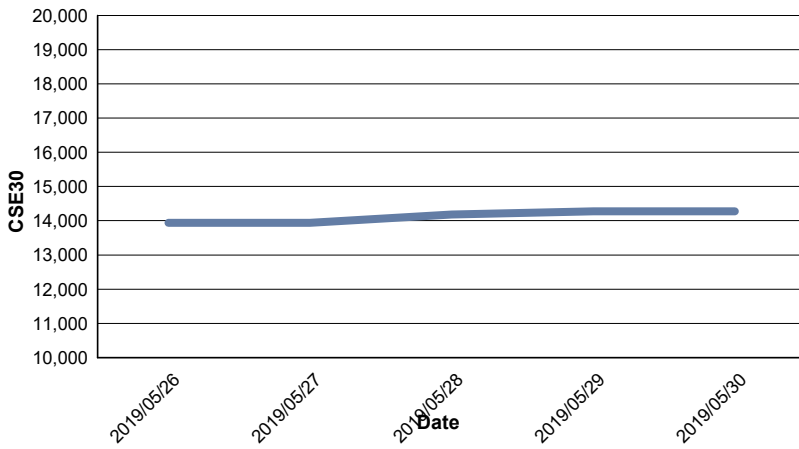
Data for Turnover Volume



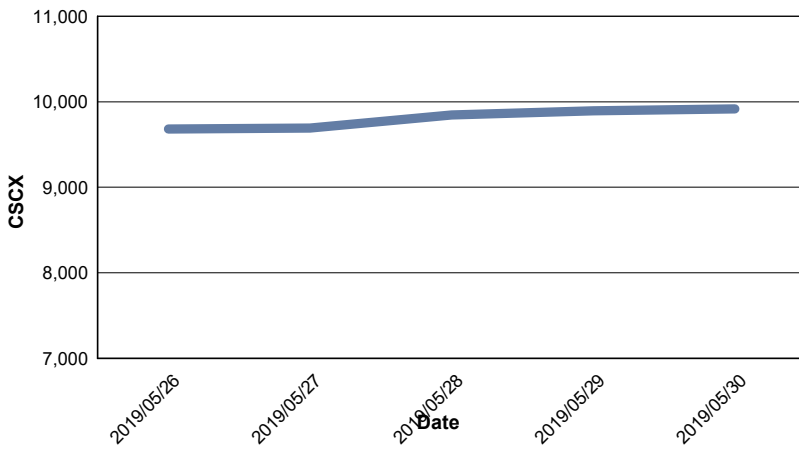
CASPI Index



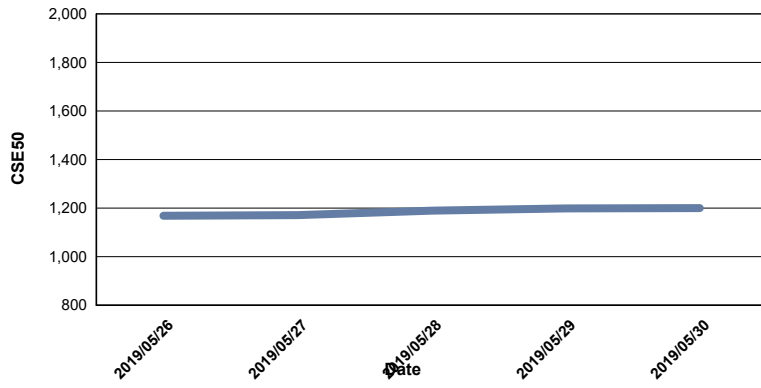
Index CSE30



Index CSCX



Index CSE50



Index CSI

