

Chittagong Stock Exchange

01-Jun-23

Weekly Market Summary

Week: 2023-05-28 to 2023-06-01 (5 days)

Total Turnover (BDT) :	818,387,968.70
Volume of Share (Nos):	21,909,976.00
Total Contact(Nos)	37,428
Total Scrip Traded	336

CATEGORY WISE TURNOVER		
Group	Turnover Value(BDT)	% of Total
A	539,076,771.20	65.86
B	194,094,234.60	23.71
N	63,359,114.20	7.74
Z	21,857,848.70	2.67

MAJOR INDICES IN THE WEEK						
Date	CASPI	CSE30	CSCX	CSE50	CSI	CSESMEX
05/25/2023	18637.9595	13409.4354	11151.4725	1,318.30	1,167.88	1,680.89
06/01/2023	18755.9373	13405.7486	11219.4473	1,319.43	1,178.19	1,690.01
change in %	0.6330	-0.0275	0.6096	0.09	0.88	0.54

SCRIP PERFORMANCE IN THE WEEK	
Advanced	100
Declined	71
No Change	165
Total Traded Issues	336

TOP TEN GAINER COMPANIES BY CLOSING PRICE							
Scrip ID	Scrip Name	Category	Week Difference	Opening	Closing	Turnover	
						(BDT)	
10015	TRUST ISLAMI LIFE INSURANCE LTD.	N	59.78	28.10	44.90	34,494.40	
12012	ALIF INDUSTRIAL LIMITED	A	33.27	53.50	71.30	3,841,653.60	
13604	AL-MADINA PHARMACEUTICALS LIMITED	N	33.00	10.00	13.30	36.40	
10010	RUPALI LIFE INSURANCE CO. LTD.	A	29.26	161.30	208.50	2,222,563.50	
14010	NATIONAL TEA COMPANY LIMITED	B	28.56	330.10	424.40	1,173.60	
11046	MEGHNA INSURANCE COMPANY LTD.	B	26.08	43.70	55.10	15,635,249.40	
21051	CAPM IBBL ISLAMIC MUTUAL FUND	A	21.37	13.10	15.90	1,030,288.00	
32605	HIMADRI LIMITED	N	20.89	120.60	145.80	278.40	
10009	PRIME ISLAMI LIFE INSURANCE	B	20.79	57.70	69.70	33,905.00	
11027	PARAMOUNT INSURANCE CO. LTD	A	18.53	49.10	58.20	1,595,046.20	

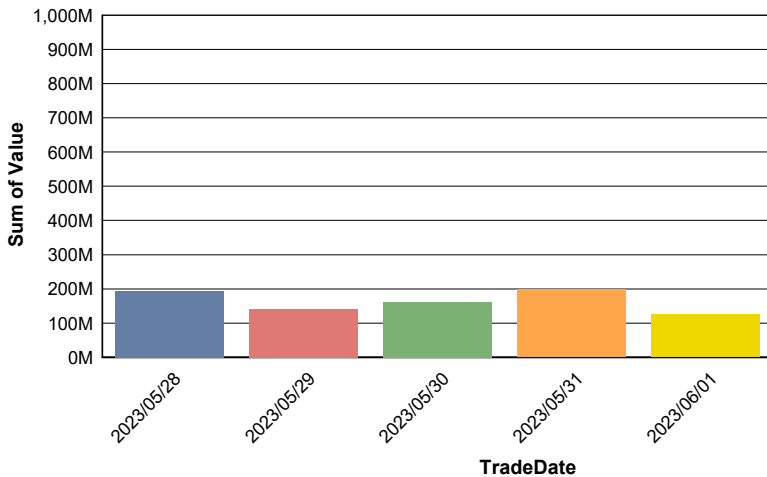
TOP TEN LOSER COMPANIES BY CLOSING PRICE

Scrip ID	Scrip Name	Category	Week Difference	Opening	Closing	Turnover (BDT)
11042	DESH GENERAL INSURANCE COMPAI	A	-14.73	38.00	32.40	6,652,326.40
22038	MIDLAND BANK LIMITED	N	-12.82	15.60	13.60	15,627,251.00
12035	METRO SPINNING LIMITED	B	-11.90	42.00	37.00	33,613,138.70
16602	WONDERLAND TOYS LIMITED	N	-9.77	35.80	32.30	4,522.00
11043	GLOBAL INSURANCE COMPANY LTD.	A	-9.26	41.00	37.20	1,428,531.80
16028	SHURWID INDUSTRIES LTD.	A	-9.21	21.70	19.70	3,172,502.00
22032	TRUST BANK LIMITED	A	-9.19	34.80	31.60	4,784.90
11010	BD GENERAL INSURANCE COMPANY	A	-9.16	61.10	55.50	138,988.00
13603	BD PAINTS LIMITED	N	-8.47	29.50	27.00	270,000.00
25004	FIRST FINANCE LIMITED	Z	-8.19	6.10	5.60	20,160.00

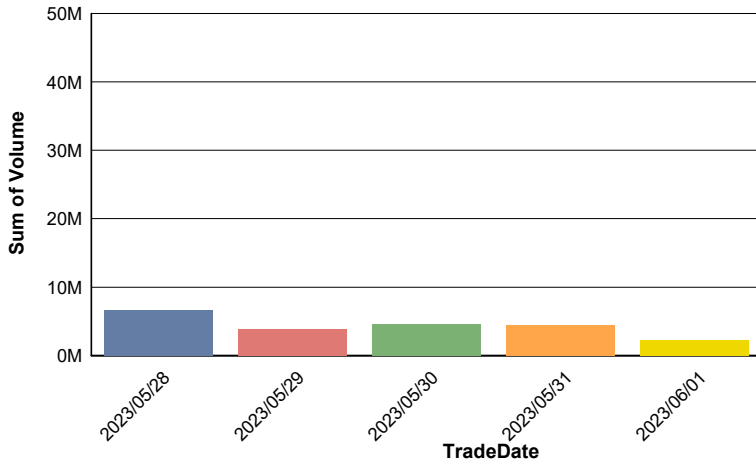
TOP TEN COMPANIES BY TURNOVER

Scrip ID	Scrip Name	Turnover (BDT)	Volume
13013	THE IBN SINA PHARMACEUTICALS PLC	40,691,358.20	143,455
12035	METRO SPINNING LIMITED	33,613,138.70	782,756
26002	BANGLADESH SUBMARINE CABLE CO.	31,931,303.20	150,006
15009	LAFARGE HOLCIM BANGLADESH LIMITED	30,286,433.90	428,460
20020	INTRACO REFUELING STATION LTD.	28,071,389.50	639,064
22037	GLOBAL ISLAMI BANK LIMITED	27,186,526.80	3,022,935
32003	BEXIMCO LIMITED	21,453,074.20	197,807
32004	BD SHIPPING CORPORATION	20,814,739.10	159,039
14027	EMERALD OIL INDUSTRIES LIMITED	19,730,391.80	189,541
18008	UNIQUE HOTEL & RESORTS LIMITED	19,551,727.30	249,268

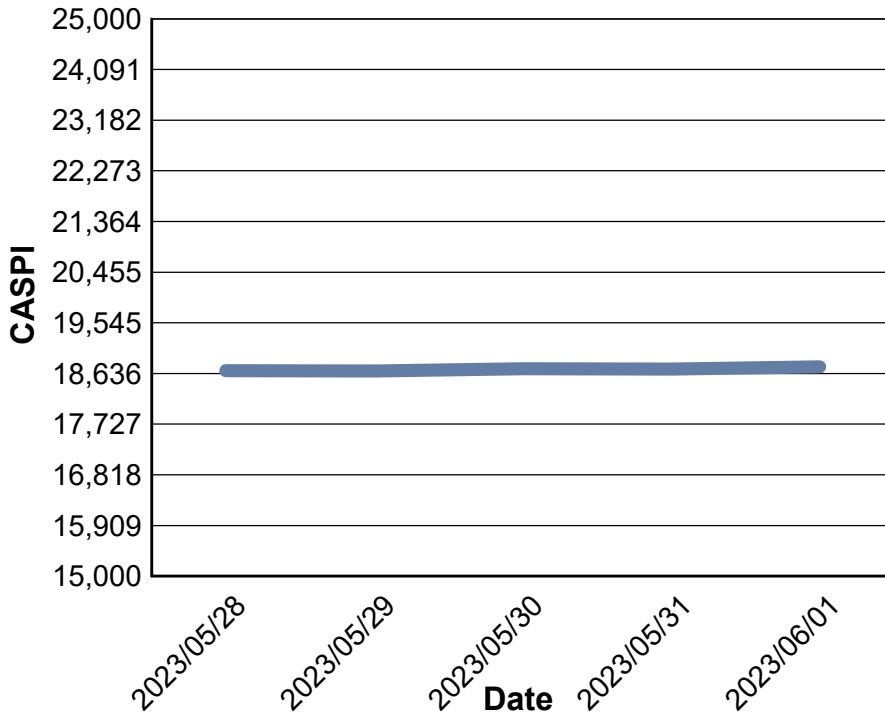
Data for Turnover Value



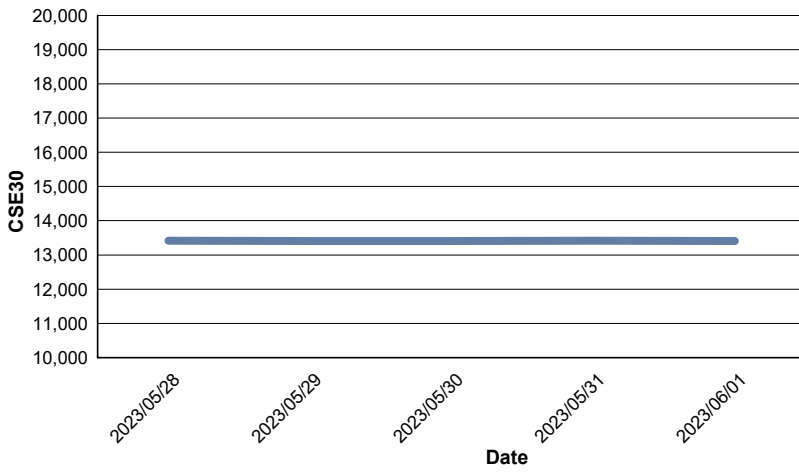
Data for Turnover Volume



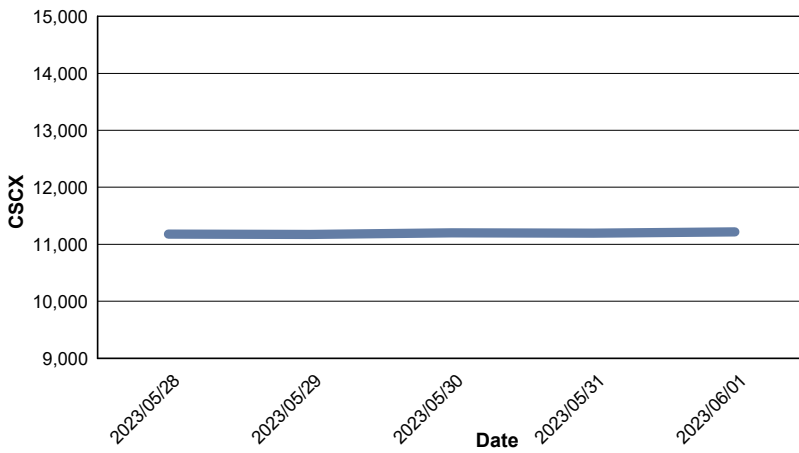
CASPI Index



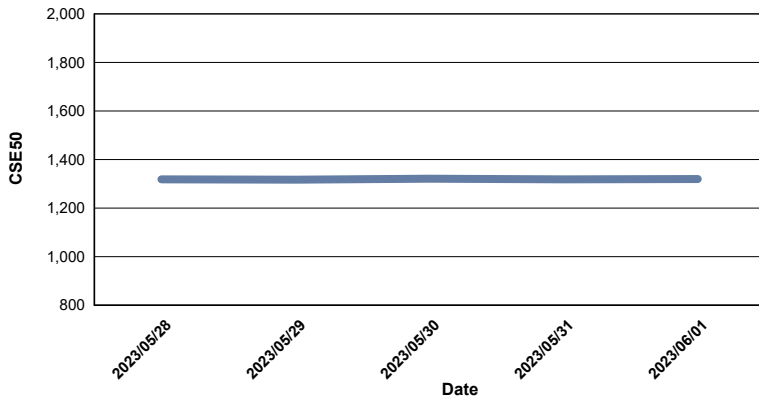
Index CSE30



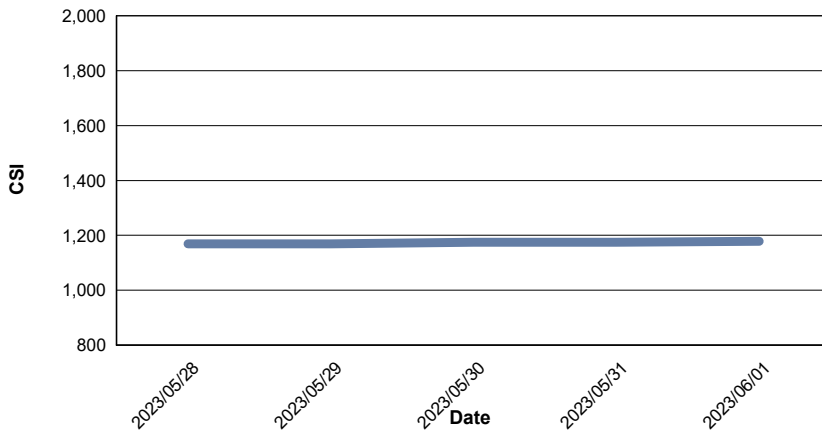
Index CSCX



Index CSE50



Index CSI



Index CSESMEX

