

Chittagong Stock Exchange

13-Aug-20

Weekly Market Summary

Week: 2020-08-09 to 2020-08-13 (total 4 days excluding 11 August 2020)

Total Turnover (BDT) :	1,568,162,670.80
Volume of Share (Nos):	72,623,465.00
Total Contact(Nos)	44,678
Total Scrip Traded	314

CATEGORY WISE TURNOVER		
Group	Turnover Value(BDT)	% of Total
A	1,205,201,365.30	76.84
B	327,068,512.00	20.85
N	7,982,906.90	0.51
Z	27,909,886.60	1.78

MAJOR INDICES IN THE WEEK					
Date	CASPI	CSE30	CSCX	CSE50	CSI
08/06/2020	12401.8862	10795.1406	7512.7299	888.46	805.01
08/13/2020	13361.1047	11483.4830	8072.9388	971.89	871.67
change in %	7.7345	6.3764	7.4568	9.39	8.28

SCRIP PERFORMANCE IN THE WEEK	
Advanced	226
Declined	56
No Change	32
Total Traded Issues	314

TOP TEN GAINER COMPANIES BY CLOSING PRICE						
Scrip ID	Scrip Name	Category	Week		Closing	Turnover (BDT)
			Difference	Opening		
12033	MITHUN KNITTING AND DYEING	Z	43.75	8.00	11.50	335,004.90
12031	SAFKO SPINNING MILLS LTD	Z	43.47	11.50	16.50	530,752.00
23005	SHINEPUKUR CERAMICS LIMITED	Z	43.33	9.00	12.90	427,758.60
12045	FAMILYTEX (BD) LTD.	Z	40.00	2.00	2.80	1,327,848.50
12051	TUNG HAI KNITTING & DYEING LTD.	Z	40.00	2.00	2.80	232,151.80
16027	APPOLLO ISPAT COMPLEX LTD.	Z	39.47	3.80	5.30	1,493,807.80
12042	Generation Next Fashions Ltd.	Z	35.71	2.80	3.80	2,732,383.70
12037	THE DACCA DYEING & MFC. CO. LT	Z	34.61	5.20	7.00	511,198.30
22008	ISLAMI BANK BANGLADESH LIMITED	A	33.68	19.00	25.40	10,795,170.30
12053	C & A TEXTILES LTD.	Z	33.33	1.80	2.40	1,620,195.90

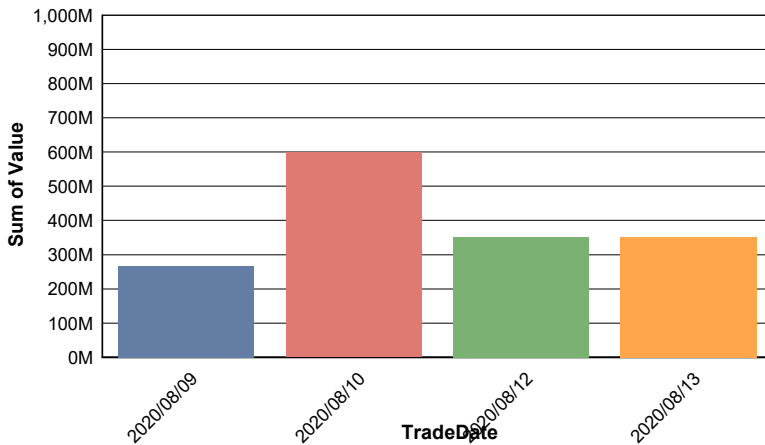
TOP TEN LOSER COMPANIES BY CLOSING PRICE

Scrip ID	Scrip Name	Category	Week Difference	Opening	Closing	Turnover (BDT)
10006	MEGHNA LIFE INSURANCE CO.LTD.	A	-9.90	61.60	55.50	50,300.00
11004	RELIANCE INSURANCE LTD	A	-9.21	53.20	48.30	1,589,391.00
21045	SEML LECTURE EQUITY MANAGEMEN	A	-8.06	6.20	5.70	268,020.00
12044	ARGON DENIMS LIMITED	A	-5.55	25.20	23.80	1,448,288.30
11039	BANGLADESH NATIONAL INSURANCE	A	-5.40	25.90	24.50	452,440.10
10005	FAREAST ISLAMI LIFE INSURANCE	A	-5.38	53.90	51.00	113,802.00
21044	ASIAN TIGER SANDHANI LIFE GROWT	A	-5.33	7.50	7.10	228,563.90
11003	GREEN DELTA INSURANCE COMPANY	A	-4.92	56.90	54.10	56,982.40
11011	PRAGATI INSURANCE LIMITED	A	-4.63	56.10	53.50	469,016.60
12024	H.R.TEXTILE MILLS LIMITED	A	-4.42	38.40	36.70	85,831.50

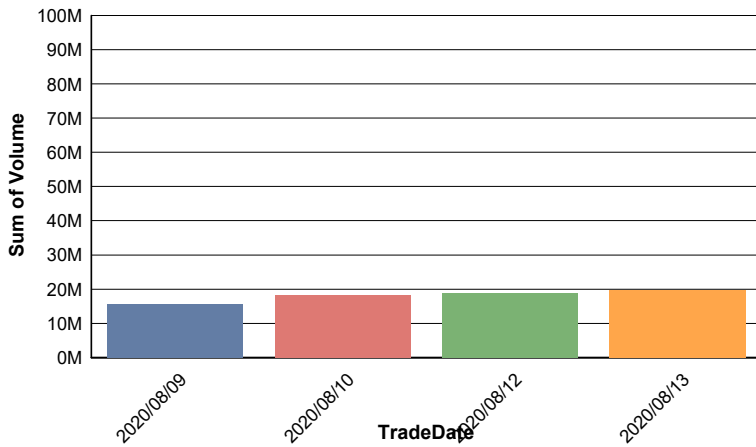
TOP TEN COMPANIES BY TURNOVER

Scrip ID	Scrip Name	Turnover (BDT)	Volume
13023	BEACON Pharmaceuticals Ltd.	137,111,764.30	1,638,571
22028	JAMUNA BANK LIMITED	105,964,657.90	6,568,282
22029	BRAC BANK LIMITED	102,114,201.80	3,089,627
32003	BEXIMCO LIMITED	78,012,407.10	4,043,751
13022	MARICO BANGLADESH LIMITED	75,253,139.20	40,344
13002	SQUARE PHARMACEUTICALS LIMITED	72,442,408.60	359,278
13035	SILCO PHARMACEUTICALS LIMITED	57,869,150.70	1,958,739
13005	BEXIMCO PHARMACEUTICALS LTD	48,503,834.10	494,437
22010	INTL FINANCE INV & COMM BANK	38,106,680.90	4,051,749
10002	NATIONAL LIFE INSURANCE CO.LTD	31,800,000.00	120,000

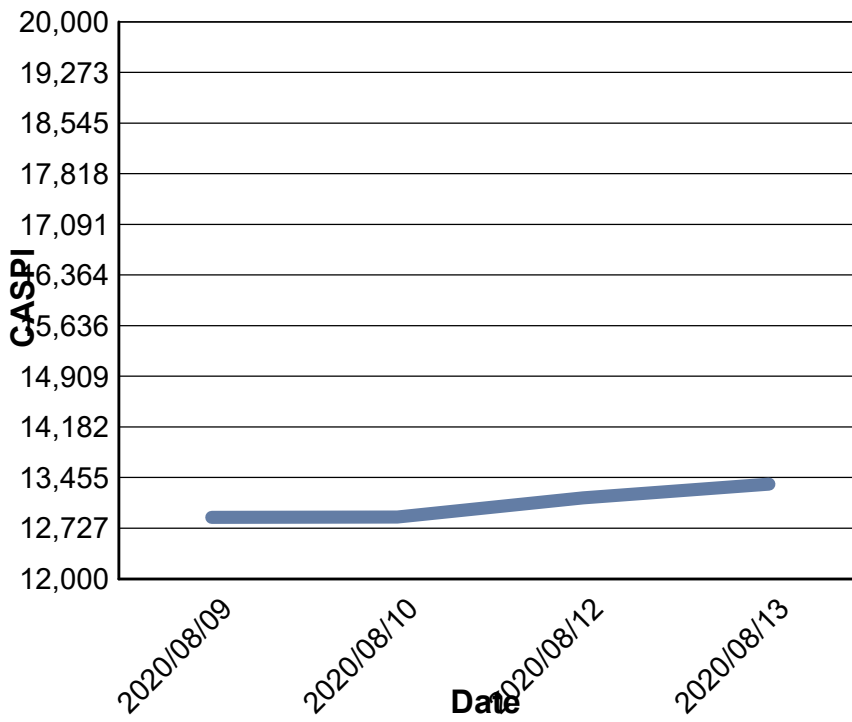
Data for Turnover Value



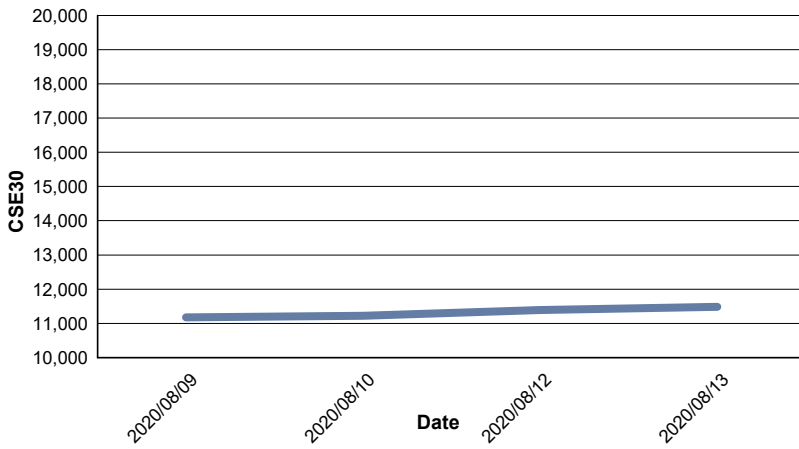
Data for Turnover Volume



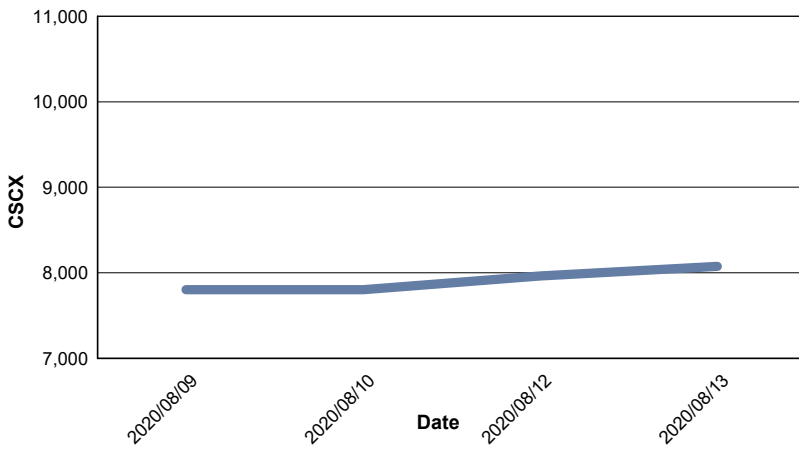
CASPI Index



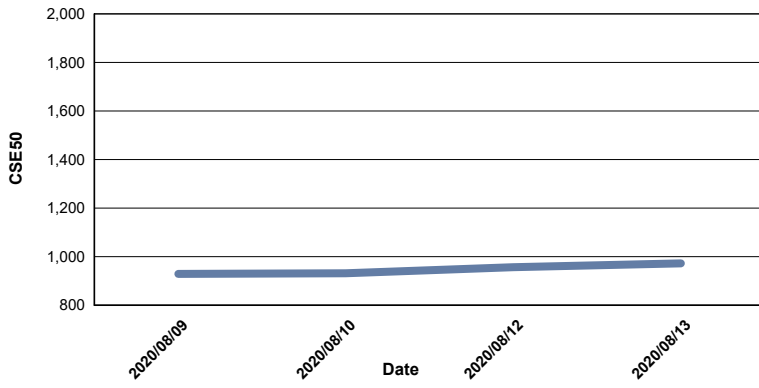
Index CSE30



Index CSCX



Index CSE50



Index CSI

