

# Chittagong Stock Exchange

10-Feb-22

## Weekly Market Summary

Week: 2022-02-06 to 2022-02-10 (5 days)

<b>Total Turnover (BDT) :</b>	2,847,673,013.90
<b>Volume of Share (Nos):</b>	99,638,903.00
<b>Total Contact(Nos)</b>	123,989
<b>Total Scrip Traded</b>	345

CATEGORY WISE TURNOVER		
Group	Turnover Value(BDT)	% of Total
A	2,050,215,890.60	71.97
B	496,846,626.00	17.44
N	285,696,759.00	10.01
Z	14,913,738.30	0.52

MAJOR INDICES IN THE WEEK						
Date	CASPI	CSE30	CSCX	CSE50	CSI	CSESMEX
02/03/2022	20576.2820	14441.8279	12359.7484	1,519.61	1,280.07	633.42
02/10/2022	20769.3999	14708.4100	12472.4980	1,529.34	1,289.02	631.08
change in %	0.9385	1.8459	0.9122	0.64	0.70	-0.37

SCRIP PERFORMANCE IN THE WEEK	
Advanced	203
Declined	119
No Change	23
Total Traded Issues	345

TOP TEN GAINER COMPANIES BY CLOSING PRICE						
Scrip ID	Scrip Name	Category	Week Difference	Opening	Closing	Turnover (BDT)
11045	UNION INSURANCE COMPANY LTD.	N	60.14	40.90	65.50	32,924,824.60
14029	BD THAI FOOD & BEVERAGE LIMITED	N	59.65	23.30	37.20	2,778,409.50
12026	TAMIJUDDIN TEXTILE	A	34.90	169.90	229.20	14,600.50
11030	TAKAFUL ISLAMI INSURANCE LTD.	A	23.40	64.10	79.10	2,312,058.70
32022	Yeakin Polymer Limited	B	18.34	21.80	25.80	13,341,274.10
12068	KATTALI TEXTILE LIMITED	A	17.43	32.70	38.40	21,274,343.10
16017	BD WELDING ELECTRODES LIMITED	Z	14.59	18.50	21.20	517,468.00
20010	KHULNA POWER COMPANY LIMITED	A	13.66	30.00	34.10	16,225,228.30
12056	TOSRIFA INDUSTRIES LTD.	B	13.51	18.50	21.00	4,209,469.10
18008	UNIQUE HOTEL & RESORTS LIMITED	A	12.80	53.10	59.90	1,930,765.10

### TOP TEN LOSER COMPANIES BY CLOSING PRICE

Scrip ID	Scrip Name	Category	Week Difference	Opening	Closing	Turnover (BDT)
12064	QUEEN SOUTH TEXTILE MILLS LTD.	A	-10.85	35.00	31.20	26,902,660.00
16026	BANGLADESH BUILDING SYSTEMS LT	B	-10.00	30.00	27.00	31,517,407.00
21048	CAPM BDBL MUTUAL FUND 01	A	-9.56	11.50	10.40	1,820.00
13007	AMBEE PHARMACEUTICALS LIMITED	A	-7.63	495.00	457.20	174,985.10
17009	BATA SHOE COMPANY (BD) LIMITED	A	-7.14	915.00	849.60	274,317.90
24006	AGNI SYSTEMS LIMITED	B	-6.29	27.00	25.30	10,052,967.60
32005	NATIONAL POLYMER IND LTD	A	-5.64	63.80	60.20	12,073,044.40
16009	BD.THAI ALUMINIUM LIMITED	B	-5.47	21.90	20.70	9,456,244.40
21045	SEML LECTURE EQUITY MANAGEMEN	A	-5.37	9.30	8.80	179,677.00
14017	FU-WANG FOODS LIMITED	B	-4.74	23.20	22.10	17,654,733.00

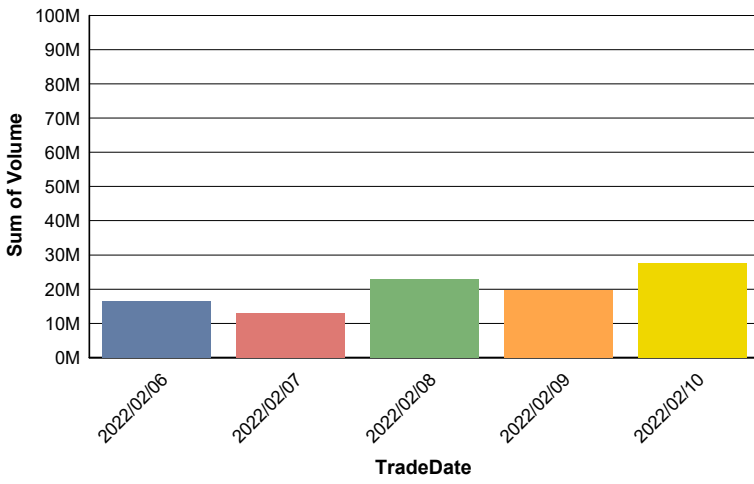
### TOP TEN COMPANIES BY TURNOVER

Scrip ID	Scrip Name	Turnover (BDT)	Volume
32003	BEXIMCO LIMITED	165,448,312.50	1,113,795
22036	UNION BANK LIMITED	154,561,248.70	11,357,334
32009	BRITISH AMERICAN TOBACCO BD CO	148,928,944.70	227,914
22025	EASTERN BANK LIMITED	111,334,438.40	2,871,115
22010	INTL FINANCE INV & COMM BANK	105,932,920.00	6,191,730
22023	MERCANTILE BANK LIMITED	87,542,907.20	4,893,784
25001	INVESTMENT CORP OF BANGLADESH	87,150,489.00	672,998
32004	BD SHIPPING CORPORATION	70,885,924.20	494,110
13027	ORION PHARMA LIMITED	66,629,047.40	607,505
20013	LINDE BANGLADESH LIMITED	64,261,685.00	36,826

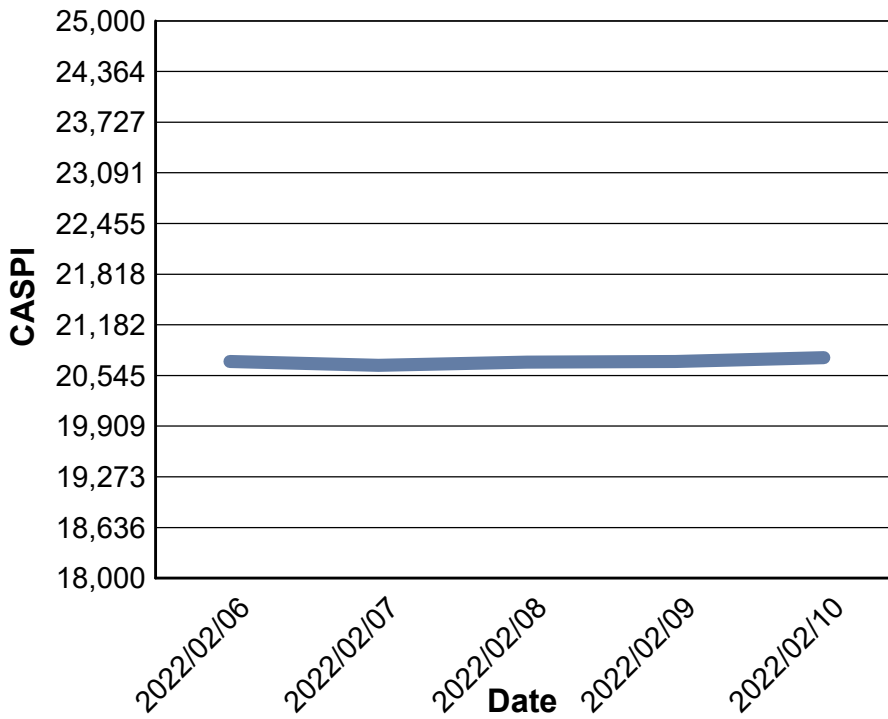
### Data for Turnover Value



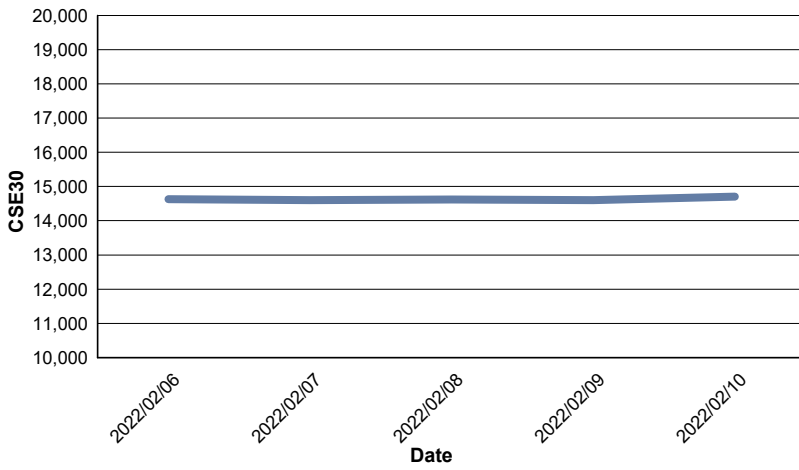
### Data for Turnover Volume



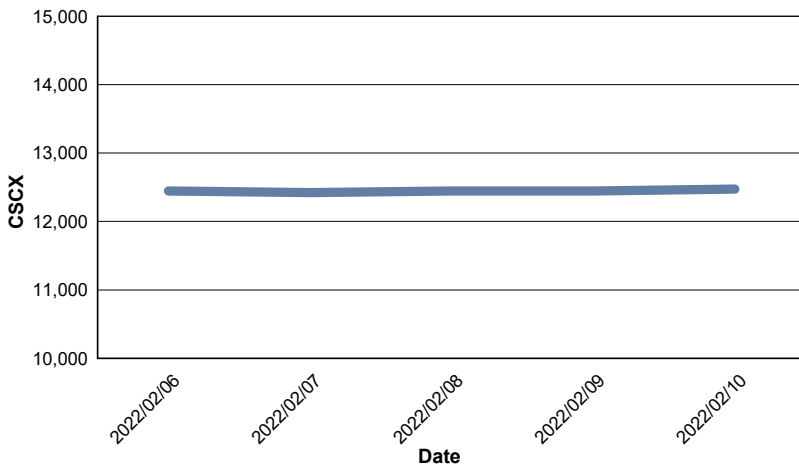
### CASPI Index



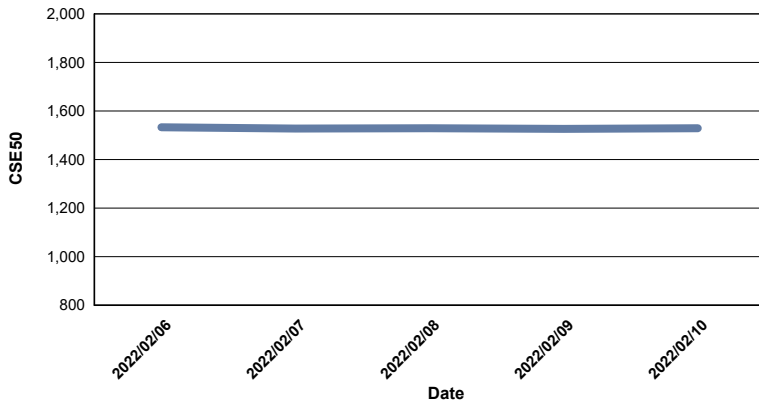
### Index CSE30



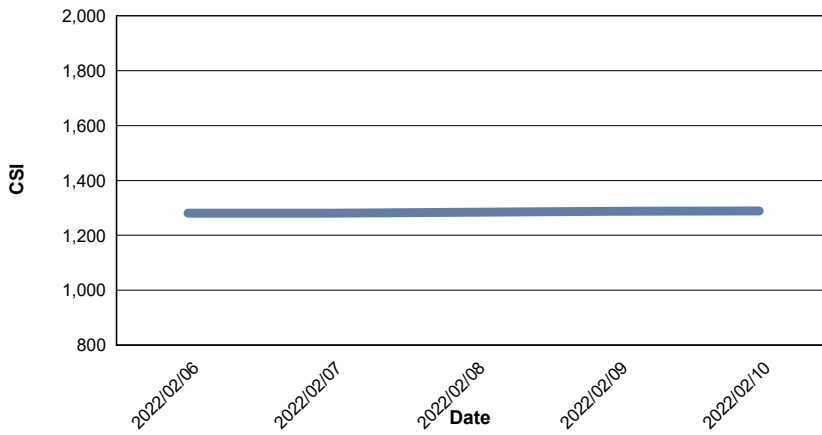
### Index CSCX



### Index CSE50



### Index CSI



### Index CSESMEX

