

# Chittagong Stock Exchange

23-Mar-23

## Weekly Market Summary

Week: 2023-03-19 to 2023-03-23 (5 days)

<b>Total Turnover (BDT) :</b>	641,467,884.70
<b>Volume of Share (Nos):</b>	9,006,376.00
<b>Total Contact(Nos)</b>	15,794
<b>Total Scrip Traded</b>	276

CATEGORY WISE TURNOVER		
Group	Turnover Value(BDT)	% of Total
A	540,511,445.90	84.26
B	84,902,092.30	13.23
N	15,551,450.00	2.42
Z	502,896.50	0.08

MAJOR INDICES IN THE WEEK						
Date	CASPI	CSE30	CSCX	CSE50	CSI	CSESMEX
03/16/2023	18352.7177	13333.9212	11001.7177	1,320.56	1,156.90	1,609.70
03/23/2023	18374.4798	13364.1361	11014.4933	1,323.30	1,158.49	1,586.70
change in %	0.1186	0.2266	0.1161	0.21	0.14	-1.43

SCRIP PERFORMANCE IN THE WEEK	
Advanced	42
Declined	45
No Change	189
Total Traded Issues	276

TOP TEN GAINER COMPANIES BY CLOSING PRICE						
Scrip ID	Scrip Name	Category	Week		Closing	Turnover (BDT)
			Difference	Opening		
17008	LEGACY FOOTWEAR LIMITED	B	22.27	44.00	53.80	644,992.90
14023	RANGPUR DAIRY & FOOD PROD. LTD	B	9.53	40.90	44.80	41,999,541.90
11042	DESH GENERAL INSURANCE COMPAI	A	8.83	28.30	30.80	257,459.30
22022	BANK ASIA LIMITED	A	8.29	20.50	22.20	103,810.50
19009	HAKKANI PULP & PAPER MILLS LTD	B	7.73	51.70	55.70	186,938.60
32007	IMAM BUTTON INDUSTRIES LTD	Z	7.39	86.60	93.00	93.00
14022	FINE FOODS LIMITED	B	7.00	70.00	74.90	565,267.60
19003	SONALI PAPER & BOARD MILLS LIMIT	A	6.97	645.00	690.00	105,532.20
18004	SAMORITA HOSPITAL LIMITED	A	6.54	65.70	70.00	246,156.50
18002	EASTERN HOUSING LIMITED	A	5.34	97.20	102.40	6,239,028.00

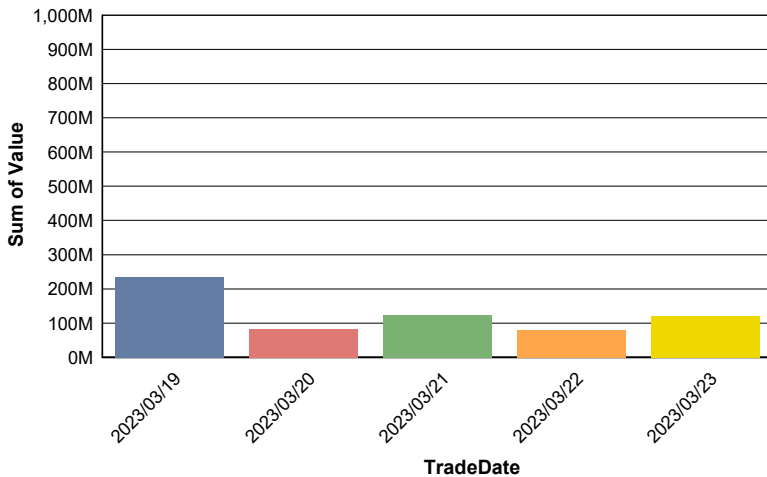
**TOP TEN LOSER COMPANIES BY CLOSING PRICE**

Scrip ID	Scrip Name	Category	Week Difference	Opening	Closing	Turnover (BDT)
16025	BENGAL WINDSOR THERMOPLASTIC	B	-28.53	41.00	29.30	1,492,575.10
10010	RUPALI LIFE INSURANCE CO. LTD.	A	-14.74	105.80	90.20	11,980,968.40
11038	DHAKA INSURANCE LIMITED	A	-9.87	69.90	63.00	50,400.00
11022	ASIA PACIFIC GEN INS CO LTD	A	-9.07	48.50	44.10	84,240.00
13008	ORION INFUSION LIMITED	A	-8.85	291.40	265.60	1,993,444.40
11010	BD GENERAL INSURANCE COMPANY	A	-8.77	57.00	52.00	54,263.00
10004	POPULAR LIFE INSURANCE CO.LTD.	A	-8.59	73.30	67.00	3,350.00
10006	MEGHNA LIFE INSURANCE CO.LTD.	A	-8.11	85.00	78.10	780,211.00
11017	PIONEER INSURANCE COMPANY LTD	A	-7.40	77.00	71.30	57,054.70
17002	Apex Footwear Limited	A	-7.29	314.00	291.10	3,035,154.30

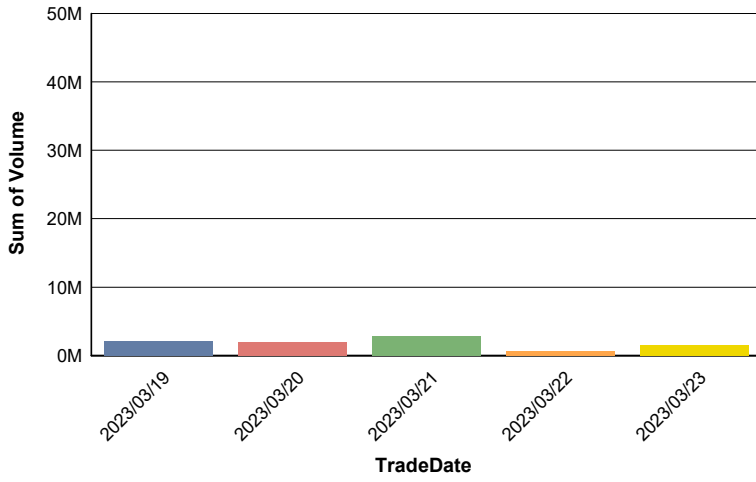
**TOP TEN COMPANIES BY TURNOVER**

Scrip ID	Scrip Name	Turnover (BDT)	Volume
18011	SEA PEARL BEACH RESORT & SPA LIMITED	237,240,989.40	826,359
32003	BEXIMCO LIMITED	60,958,869.80	572,474
14023	RANGPUR DAIRY & FOOD PROD. LTD	41,999,541.90	995,423
12024	H.R.TEXTILE MILLS LIMITED	30,182,760.00	279,470
13027	ORION PHARMA LIMITED	21,159,410.70	261,759
23005	SHINEPUKUR CERAMICS LIMITED	16,816,359.70	373,427
24011	GENEX INFOSYS LIMITED	13,157,005.00	142,797
10010	RUPALI LIFE INSURANCE CO. LTD.	11,980,968.40	121,393
24013	eGENERATION LIMITED	11,501,785.40	260,162
25002	IDLC FINANCE LIMITED	10,363,928.00	225,080

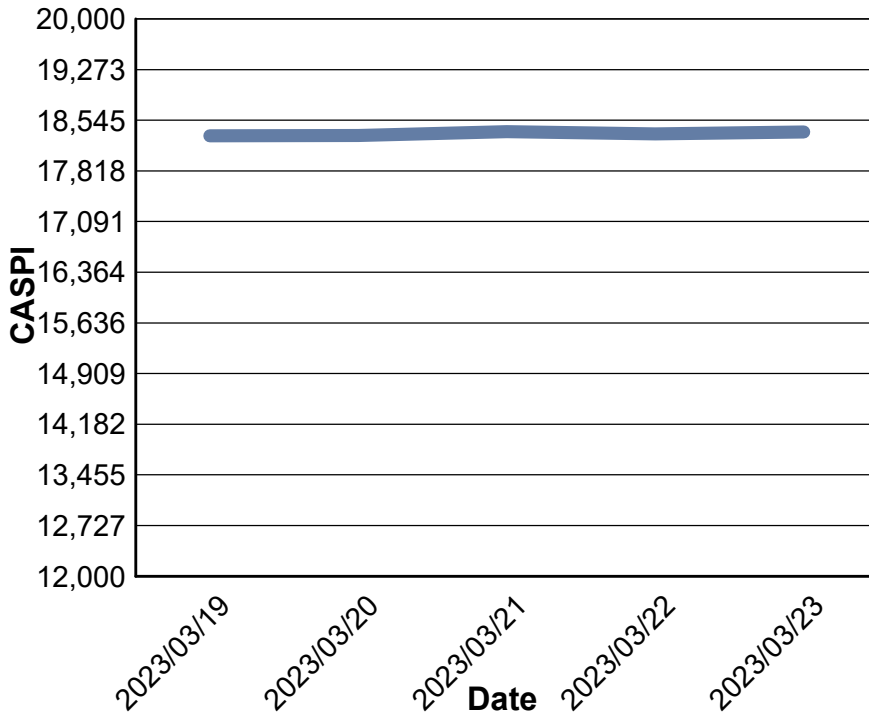
**Data for Turnover Value**



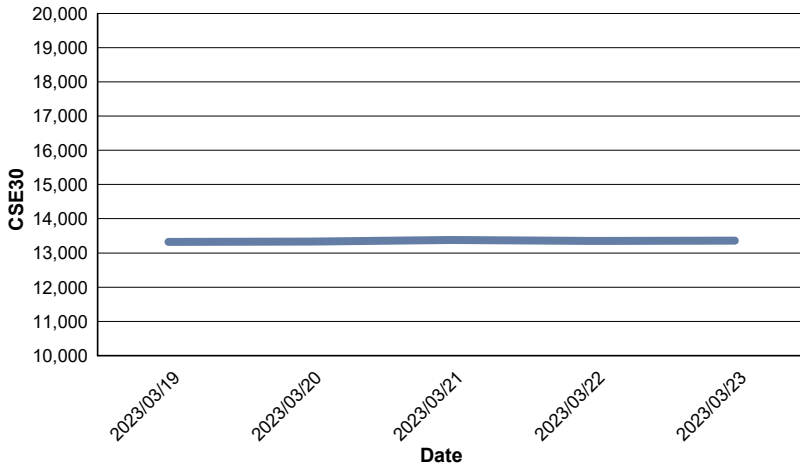
### Data for Turnover Volume



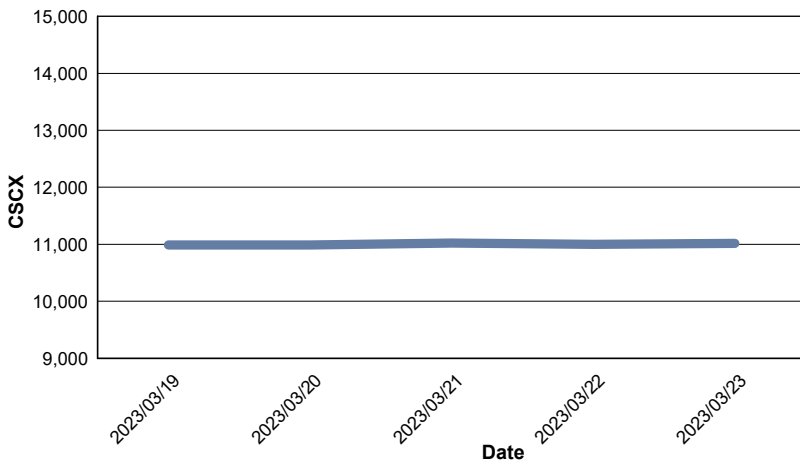
### CASPI Index



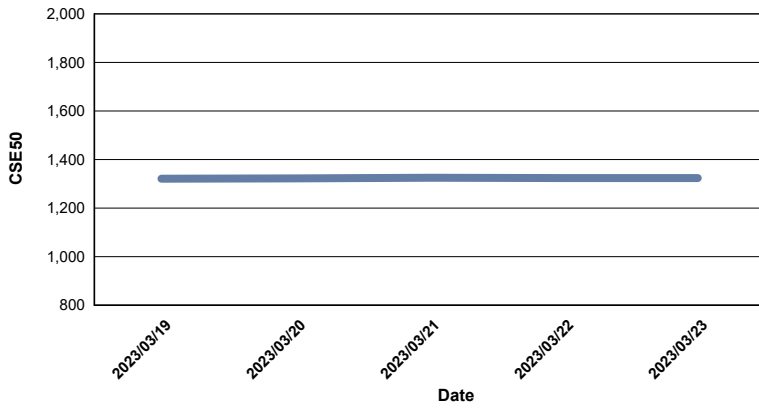
### Index CSE30



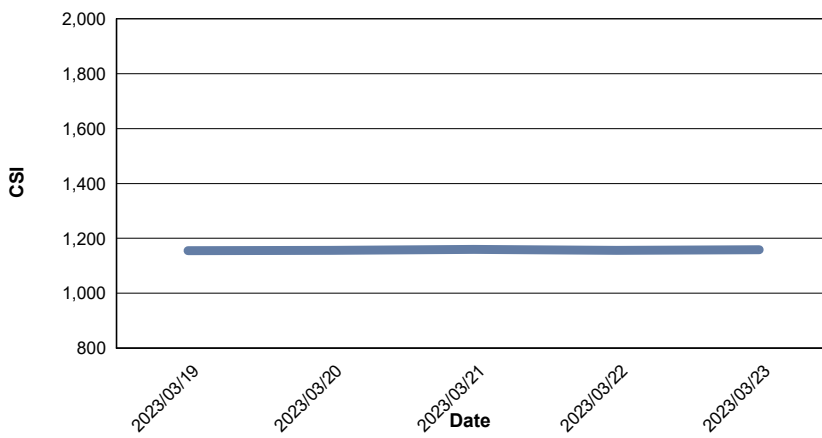
### Index CSCX



### Index CSE50



### Index CSI



### Index CSESMEX

