

Chittagong Stock Exchange

02-Aug-18

Weekly Market Summary

Week: 2018-07-29 to 2018-08-02 (5 days)

Total Turnover (BDT) :	1,819,000,474.30
Volume of Share (Nos):	50,526,995.00
Total Contact(Nos)	58,946
Total Scrip Traded	289

CATEGORY WISE TURNOVER		
Group	Turnover Value(BDT)	% of Total
A	1,612,668,556.00	88.63
B	91,578,239.20	5.03
N	93,481,914.40	5.14
Z	21,271,764.70	1.17

MAJOR INDICES IN THE WEEK					
Date	CASPI	CSE30	CSCX	CSE50	CSI
07/26/2018	16373.2499	14476.0948	9909.9569	1,175.35	1,128.25
08/02/2018	16592.8738	14530.0432	10043.1360	1,197.52	1,126.95
change in %	1.3414	0.3727	1.3439	1.89	-0.12

SCRIP PERFORMANCE IN THE WEEK	
Advanced	136
Declined	137
No Change	16
Total Traded Issues	289

TOP TEN GAINER COMPANIES BY CLOSING PRICE							
Scrip ID	Scrip Name	Category	Week		Closing	Turnover (BDT)	
			Difference	Opening			
25019	NATIONAL HOUSING FIN.& INV.LTD	A	29.82	39.90	51.80	2,803,870.00	
24005	INTECH ONLINE LIMITED	A	29.03	21.70	28.00	15,161,199.40	
12057	SIMTEX INDUSTRIES LIMITED	A	24.69	33.20	41.40	11,489,878.50	
17008	LEGACY FOOTWEAR LIMITED	A	22.48	184.10	225.50	13,577,451.30	
14018	BANGAS LIMITED	Z	19.43	256.80	306.70	2,375,994.10	
25012	IPDC FINANCE LIMITED	A	17.36	28.80	33.80	705,633.00	
10012	SUNLIFE INSURANCE COMPANY LTD.	Z	17.28	21.40	25.10	853,656.40	
22023	MERCANTILE BANK LIMITED	A	15.92	15.70	18.20	6,768,849.10	
22032	TRUST BANK LIMITED	A	14.82	26.30	30.20	1,090,181.70	
11037	PROVATI INSURANCE CO. LTD	A	14.72	16.30	18.70	758,517.90	

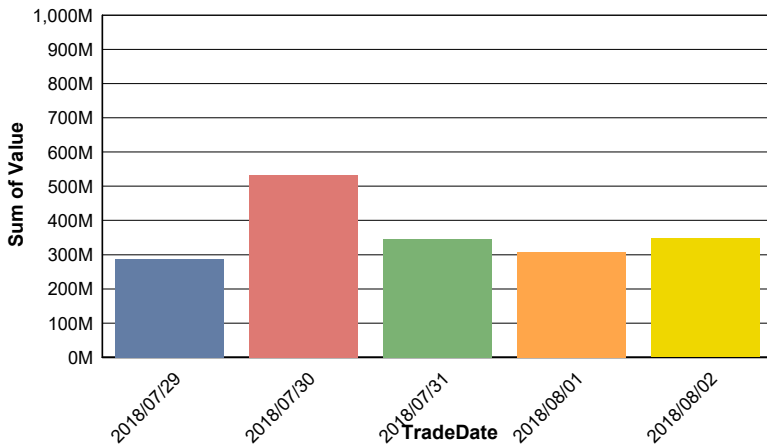
TOP TEN LOSER COMPANIES BY CLOSING PRICE

Scrip ID	Scrip Name	Category	Week Difference	Opening	Closing	Turnover (BDT)
20020	INTRACO REFUELING STATION LTD.	N	-16.75	40.00	33.30	21,123,238.70
14021	BEACH HATCHERY LTD.	Z	-14.67	10.90	9.30	854,955.40
19010	KHULNA PRINTING & PACKAGING LTC	Z	-12.74	20.40	17.80	2,630,301.70
32007	IMAM BUTTON INDUSTRIES LTD	Z	-12.40	27.40	24.00	61,921.00
25005	MIDAS FINANCING LIMITED	A	-10.61	24.50	21.90	2,124,004.40
17007	SAMATA LEATHER COMPLEX LTD	Z	-9.09	59.40	54.00	37,417.00
21032	AIBL 1ST ISLAMIC MUTUAL FUND	A	-9.09	7.70	7.00	630.00
24009	IT CONSULTANTS LIMITED	A	-8.77	60.40	55.10	11,594,827.20
16025	BENGAL WINDSOR THERMOPLASTIC	A	-8.57	42.00	38.40	4,882,090.90
23005	SHINEPUKUR CERAMICS LIMITED	Z	-8.54	19.90	18.20	584,661.40

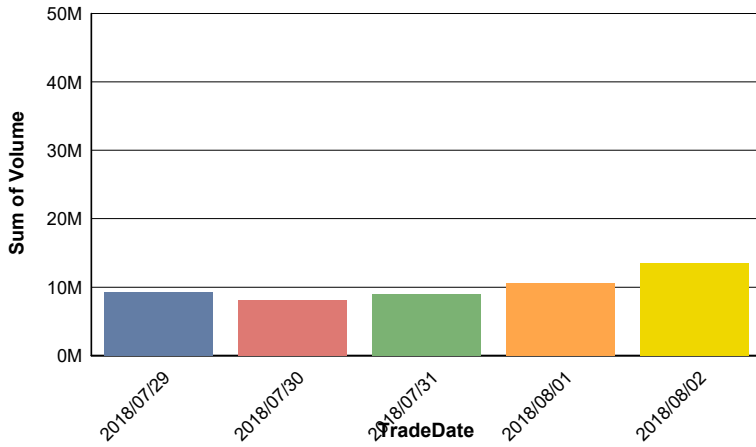
TOP TEN COMPANIES BY TURNOVER

Scrip ID	Scrip Name	Turnover (BDT)	Volume
32009	BRITISH AMERICAN TOBACCO BD CO	394,251,000.00	121,308
17010	FORTUNE SHOES LIMITED	61,356,621.50	1,663,122
16035	BBS CABLES LTD.	39,458,256.10	380,605
19011	BASHUNDHARA PAPER MILLS LTD.	39,008,731.90	296,906
12024	H.R.TEXTILE MILLS LIMITED	38,276,510.50	613,702
32003	BEXIMCO LIMITED	37,048,026.50	1,455,134
25010	LANKABANGLA FINANCE LIMITED	35,075,146.20	1,328,739
12059	DRAGON SWEATER & SPINNING LTD.	34,504,462.60	755,422
15009	LAFARGE HOLCIM BANGLADESH LIMITED	30,186,336.50	537,673
12052	HAMID FABRICS LTD.	29,278,246.00	951,799

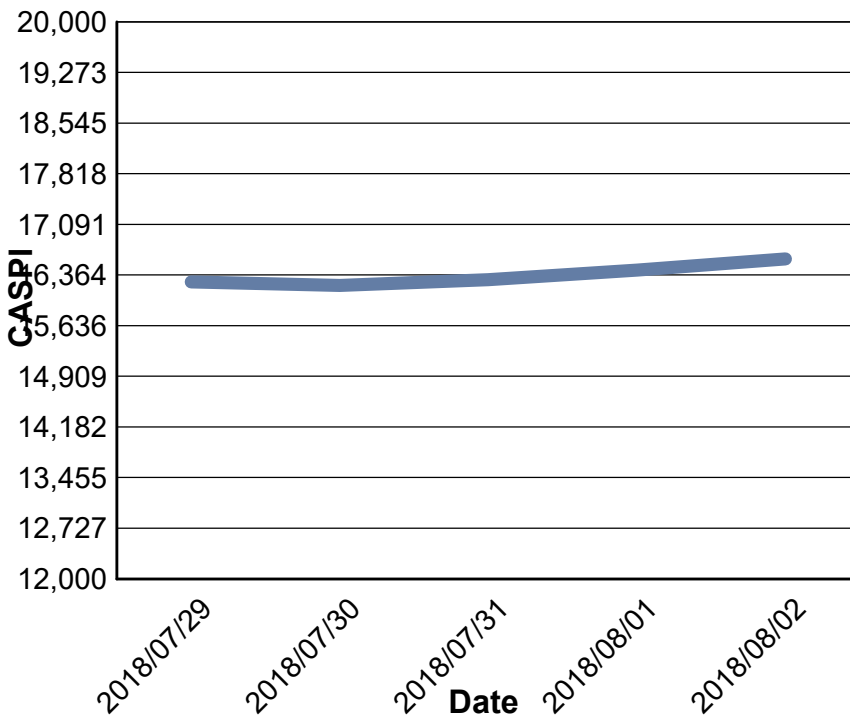
Data for Turnover Value



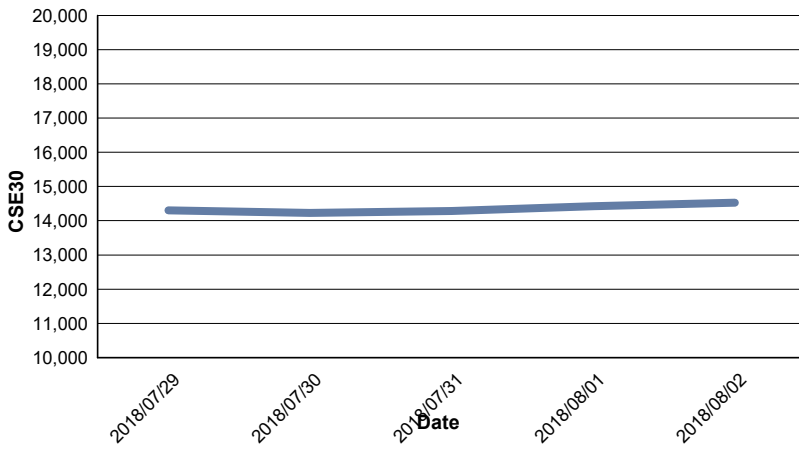
Data for Turnover Volume



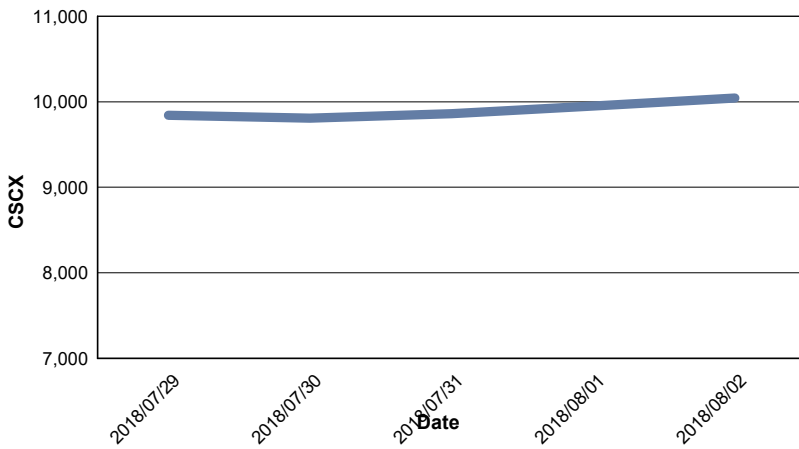
CASPI Index



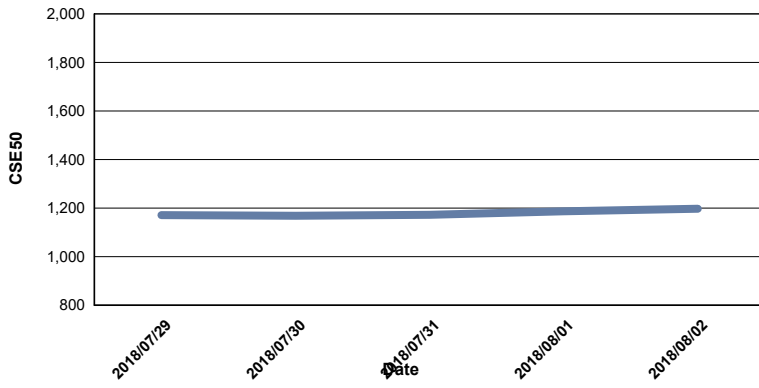
Index CSE30



Index CSCX



Index CSE50



Index CSI

