

Chittagong Stock Exchange

17-Aug-22

Weekly Market Summary

Week: 2022-08-14 to 2022-08-17 (Total 3 days excluding 15th August 2022)

Total Turnover (BDT) :	586,335,582.20
Volume of Share (Nos):	21,453,892.00
Total Contact(Nos)	26,308
Total Scrip Traded	325

CATEGORY WISE TURNOVER		
Group	Turnover Value(BDT)	% of Total
A	348,899,976.80	59.50
B	145,450,683.10	24.80
N	86,426,754.50	14.74
Z	5,558,167.80	0.95

MAJOR INDICES IN THE WEEK						
Date	CASPI	CSE30	CSCX	CSE50	CSI	CSESMEX
08/11/2022	18127.6820	13263.2913	10859.8919	1,325.44	1,148.89	3,247.19
08/17/2022	18369.9235	13352.1101	11005.9433	1,338.87	1,168.70	3,197.98
change in %	1.3363	0.6697	1.3449	1.01	1.72	-1.52

SCRIP PERFORMANCE IN THE WEEK	
Advanced	184
Declined	54
No Change	87
Total Traded Issues	325

TOP TEN GAINER COMPANIES BY CLOSING PRICE						
Scrip ID	Scrip Name	Category	Week		Closing	Turnover (BDT)
			Difference	Opening		
12022	SONARGAON TEXTILES LIMITED	B	29.57	61.20	79.30	1,473,648.00
25013	UNION CAPITAL LIMITED	B	15.38	9.10	10.50	4,408,389.10
10012	SUNLIFE INSURANCE COMPANY LTD.	B	14.80	62.80	72.10	457,882.10
13008	ORION INFUSION LIMITED	A	14.67	126.10	144.60	3,810,246.30
12031	SAFKO SPINNING MILLS LTD	B	11.26	28.40	31.60	4,523,110.70
16034	KDS ACCESSORIES LIMITED	A	11.00	80.90	89.80	18,419,758.00
25008	PREMIER LEASING & FINANCE LTD	B	10.95	7.30	8.10	939,301.70
12049	HWA WELL TEXTILES (BD) LTD.	A	10.13	51.30	56.50	857,169.50
13601	MAMUN AGRO PRODUCTS LIMITED	N	10.00	29.00	31.90	3,190.00
16601	NIALCO ALLOYS LIMITED	N	10.00	49.00	53.90	6,208,950.00

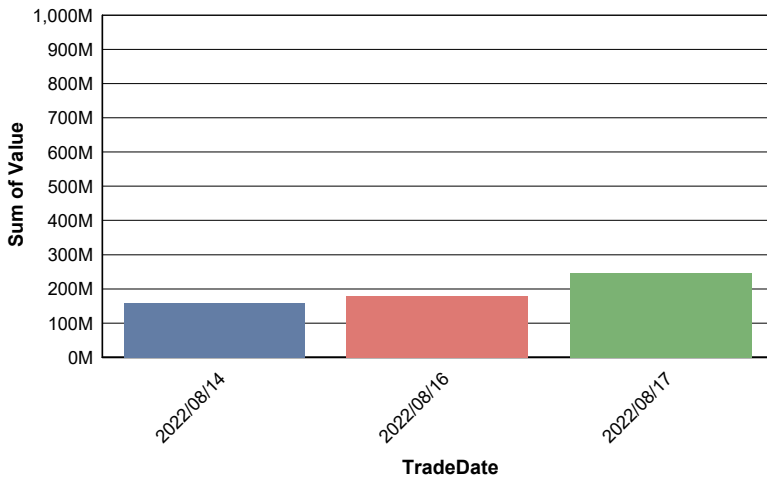
TOP TEN LOSER COMPANIES BY CLOSING PRICE

Scrip ID	Scrip Name	Category	Week Difference	Opening	Closing	Turnover (BDT)
12601	APEX WEAVING & FINISHING MILLS	N	-9.09	38.50	35.00	254,660.00
11043	GLOBAL INSURANCE COMPANY LTD.	A	-8.60	37.20	34.00	54,810.00
16603	MOSTAFA METAL INDUSTRIES LTD.	N	-7.61	38.10	35.20	739,000.00
21049	SEML IBBL SHARIAH FUND	A	-7.44	9.40	8.70	8,700.00
11022	ASIA PACIFIC GEN INS CO LTD	A	-7.02	49.80	46.30	205,760.00
16036	OIMEX ELECTRODE LIMITED	A	-4.02	19.90	19.10	541,717.70
21044	ASIAN TIGER SANDHANI LIFE GROWT	A	-4.00	10.00	9.60	208,124.60
11034	MERCANTILE INSURANCE CO.LTD.	A	-3.43	34.90	33.70	50,887.00
13603	BD PAINTS LIMITED	N	-3.39	53.00	51.20	1,567,975.00
13015	WATA CHEMICALS LTD.	A	-3.33	210.10	203.10	12,402.00

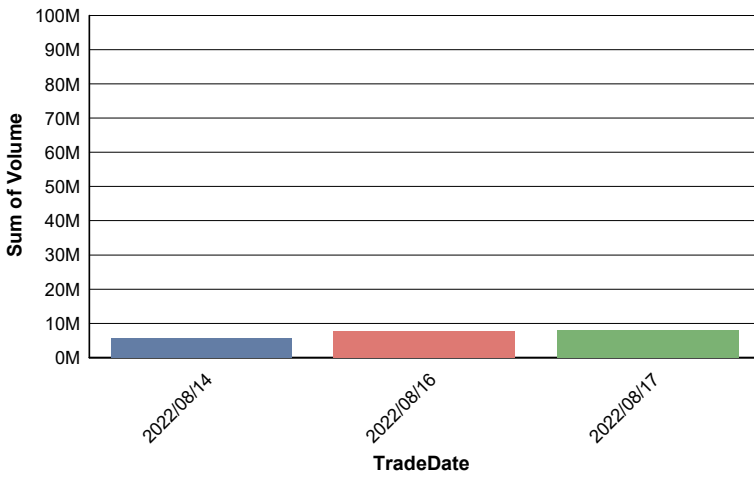
TOP TEN COMPANIES BY TURNOVER

Scrip ID	Scrip Name	Turnover (BDT)	Volume
13002	SQUARE PHARMACEUTICALS LIMITED	29,659,572.50	139,090
32003	BEXIMCO LIMITED	25,726,912.10	215,256
32603	KRISHIBID FEED LIMITED	22,038,510.00	521,560
14602	ACHIA SEA FOODS LIMITED	18,892,151.80	383,294
16034	KDS ACCESSORIES LIMITED	18,419,758.00	222,636
32009	BRITISH AMERICAN TOBACCO BD CO	17,863,889.30	34,285
13005	BEXIMCO PHARMACEUTICALS LTD	17,343,329.90	105,269
25010	LANKABANGLA FINANCE LIMITED	13,221,037.90	499,952
18010	SAIF POWERTEC LIMITED	12,754,385.70	391,065
32025	JMI HOSPITAL REQUISITE MFG. LTD.	12,222,063.70	165,144

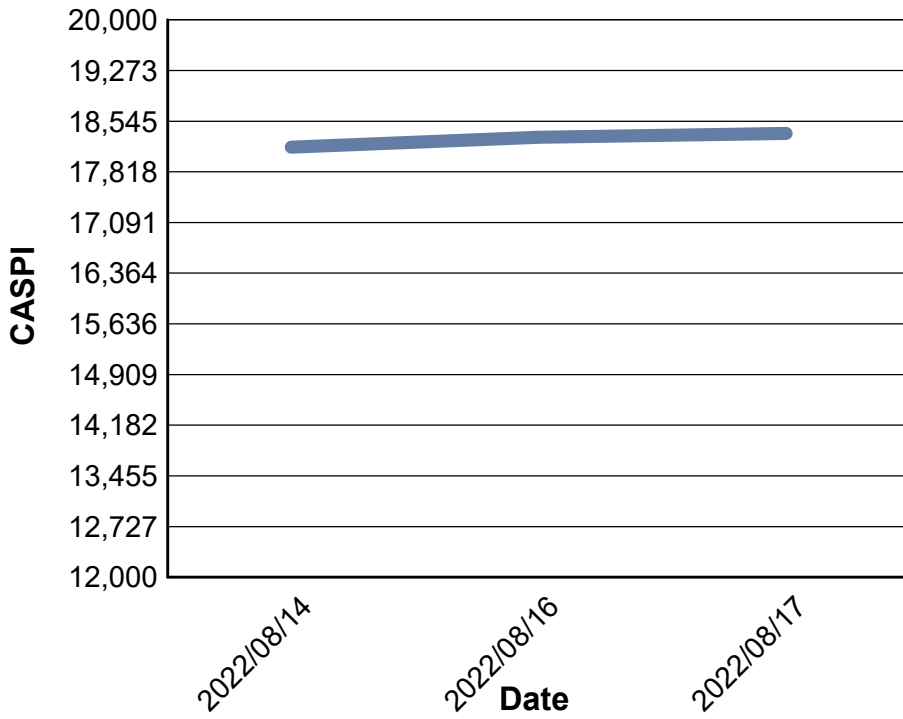
Data for Turnover Value



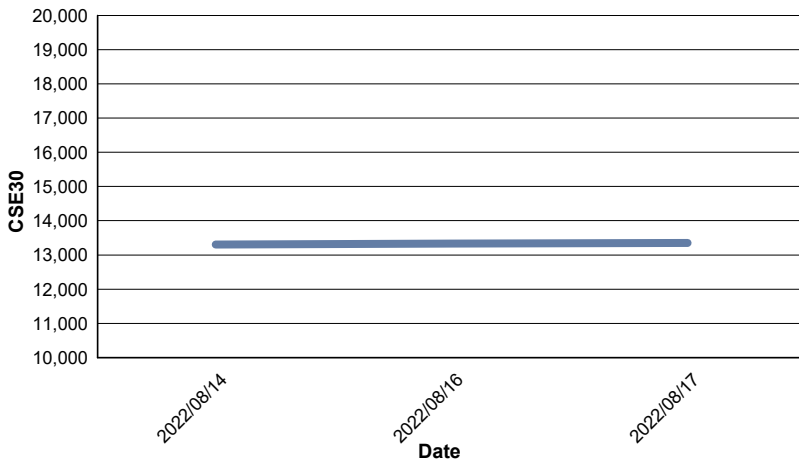
Data for Turnover Volume



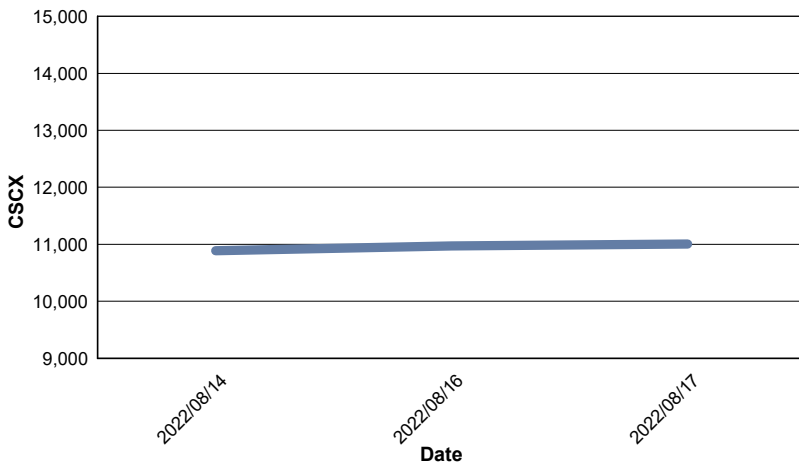
CASPI Index



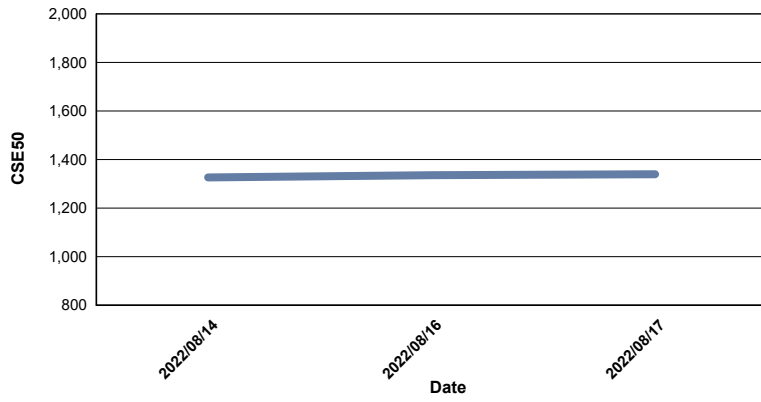
Index CSE30



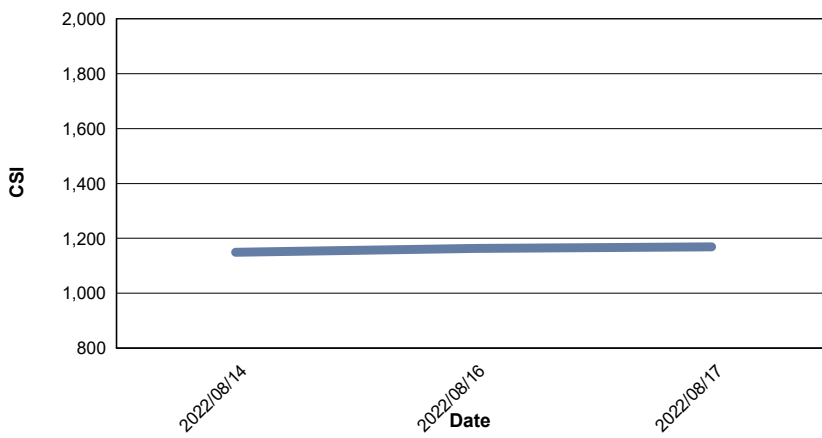
Index CSCX



Index CSE50



Index CSI



Index CSESMEX

