

Chittagong Stock Exchange

Weekly Market Summary

26-Sep-24

Week: 2024-09-22 to 2024-09-26 (Total 5 Days)

Total Turnover (BDT) :	726,022,738.50
Volume of Share (Nos):	22,246,500.00
Total Contact(Nos)	16,598
Total Scrip Traded	327

CATEGORY WISE TURNOVER		
Group	Turnover Value(BDT)	% of Total
A	438,872,872.70	60.44
B	116,446,205.20	16.04
N	165,028,163.40	22.73
Z	5,675,497.20	0.78

MAJOR INDICES IN THE WEEK						
Date	CASPI	CSE30	CSCX	CSE50	CSI	CSESMEX
09/19/2024	16191.8951	12984.1647	9760.4326	1,200.41	1,039.93	2,521.29
09/26/2024	15793.2254	12823.1408	9571.3343	1,193.61	1,026.40	2,477.74
change in %	-2.4622	-1.2402	-1.9374	-0.57	-1.30	-1.73

SCRIP PERFORMANCE IN THE WEEK	
Advanced	59
Declined	255
No Change	13
Total Traded Issues	327

TOP TEN GAINER COMPANIES BY CLOSING PRICE						
Scrip ID	Scrip Name	Category	Week Difference	Opening	Closing	Turnover (BDT)
22008	ISLAMI BANK BANGLADESH PLC.	A	30.42	49.30	64.30	43,223,601.10
10012	SUNLIFE INSURANCE COMPANY LTD.	B	28.09	48.40	62.00	153,244.70
22027	SOCIAL ISLAMI BANK PLC.	A	27.45	10.20	13.00	10,164,825.80
12026	TAMIJUDDIN TEXTILE MILLS PLC	A	20.94	125.10	151.30	288.90
11036	ISLAMI INSURANCE BANGLADESH LT	A	19.94	36.60	43.90	253,246.00
25009	ISLAMIC FINANCE & INVESTMENT	B	15.27	14.40	16.60	4,417,500.10
12012	ALIF INDUSTRIAL LIMITED	A	15.25	91.10	105.00	107,601.00
21016	GRAMEEN MF ONE : SCHEME TWO	A	14.07	13.50	15.40	3,094,403.00
12069	ESQUIRE KNIT COMPOSITE PLC.	A	13.80	21.00	23.90	253,769.40
22033	FIRST SECURITY ISLAMI BANK PLC.	A	11.59	6.90	7.70	7,264,402.30

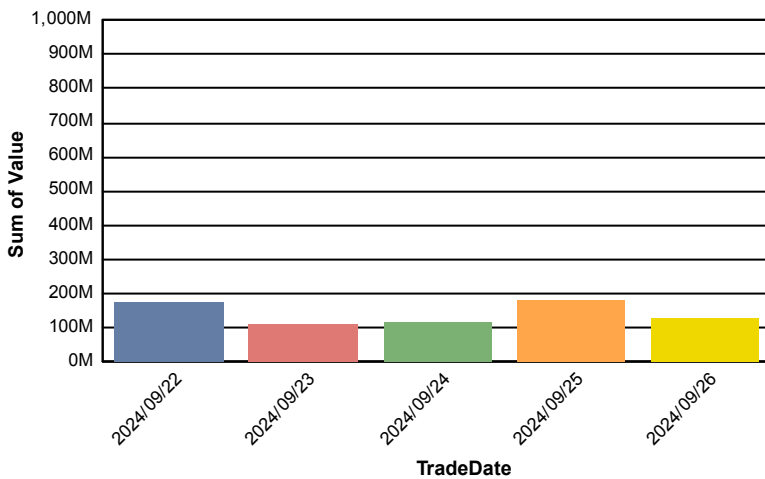
TOP TEN LOSER COMPANIES BY CLOSING PRICE

Scrip	Scrip Name	Category	Week Difference	Opening	Closing	Turnover (BDT)
32022	Yeakin Polymer Limited	Z	-24.28	14.00	10.60	97,634.50
13037	NAVANA PHARMACEUTICALS PLC.	A	-23.43	64.00	49.00	1,730,481.20
32019	KHAN BROTHERS PP WOVEN BAG INDUS*	B	-23.21	170.60	131.00	37,899,117.60
20010	KHULNA POWER COMPANY LIMITED	Z	-23.17	16.40	12.60	1,866,128.00
20021	ASSOCIATED OXYGEN LIMITED	Z	-22.58	21.70	16.80	377,563.00
16026	BANGLADESH BUILDING SYSTEMS LT	B	-22.14	14.00	10.90	1,289,835.00
19010	KHULNA PRINTING & PACKAGING LTD.	Z	-21.87	12.80	10.00	373,681.10
23005	SHINEPUKUR CERAMICS LIMITED	B	-21.83	17.40	13.60	1,399,143.80
14017	FU-WANG FOODS LIMITED	B	-21.34	17.80	14.00	1,139,820.20
32007	HAMI INDUSTRIES LTD	Z	-20.81	110.00	87.10	44,682.30

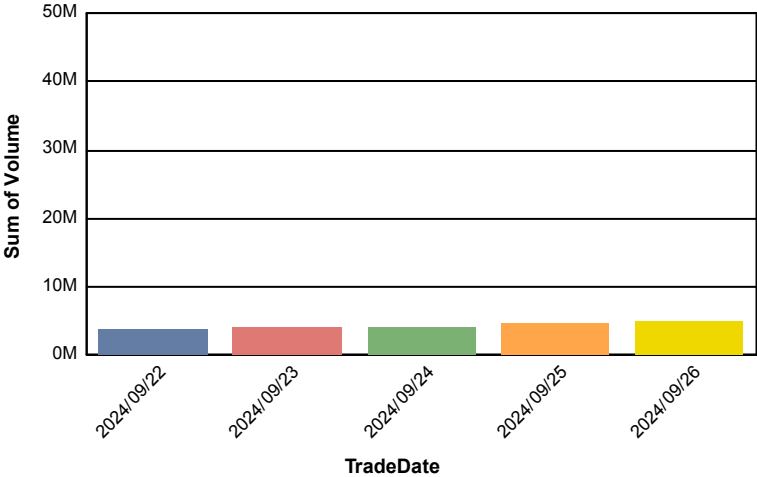
TOP TEN COMPANIES BY TURNOVER

Scrip ID	Scrip Name	Turnover (BDT)	Volume
13603	BD PAINTS LIMITED	150,340,350.00	3,912,400
11027	PARAMOUNT INSURANCE CO. LTD	85,194,609.00	1,823,270
16019	SINGER BANGLADESH LIMITED	45,004,446.00	300,032
22008	ISLAMI BANK BANGLADESH PLC.	43,223,601.10	704,090
32019	KHAN BROTHERS PP WOVEN BAG INDUSTRI	37,899,117.60	287,473
11006	CENTRAL INSURANCE COMPANY LTD	26,608,830.00	503,030
26001	GRAMEENPHONE LIMITED	24,716,099.60	71,281
10008	PRAGATI LIFE INSURANCE LTD.	18,046,750.00	74,700
26003	ROBI AXIATA LIMITED	15,782,304.70	548,728
22027	SOCIAL ISLAMI BANK PLC.	10,164,825.80	830,524

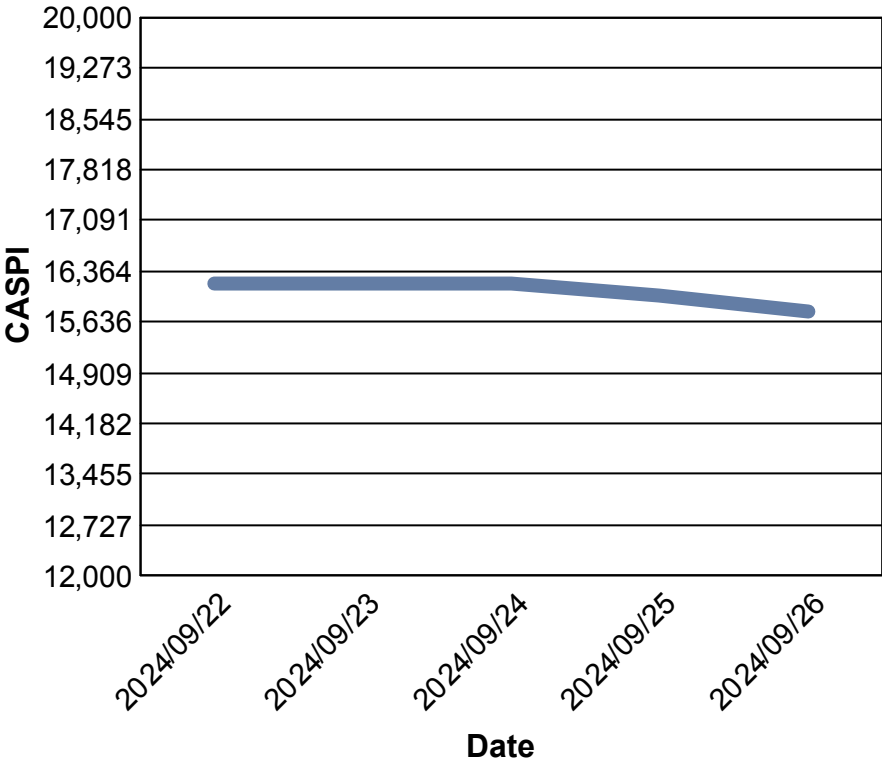
Data for Turnover Value



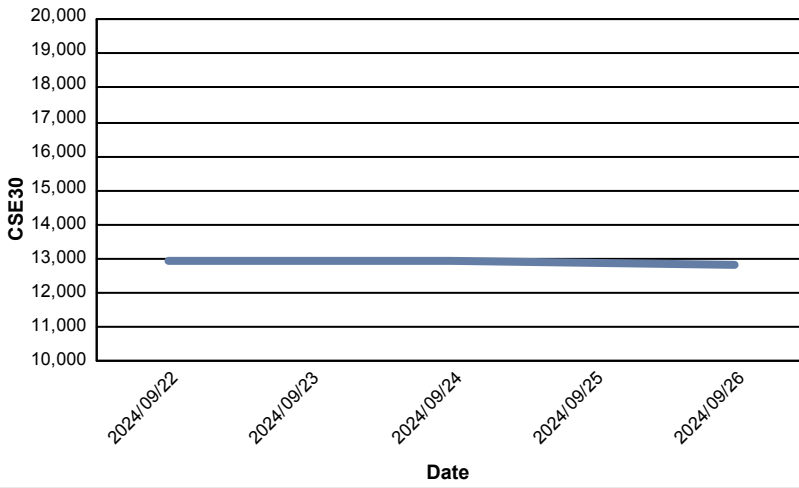
Data for Turnover Volume



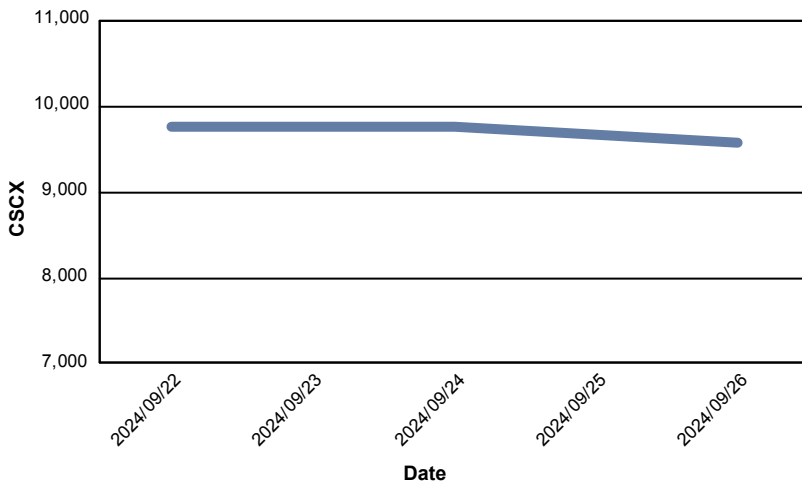
CASPI Index



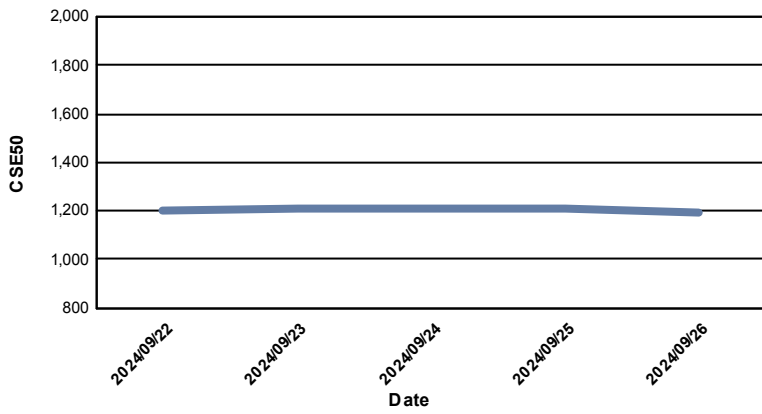
Index CSE30



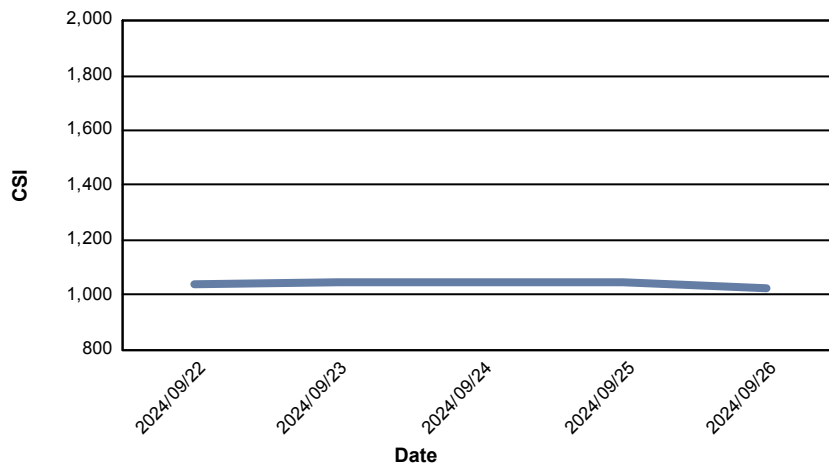
Index CSCX



Index CSE50



Index CSI



Index CSESMEX

