

# Chittagong Stock Exchange

16-Aug-18

## Weekly Market Summary

Week: 2018-08-12 to 2018-08-16 (4 days)

<b>Total Turnover (BDT) :</b>	1,279,487,387.80
<b>Volume of Share (Nos):</b>	43,196,807.00
<b>Total Contact(Nos)</b>	45,373
<b>Total Scrip Traded</b>	284

CATEGORY WISE TURNOVER		
Group	Turnover Value(BDT)	% of Total
A	1,106,383,159.10	86.45
B	44,476,973.80	3.47
N	89,732,627.50	7.01
Z	38,894,627.40	3.04

MAJOR INDICES IN THE WEEK					
Date	CASPI	CSE30	CSCX	CSE50	CSI
08/09/2018	16630.3817	14598.4974	10068.6836	1,204.85	1,113.42
08/16/2018	16814.6487	14670.5224	10181.0660	1,230.91	1,113.13
change in %	1.1080	0.4934	1.1162	2.16	-0.03

SCRIP PERFORMANCE IN THE WEEK	
Advanced	134
Declined	138
No Change	12
Total Traded Issues	284

TOP TEN GAINER COMPANIES BY CLOSING PRICE							
Scrip ID	Scrip Name	Category	Week		Closing	Turnover (BDT)	
			Difference	Opening			
25005	MIDAS FINANCING LIMITED	A	18.57	21.00	24.90	2,165,711.50	
22027	SOCIAL ISLAMI BANK LIMITED	A	17.72	15.80	18.60	5,948,266.70	
25008	PREMIER LEASING & FINANCE LTD	A	16.16	9.90	11.50	1,740,626.60	
25011	BD INDUSTRIAL FINANCE CO. LTD	Z	15.78	5.70	6.60	75,353.70	
25013	UNION CAPITAL LIMITED	B	13.17	12.90	14.60	2,142,273.50	
11001	RUPALI INSURANCE COMPANY LTD	A	12.97	18.50	20.90	473,470.90	
22014	DHAKA BANK LIMITED	A	11.48	14.80	16.50	10,456,755.00	
22017	DUTCH-BANGLA BANK LIMITED	A	11.20	120.50	134.00	3,666,258.80	
22005	RUPALI BANK LIMITED	A	10.88	38.60	42.80	28,055,837.10	
11029	CONTINENTAL INSURANCE LIMITED	A	10.85	17.50	19.40	95,219.50	

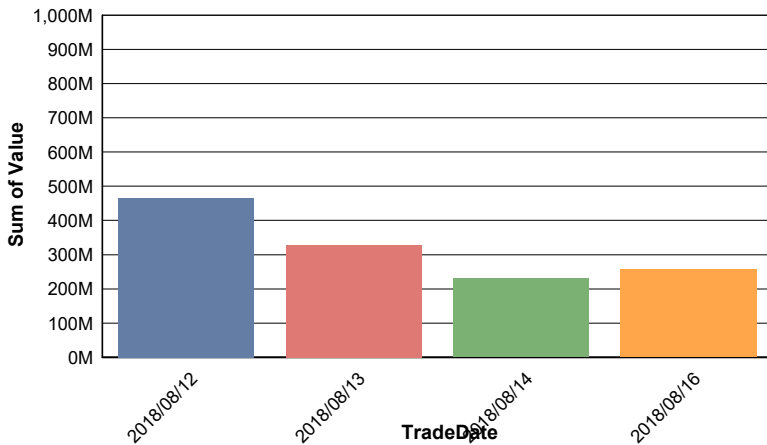
**TOP TEN LOSER COMPANIES BY CLOSING PRICE**

Scrip ID	Scrip Name	Category	Week Difference	Opening	Closing	Turnover (BDT)
10011	PADMA ISLAMI LIFE INSURANCE LT	Z	-22.22	31.50	24.50	3,902,636.80
17007	SAMATA LEATHER COMPLEX LTD	Z	-21.89	50.70	39.60	62,697.60
12059	DRAGON SWEATER & SPINNING LTD.	A	-19.57	47.00	37.80	4,428,348.80
12065	AMAN COTTON FIBROUS LTD.	N	-19.43	70.50	56.80	31,801,554.70
16034	KDS ACCESSORIES LIMITED	A	-18.32	104.80	85.60	3,714,524.90
12024	H.R.TEXTILE MILLS LIMITED	A	-10.45	55.50	49.70	353,699.50
18009	THE PENINSULA CHITTAGONG LTD.	B	-10.39	35.60	31.90	7,047,862.90
16021	GOLDEN SON LIMITED	Z	-10.00	10.00	9.00	172,087.30
12030	SAIHAM TEXTILE MILLS LTD	A	-9.90	33.30	30.00	6,805,659.10
12002	PRIME TEXTILE SPINNING MILLS	A	-9.88	33.40	30.10	2,161,699.50

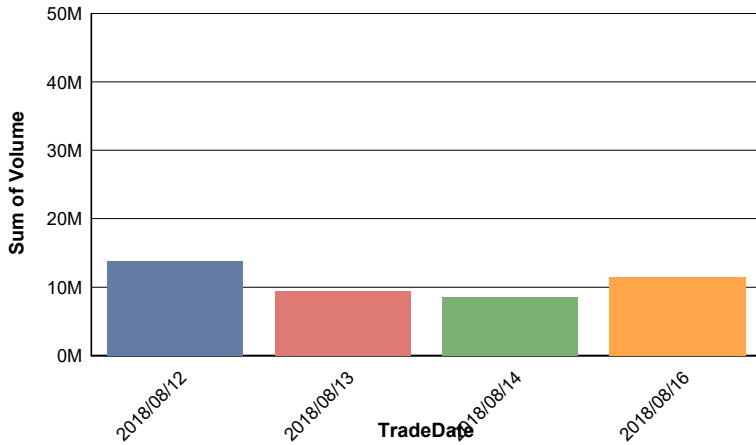
**TOP TEN COMPANIES BY TURNOVER**

Scrip ID	Scrip Name	Turnover (BDT)	Volume
12046	PARAMOUNT TEXTILE LIMITED	186,802,289.70	2,834,139
32009	BRITISH AMERICAN TOBACCO BD CO	66,000,000.00	20,000
12052	HAMID FABRICS LTD.	50,537,375.00	1,594,032
16035	BBS CABLES LTD.	42,659,088.60	351,854
19011	BASHUNDHARA PAPER MILLS LTD.	34,634,242.80	288,975
12062	SHEPHERD INDUSTRIES LIMITED	34,064,871.30	999,925
25010	LANKABANGLA FINANCE LIMITED	33,824,458.00	1,243,032
12065	AMAN COTTON FIBROUS LTD.	31,801,554.70	507,478
22002	AB BANK LIMITED	30,486,771.90	2,637,815
22005	RUPALI BANK LIMITED	28,055,837.10	694,346

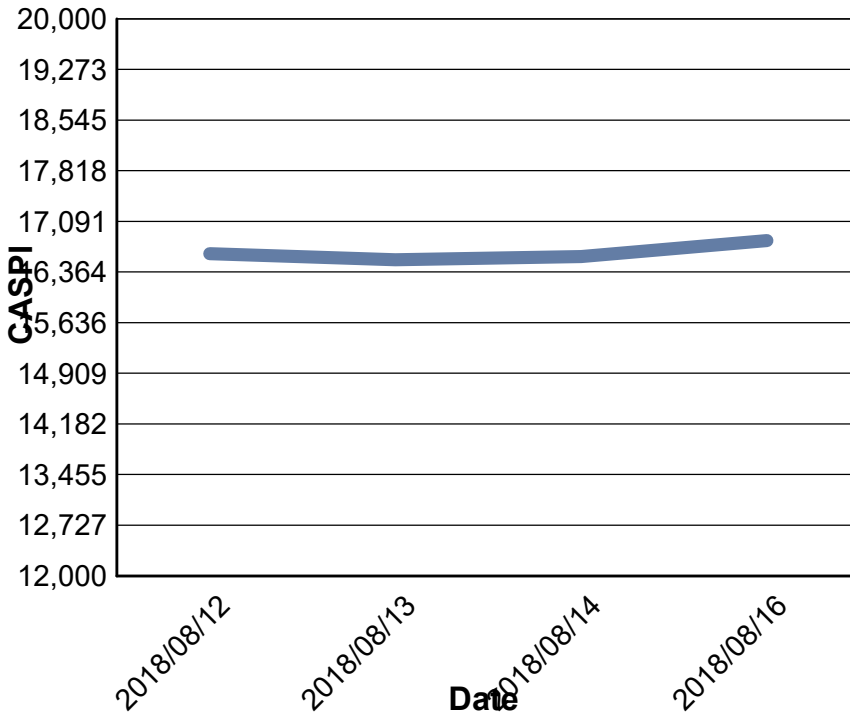
**Data for Turnover Value**



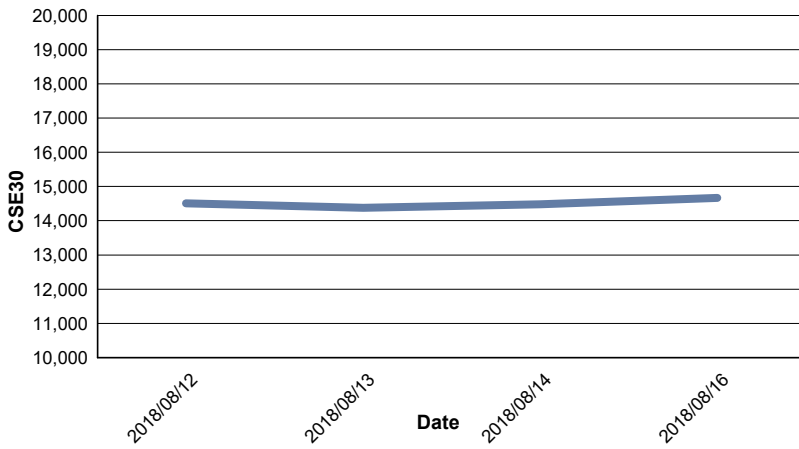
### Data for Turnover Volume



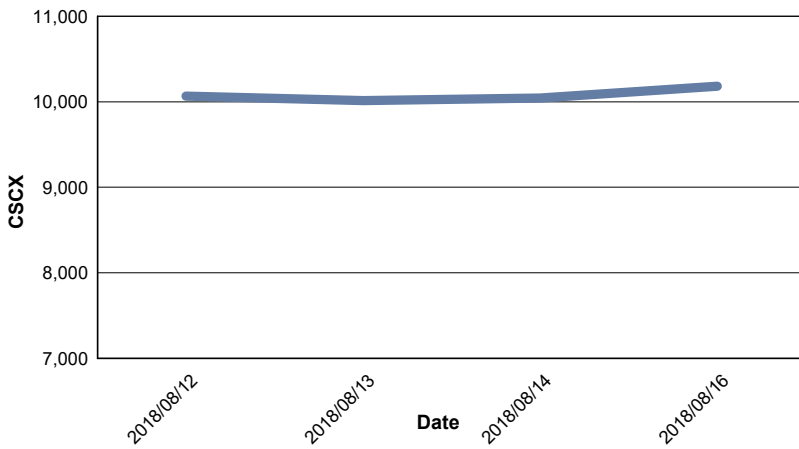
### CASPI Index



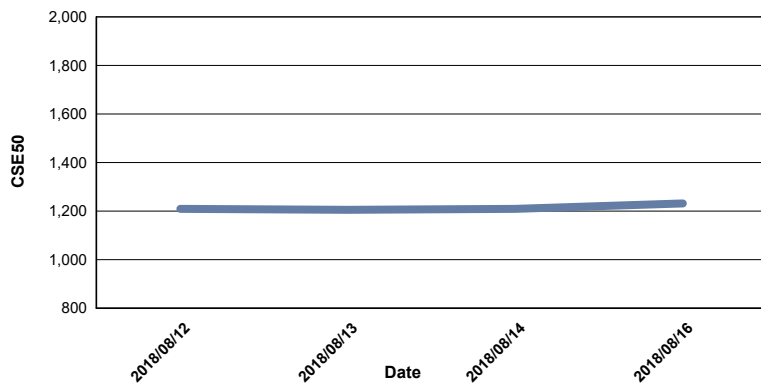
### Index CSE30



### Index CSCX



### Index CSE50



### Index CSI

