

Chittagong Stock Exchange

16-Jan-20

Weekly Market Summary

Week: 2020-01-12 to 2020-01-16 (5 days)

Total Turnover (BDT) :	552,484,576.10
Volume of Share (Nos):	30,620,760.00
Total Contact(Nos)	48,951
Total Scrip Traded	298

CATEGORY WISE TURNOVER		
Group	Turnover Value(BDT)	% of Total
A	305,380,799.40	55.27
B	111,875,762.20	20.25
N	127,633,660.50	23.09
Z	7,594,354.00	1.37

MAJOR INDICES IN THE WEEK					
Date	CASPI	CSE30	CSCX	CSE50	CSI
01/09/2020	12768.9405	10759.2815	7735.1243	924.59	812.27
01/16/2020	12600.8595	10866.4842	7634.7614	925.38	802.31
change in %	-1.3163	0.9964	-1.2975	0.09	-1.23

SCRIP PERFORMANCE IN THE WEEK	
Advanced	47
Declined	231
No Change	20
Total Traded Issues	298

TOP TEN GAINER COMPANIES BY CLOSING PRICE							
Scrip ID	Scrip Name	Category	Week		Closing	Turnover (BDT)	
			Difference	Opening			
18007	UNITED AIRWAYS (BD) LTD.	Z	15.38	1.30	1.50	886,781.50	
12022	SONARGAON TEXTILES LIMITED	Z	14.69	27.90	32.00	60,506.00	
14026	OLYMPIC INDUSTRIES LIMITED	A	13.67	157.20	178.70	471,022.50	
12023	DELTA SPINNERS LIMITED	Z	11.11	4.50	5.00	1,064,338.60	
12049	HWA WELL TEXTILES (BD) LTD.	A	11.11	28.80	32.00	224,690.30	
25004	FIRST FINANCE LIMITED	Z	11.11	4.50	5.00	1,508.80	
32006	GQ BALL PEN INDUSTRIES LIMITED	A	10.52	74.10	81.90	26,356.90	
22029	BRAC BANK LIMITED	A	9.26	46.40	50.70	3,349,090.90	
17002	Apex Footwear Limited	A	8.18	220.00	238.00	215,795.00	
10003	SANDHANI LIFE INSURANCE CO.LTD	A	6.97	21.50	23.00	54,115.00	

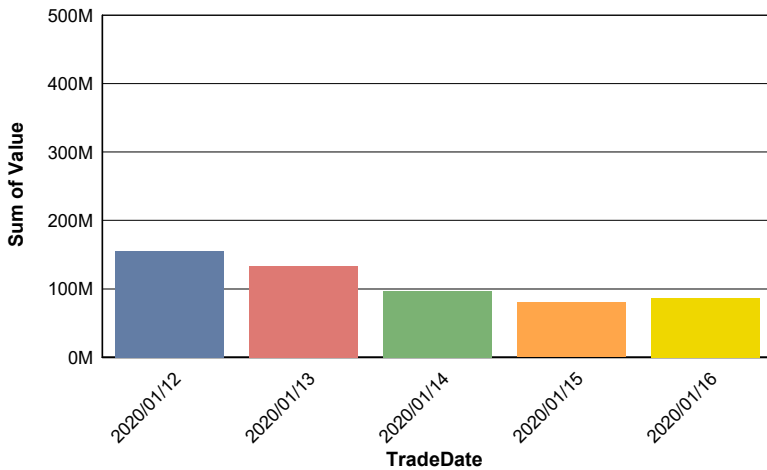
TOP TEN LOSER COMPANIES BY CLOSING PRICE

Scrip ID	Scrip Name	Category	Week Difference	Opening	Closing	Turnover (BDT)
11014	EASTERN INSURANCE COMPANY LTD	A	-27.33	43.90	31.90	287,399.00
16038	S. S. STEEL LIMITED	N	-27.14	22.10	16.10	9,193,941.40
24012	ADN TELECOM LIMITED	N	-21.91	47.00	36.70	49,610,799.90
14025	GOLDEN HARVEST AGRO INDS LTD.	A	-18.18	17.60	14.40	556,210.10
12071	RING SHINE TEXTILES LTD.	N	-17.77	9.00	7.40	48,650,219.80
25022	FAREAST FINANCE & INVESTMENT L	Z	-17.14	3.50	2.90	22,773.20
11034	MERCANTILE INSURANCE CO.LTD.	A	-17.10	30.40	25.20	14,926.00
12055	ZAHEEN SPINNING LTD.	B	-16.09	8.70	7.30	511,431.80
12066	VFS THREAD DYEING LIMITED	A	-15.70	19.10	16.10	2,952,008.30
19006	SINOBANGLA INDUSTRIES LIMITED	A	-15.57	68.70	58.00	337,027.60

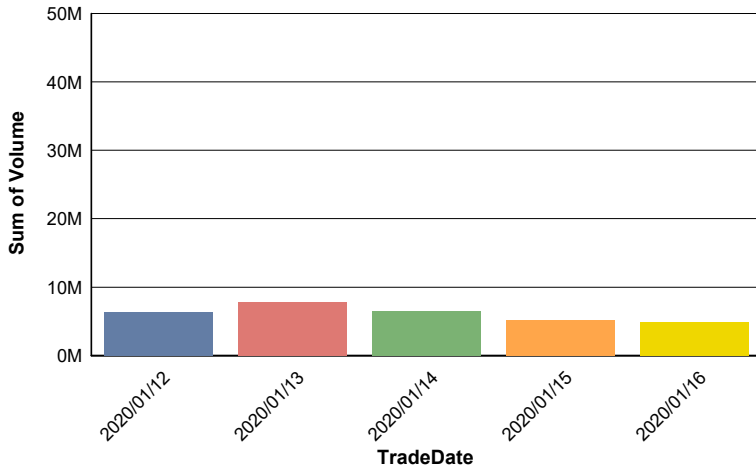
TOP TEN COMPANIES BY TURNOVER

Scrip ID	Scrip Name	Turnover (BDT)	Volume
15009	LAFARGE HOLCIM BANGLADESH LIMITED	80,923,576.50	1,960,760
13023	BEACON Pharmaceuticals Ltd.	51,629,787.90	1,127,086
24012	ADN TELECOM LIMITED	49,610,799.90	1,184,317
12071	RING SHINE TEXTILES LTD.	48,650,219.80	6,078,584
32003	BEXIMCO LIMITED	14,988,659.50	1,119,927
25010	LANKABANGLA FINANCE LIMITED	14,185,376.00	918,976
16030	WESTERN MARINE SHIPYARD LTD.	11,600,880.30	920,472
13002	SQUARE PHARMACEUTICALS LIMITED	10,532,403.30	61,893
16038	S. S. STEEL LIMITED	9,193,941.40	507,933
18011	SEA PEARL BEACH RESORT & SPA LIMITED	7,842,172.10	185,628

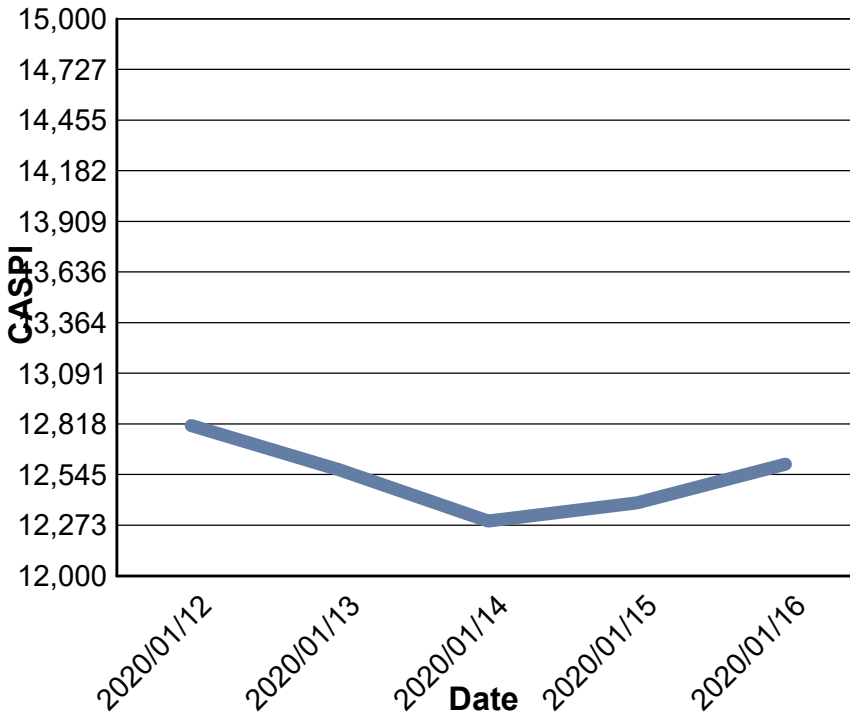
Data for Turnover Value



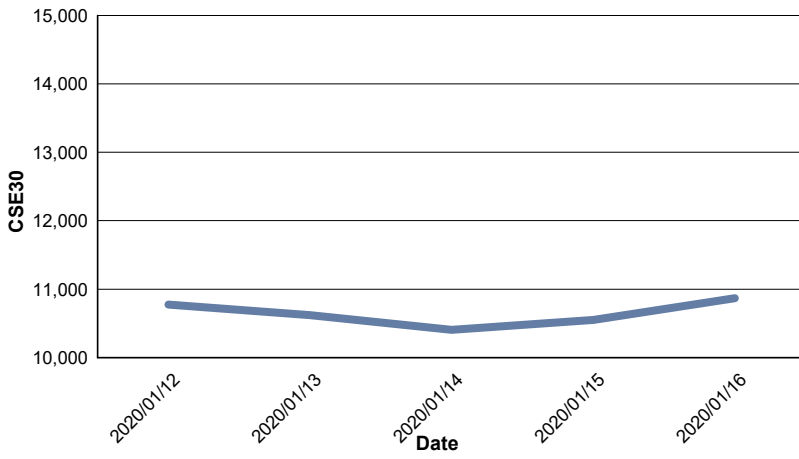
Data for Turnover Volume



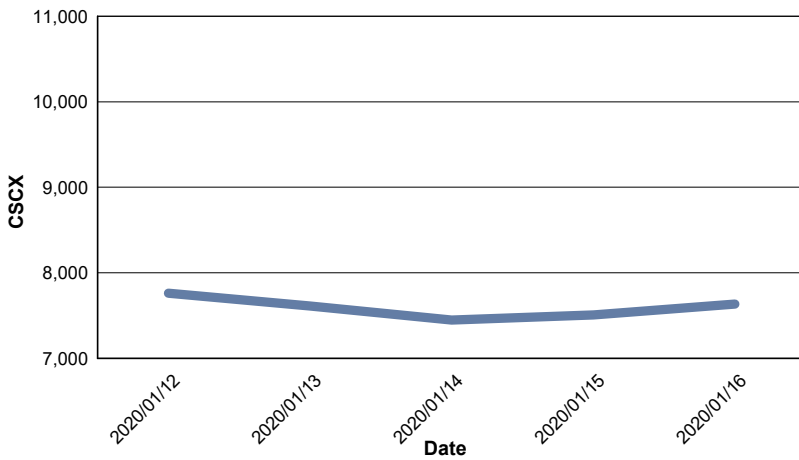
CASPI Index



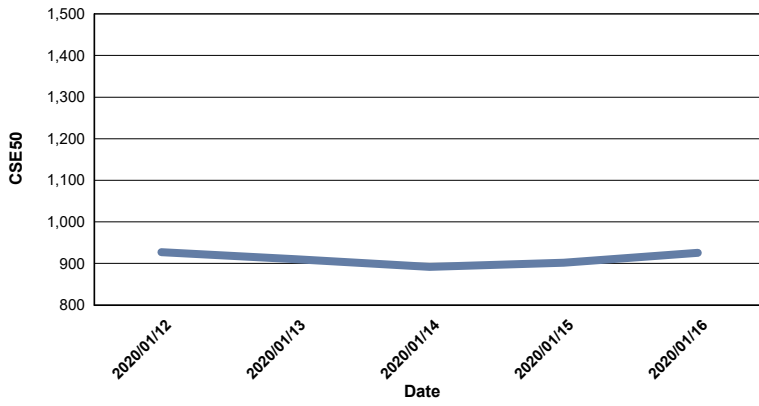
Index CSE30



Index CSCX



Index CSE50



Index CSI

