

Chittagong Stock Exchange

21-Jan-21

Weekly Market Summary

Week: 2021-01-17 to 2021-01-21 (5 days)

Total Turnover (BDT) :	4,539,067,692.20
Volume of Share (Nos):	122,788,280.00
Total Contact(Nos)	115,898
Total Scrip Traded	313

CATEGORY WISE TURNOVER		
Group	Turnover Value(BDT)	% of Total
A	2,148,381,103.80	47.31
B	490,934,786.60	10.81
N	1,873,612,283.10	41.25
Z	26,139,518.70	0.57

MAJOR INDICES IN THE WEEK					
Date	CASPI	CSE30	CSCX	CSE50	CSI
01/14/2021	17225.1685	13600.4271	10391.1033	1,308.99	1,095.00
01/21/2021	17021.0878	13405.1056	10272.4362	1,293.00	1,081.33
change in %	-1.1848	-1.4361	-1.1420	-1.22	-1.25

SCRIP PERFORMANCE IN THE WEEK	
Advanced	83
Declined	185
No Change	45
Total Traded Issues	313

TOP TEN GAINER COMPANIES BY CLOSING PRICE							
Scrip ID	Scrip Name	Category	Week Difference	Week		Turnover (BDT)	
				Opening	Closing		
20022	ENERGY PAC POWER GENERATION LTD	N	147.09	31.00	76.60	8,999,341.60	
11037	PROVATI INSURANCE CO. LTD	A	21.12	71.00	86.00	811,842.20	
11036	ISLAMI INSURANCE BANGLADESH LTD	A	18.75	40.00	47.50	2,728,956.00	
25014	BD FINANCE & INVESTMENT CO LTD	A	15.27	28.80	33.20	59,359,435.10	
12025	ANLIMA YARN DYEING LIMITED	B	15.08	30.50	35.10	1,460,323.00	
20014	GBB POWER LIMITED	A	14.54	22.00	25.20	35,330,152.50	
11035	ASIA INSURANCE LIMITED	A	11.62	107.50	120.00	33,701,652.90	
10005	FAREAST ISLAMI LIFE INSURANCE	A	10.46	44.90	49.60	203,579.90	
20004	SUMMIT POWER LIMITED	A	8.87	49.60	54.00	79,512,064.00	
14022	FINE FOODS LIMITED	B	8.62	51.00	55.40	407,025.60	

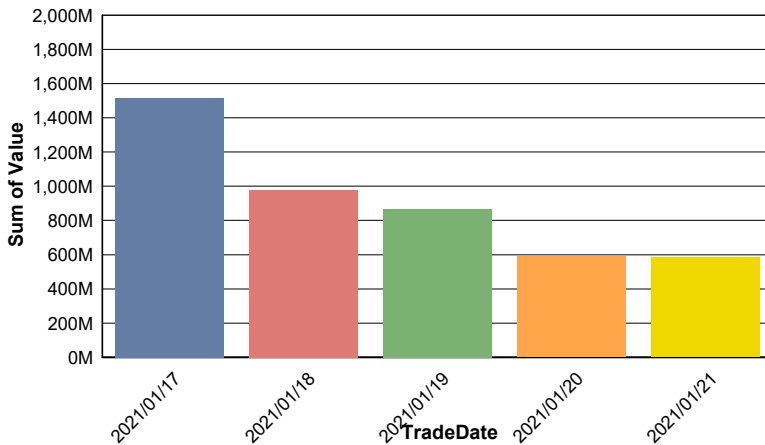
TOP TEN LOSER COMPANIES BY CLOSING PRICE

Scrip ID	Scrip Name	Category	Week Difference	Opening	Closing	Turnover (BDT)
12017	ALLTEX INDUSTRIES LIMITED	Z	-21.31	12.20	9.60	679,454.50
15009	LAFARGE HOLCIM BANGLADESH LIM	A	-15.40	68.80	58.20	94,094,437.70
16027	APPOLLO ISPAT COMPLEX LTD.	B	-12.35	8.90	7.80	12,444,410.70
24007	DAFFODIL COMPUTERS LIMITED	A	-12.02	68.20	60.00	46,383.50
12055	ZAHEEN SPINNING LTD.	B	-11.11	7.20	6.40	1,507,433.30
25013	UNION CAPITAL LIMITED	B	-10.89	10.10	9.00	3,430,350.40
25022	FAREAST FINANCE & INVESTMENT L	Z	-10.86	4.60	4.10	173,748.20
26003	ROBI AXIATA LIMITED	N	-10.57	69.00	61.70	1,793,564,526.10
21050	ICB AMCL FIRST AGRANI BANK MUTU	A	-10.00	9.00	8.10	247,050.00
21032	AIBL 1ST ISLAMIC MUTUAL FUND	A	-9.73	11.30	10.20	3,316,281.70

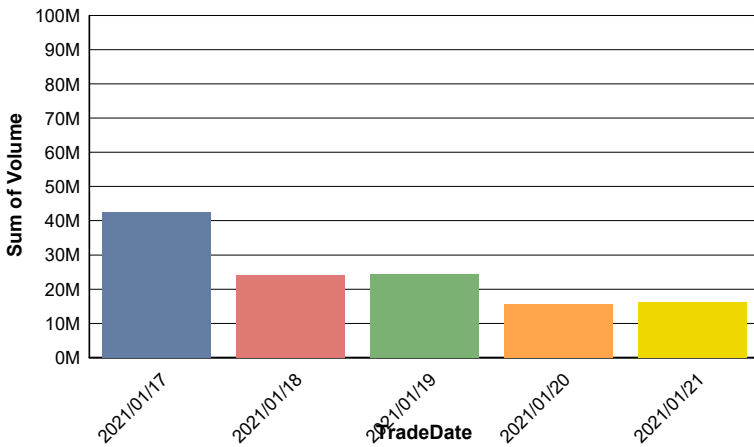
TOP TEN COMPANIES BY TURNOVER

Scrip ID	Scrip Name	Turnover (BDT)	Volume
26003	ROBI AXIATA LIMITED	1,793,564,526.10	28,967,952
32003	BEXIMCO LIMITED	275,223,532.60	3,410,450
32009	BRITISH AMERICAN TOBACCO BD CO	236,892,336.90	168,413
22003	NATIONAL BANK LIMITED	166,805,392.60	18,075,895
11014	EASTERN INSURANCE COMPANY LTD	142,670,500.00	1,337,120
25010	LANKABANGLA FINANCE LIMITED	114,568,204.90	2,598,024
16035	BBS CABLES LTD.	101,655,686.50	1,835,019
15009	LAFARGE HOLCIM BANGLADESH LIMITED	94,094,437.70	1,536,206
16034	KDS ACCESSORIES LIMITED	89,109,670.80	1,979,878
20004	SUMMIT POWER LIMITED	79,512,064.00	1,454,187

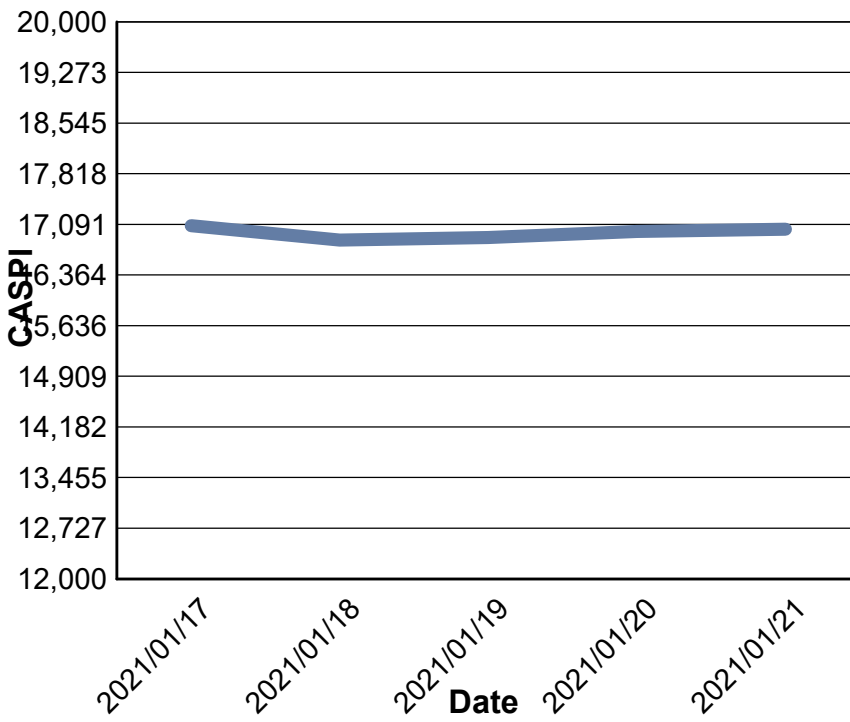
Data for Turnover Value



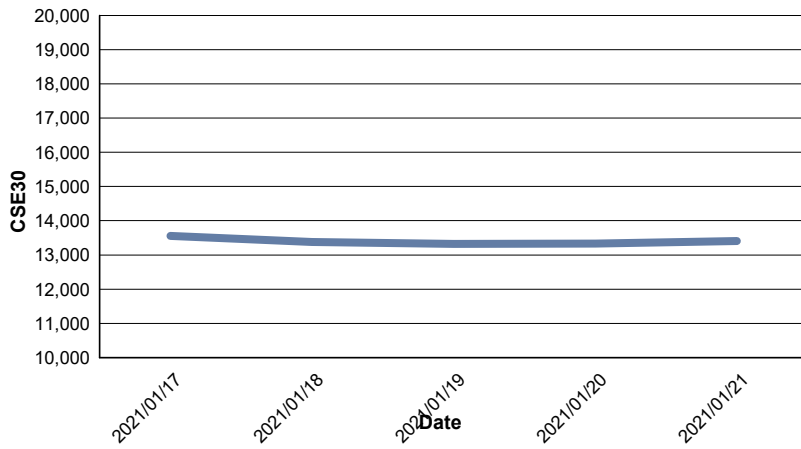
Data for Turnover Volume



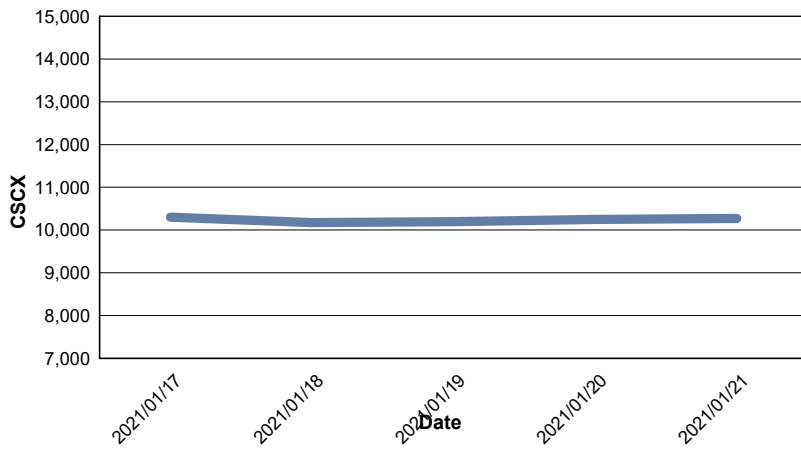
CASPI Index



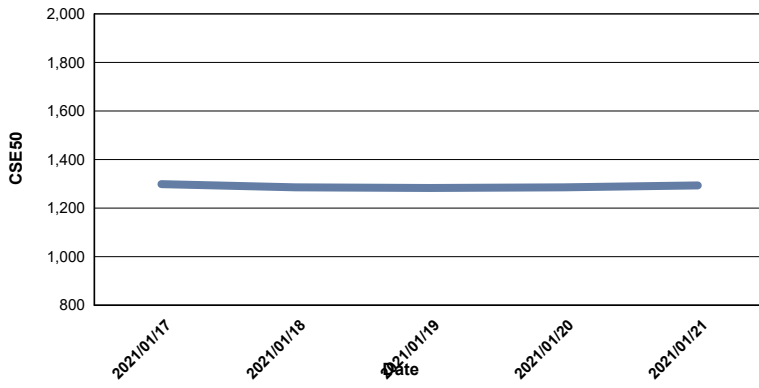
Index CSE30



Index CSCX



Index CSE50



Index CSI

