

Chittagong Stock Exchange

27-Sep-18

Weekly Market Summary

Week: 2018-09-23 to 2018-09-27 (5 days)

Total Turnover (BDT) :	2,386,070,046.60
Volume of Share (Nos):	40,087,994.00
Total Contact(Nos)	44,134
Total Scrip Traded	284

CATEGORY WISE TURNOVER		
Group	Turnover Value(BDT)	% of Total
A	2,228,858,415.40	93.39
B	60,766,184.70	2.54
N	82,581,685.70	3.46
Z	13,863,760.80	0.58

MAJOR INDICES IN THE WEEK					
Date	CASPI	CSE30	CSCX	CSE50	CSI
09/20/2018	16887.3038	14969.9871	10227.9108	1,216.43	1,122.91
09/27/2018	16441.0807	14627.6968	9958.7006	1,195.93	1,094.51
change in %	-2.6424	-2.2865	-2.6321	-1.69	-2.53

SCRIP PERFORMANCE IN THE WEEK	
Advanced	46
Declined	229
No Change	9
Total Traded Issues	284

TOP TEN GAINER COMPANIES BY CLOSING PRICE						
Scrip ID	Scrip Name	Category	Week Difference	Opening	Closing	Turnover (BDT)
11033	REPUBLIC INSURANCE COMPANY LTI	A	39.71	28.20	39.40	20,520,758.70
24003	INFORMATION SERVICES NETWORK I	Z	21.46	20.50	24.90	814,868.00
11021	NITOL INSURANCE COMPANY LTD	A	20.86	30.20	36.50	21,570.00
11013	PHOENIX INSURANCE COMPANY LTD	A	20.83	24.00	29.00	346,700.00
15011	PREMIER CEMENT MILLS LIMITED	A	16.96	82.50	96.50	46,074.70
11015	EASTLAND INSURANCE COMPANY LT	A	15.46	18.10	20.90	21,109.00
11038	DHAKA INSURANCE LIMITED	A	12.93	20.10	22.70	215,315.30
32023	SK TRIMS & INDUSTRIES LIMITED	N	12.63	27.70	31.20	30,784,754.20
11032	NORTHERN GENERAL INSURANCE C	A	9.94	18.10	19.90	4,135.00
11017	PIONEER INSURANCE COMPANY LTD	A	9.71	31.90	35.00	15,420,221.60

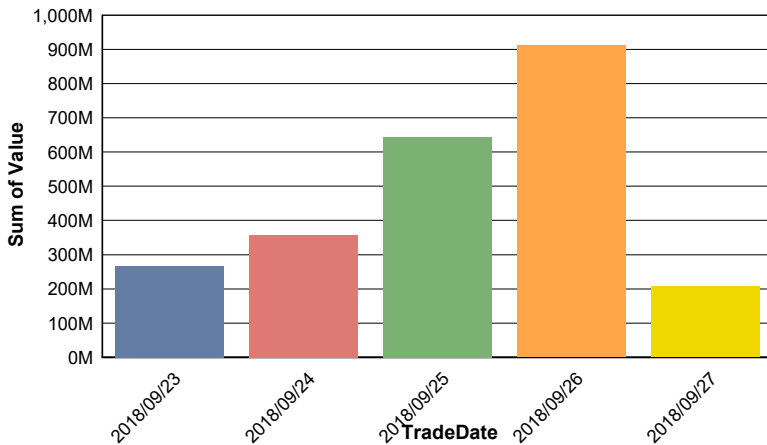
TOP TEN LOSER COMPANIES BY CLOSING PRICE

Scrip ID	Scrip Name	Category	Week Difference	Opening	Closing	Turnover (BDT)
12060	EVINCE TEXTILES LIMITED	Z	-39.33	15.00	9.10	8,336,969.80
13028	CENTRAL PHARMACEUTICALS LTD.	A	-22.97	14.80	11.40	9,414,177.50
12038	R. N. SPINNING MILLS LIMITED	A	-21.62	11.10	8.70	8,300,532.90
12047	MOZAFFAR HOSSAIN SPINNING MILL	B	-21.62	14.80	11.60	963,437.40
32022	Yeakin Polymer Limited	B	-19.62	15.80	12.70	639,527.40
16027	APPOLLO ISPAT COMPLEX LTD.	A	-19.29	11.40	9.20	10,188,936.60
25019	NATIONAL HOUSING FIN.& INV.LTD	A	-16.93	68.50	56.90	14,025,997.20
18009	THE PENINSULA CHITTAGONG LTD.	B	-16.56	32.00	26.70	16,131,220.90
12031	SAFKO SPINNING MILLS LTD	B	-15.88	21.40	18.00	3,412,514.40
20010	KHULNA POWER COMPANY LIMITED	A	-15.82	130.20	109.60	381,057,779.50

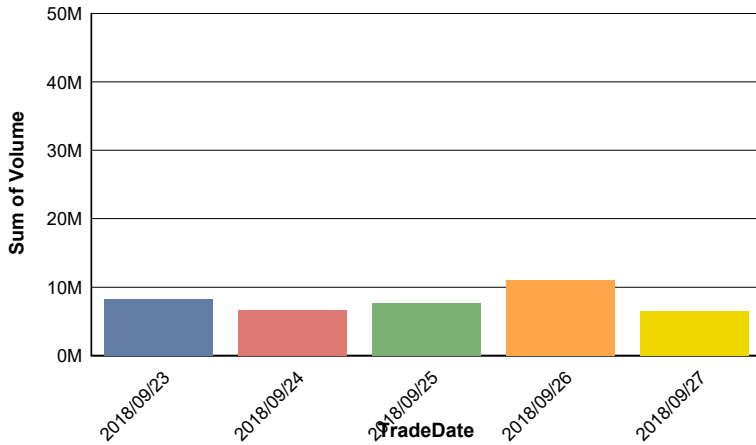
TOP TEN COMPANIES BY TURNOVER

Scrip ID	Scrip Name	Turnover (BDT)	Volume
15001	CONFIDENCE CEMENT LIMITED	418,687,297.50	1,928,551
20018	UNITED POWER GENERATION & DISTRIBUTION	397,596,565.80	1,255,125
20010	KHULNA POWER COMPANY LIMITED	381,057,779.50	3,151,481
13002	SQUARE PHARMACEUTICALS LIMITED	145,666,022.30	545,085
26001	GRAMEENPHONE LIMITED	95,235,881.10	260,841
16032	BANGLADESH STEEL RE-ROLLING MILLS LTD	67,593,681.60	658,453
16019	SINGER BANGLADESH LIMITED	50,938,305.00	231,904
24005	INTECH ONLINE LIMITED	37,773,174.10	615,037
13024	ACTIVE FINE CHEMICALS LTD.	33,819,487.10	776,905
32023	SK TRIMS & INDUSTRIES LIMITED	30,784,754.20	1,049,205

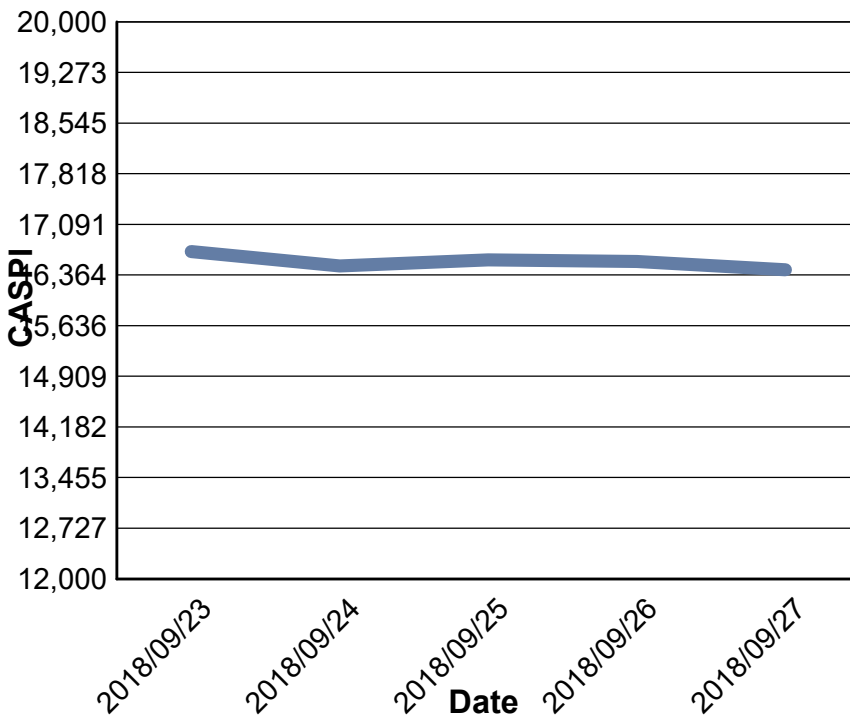
Data for Turnover Value



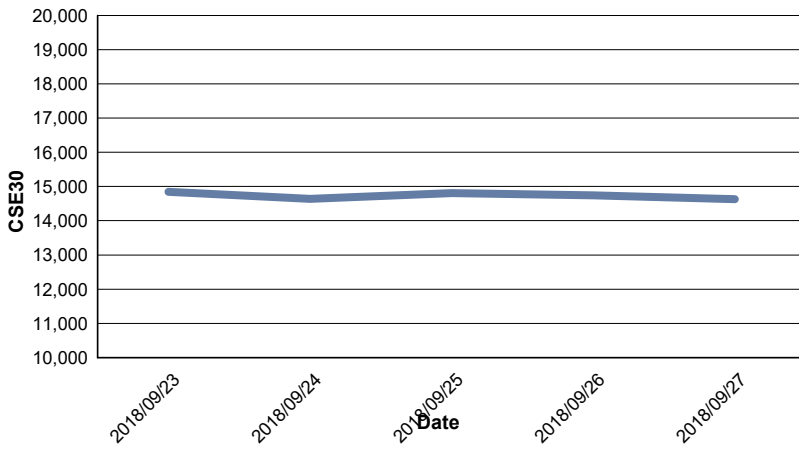
Data for Turnover Volume



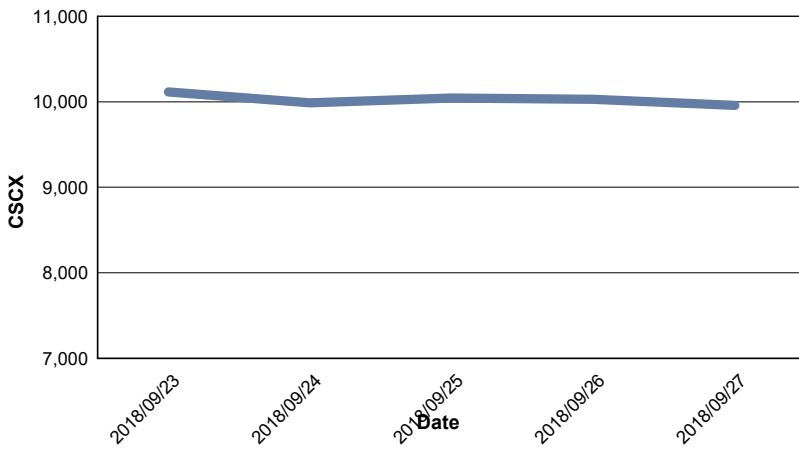
CASPI Index



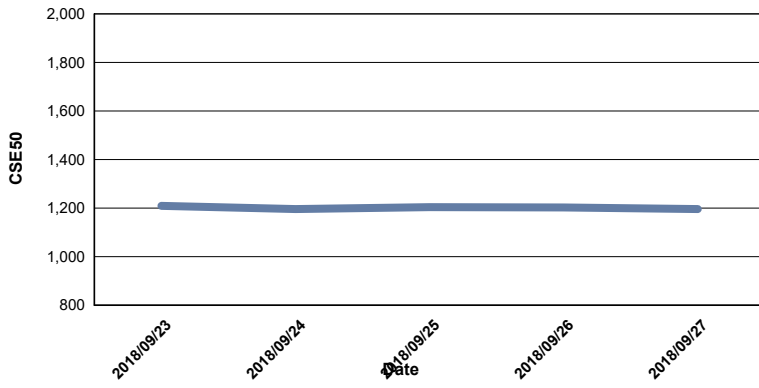
Index CSE30



Index CSCX



Index CSE50



Index CSI

