

# Chittagong Stock Exchange

21-Mar-24

## Weekly Market Summary

Week: 2024-03-18 to 2024-03-21 (4 days)

<b>Total Turnover (BDT) :</b>	660,196,358.00
<b>Volume of Share (Nos):</b>	20,007,807.00
<b>Total Contact(Nos)</b>	52,335
<b>Total Scrip Traded</b>	312

CATEGORY WISE TURNOVER		
Group	Turnover Value(BDT)	% of Total
A	317,719,836.20	48.12
B	158,856,817.60	24.06
N	168,291,923.80	25.47
Z	15,327,780.40	2.32

MAJOR INDICES IN THE WEEK						
Date	CASPI	CSE30	CSCX	CSE50	CSI	CSESMEX
03/14/2024	17090.3729	12811.9323	10261.8991	1,209.98	1,108.50	3,009.73
03/21/2024	16937.1946	12768.9825	10168.1128	1,199.83	1,094.69	3,005.89
change in %	-0.8963	-0.3352	-0.9139	-0.84	-1.25	-0.13

SCRIP PERFORMANCE IN THE WEEK	
Advanced	104
Declined	186
No Change	22
Total Traded Issues	312

TOP TEN GAINER COMPANIES BY CLOSING PRICE						
Scrip ID	Scrip Name	Category	Week		Closing	Turnover (BDT)
			Difference	Opening		
19601	WEB COATS PLC.	N	45.20	14.60	21.20	74.10
25002	IDLC FINANCE PLC.	A	45.16	15.50	22.50	6,828.70
32601	ORYZA AGRO INDUSTRIES LIMITED	N	19.93	30.10	36.10	6,304,118.70
21019	ICB AMCL SECOND MUTUAL FUND	A	16.88	7.70	9.00	4,038.00
13039	ASIATIC LABORATORIES LIMITED	N	14.69	38.80	44.50	126,523,543.80
11040	EXPRESS INSURANCE LIMITED	B	14.42	40.20	46.00	267,106.00
10012	SUNLIFE INSURANCE COMPANY LTD.	B	13.20	53.00	60.00	388,000.00
12017	ALLTEX INDUSTRIES LIMITED	Z	10.00	15.00	16.50	45,431.60
25005	MIDAS FINANCING LIMITED	B	10.00	10.00	11.00	3,300.00
24012	ADN TELECOM LIMITED	A	9.64	114.00	125.00	157,625.00

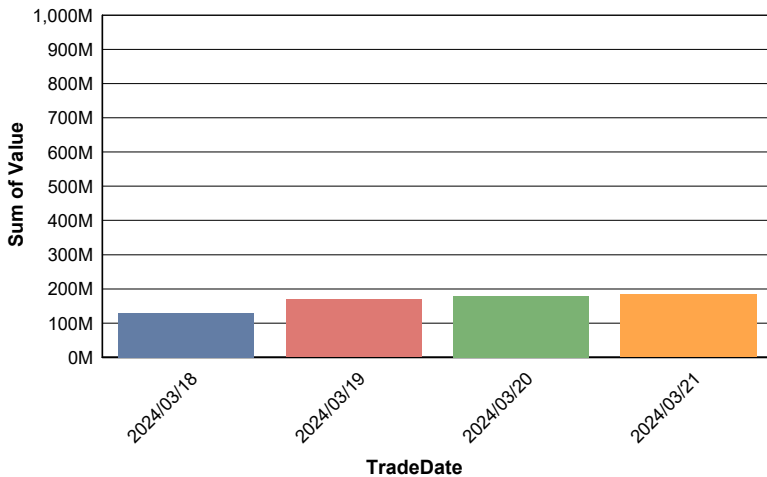
**TOP TEN LOSER COMPANIES BY CLOSING PRICE**

Scrip ID	Scrip Name	Category	Week Difference	Opening	Closing	Turnover (BDT)
12024	H.R.TEXTILE MILLS LIMITED	B	-15.71	108.80	91.70	27,968.50
12012	ALIF INDUSTRIS LIMITED	A	-10.05	94.50	85.00	11,690,466.20
17008	LEGACY FOOTWEAR LIMITED	B	-10.00	76.00	68.40	73,515.00
21037	LR GLOBAL BANGLADESH MF ONE	A	-10.00	5.00	4.50	2,315.00
32605	HIMADRI LIMITED	N	-9.99	2,139.70	1,925.80	1,801,925.80
11006	CENTRAL INSURANCE COMPANY LTD	A	-9.91	60.50	54.50	10,900.00
21049	SEML IBBL SHARIAH FUND	A	-9.87	8.10	7.30	438.00
21052	SEML FBLSL GROWTH FUND	A	-9.85	7.10	6.40	6,400.00
10002	NATIONAL LIFE INSURANCE CO.LTD	A	-9.84	132.00	119.00	5,950.00
11038	DHAKA INSURANCE LIMITED	A	-9.80	51.00	46.00	2,300.00

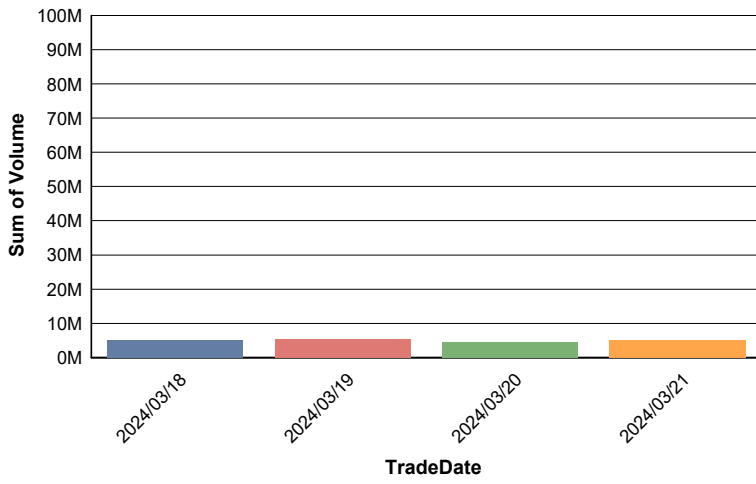
**TOP TEN COMPANIES BY TURNOVER**

Scrip ID	Scrip Name	Turnover (BDT)	Volume
13039	ASIATIC LABORATORIES LIMITED	126,523,543.80	3,034,745
22025	EASTERN BANK PLC.	108,340,051.60	3,444,890
13037	NAVANA PHARMACEUTICALS PLC.	27,858,377.80	314,090
24007	DAFFODIL COMPUTERS LIMITED	27,057,000.00	345,000
10010	RUPALI LIFE INSURANCE CO. LTD.	26,181,166.00	200,232
18012	BEST HOLDINGS LIMITED	22,623,871.20	601,120
13008	ORION INFUSION LIMITED	15,434,393.20	30,634
13013	THE IBN SINA PHARMACEUTICALS PLC	15,306,633.90	59,440
26003	ROBI AXIATA LIMITED	13,364,605.40	493,096
14025	GOLDEN HARVEST AGRO INDS LTD.	13,302,945.80	685,517

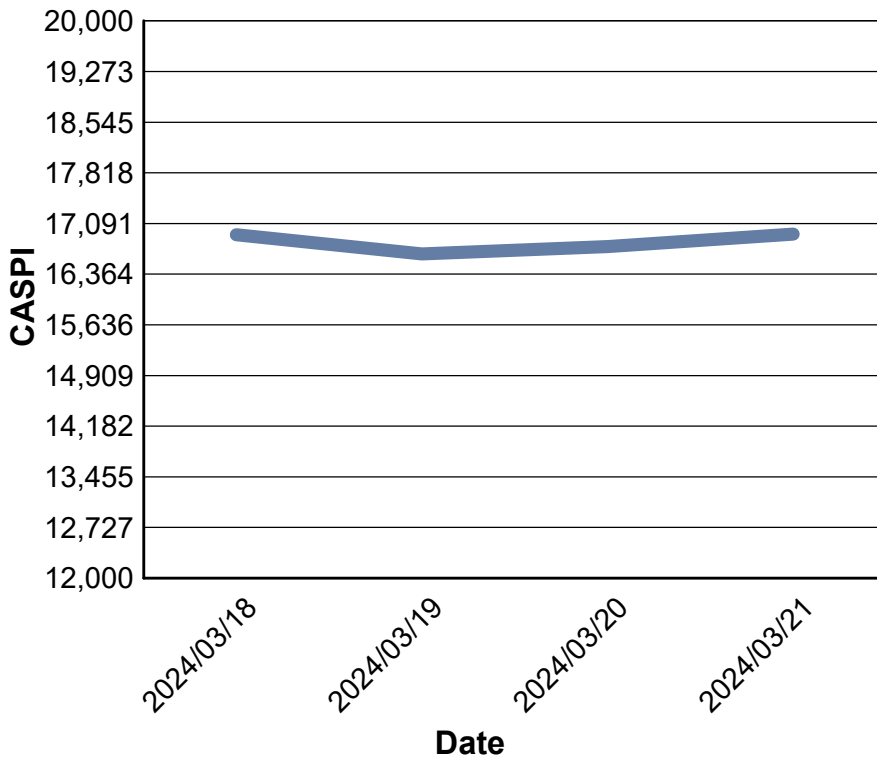
**Data for Turnover Value**



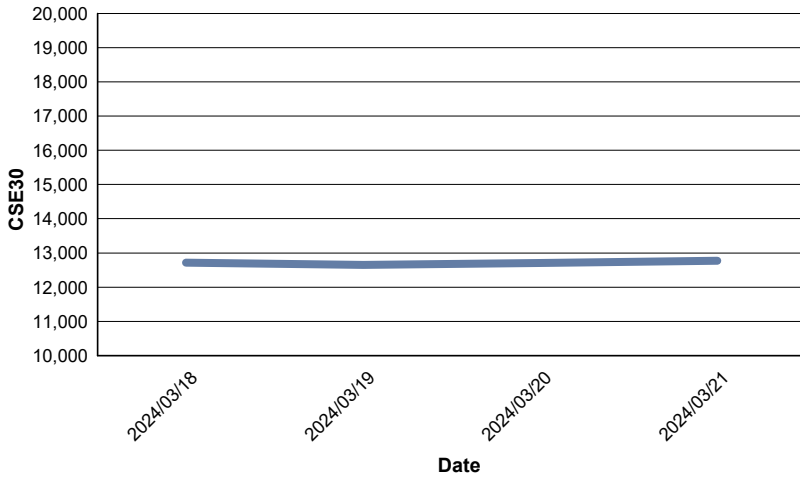
### Data for Turnover Volume



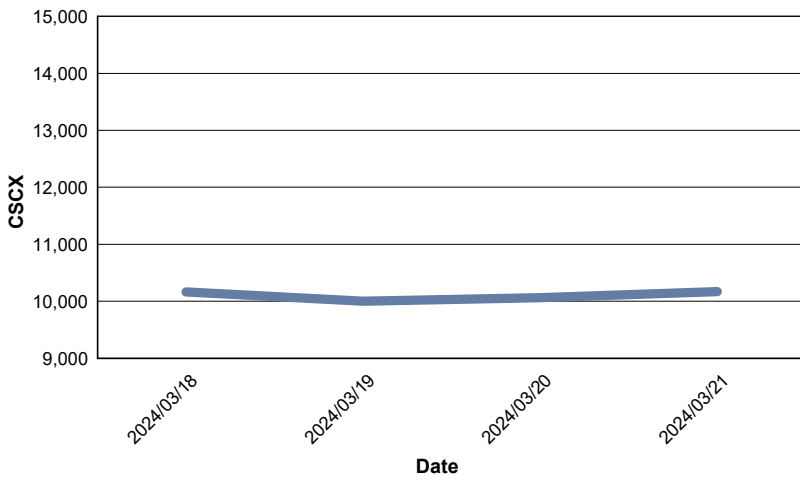
### CASPI Index



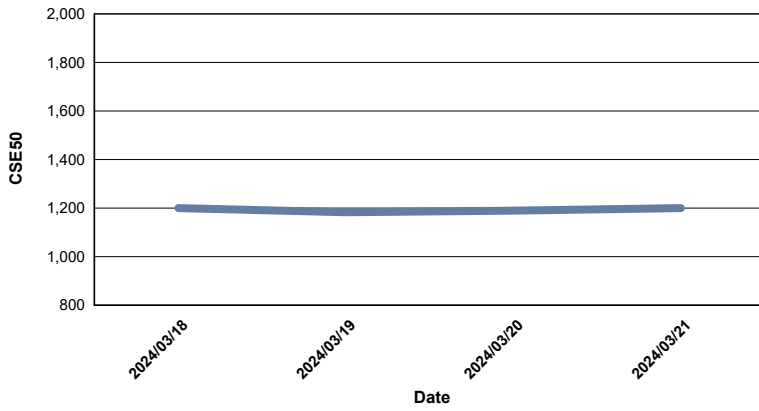
### Index CSE30



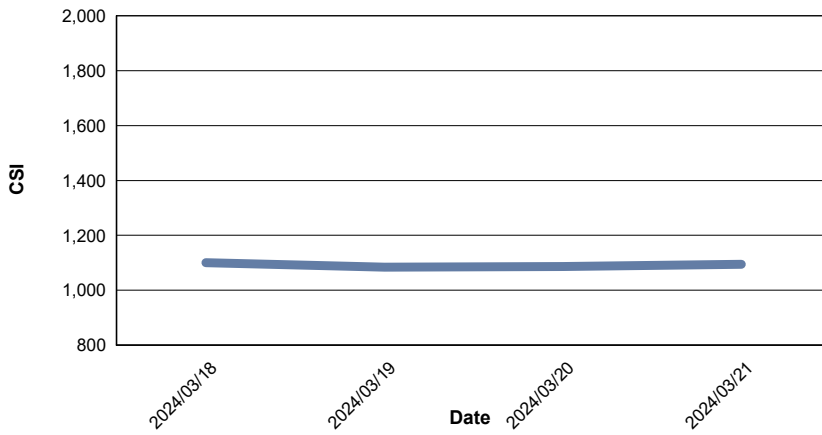
### Index CSCX



### Index CSE50



### Index CSI



### Index CSESMEX

