

# Chittagong Stock Exchange

25-Mar-21

## Weekly Market Summary

Week: 2021-03-21 to 2021-03-25 (5 days)

<b>Total Turnover (BDT) :</b>	2,857,932,584.30
<b>Volume of Share (Nos):</b>	88,340,100.00
<b>Total Contact(Nos)</b>	73,267
<b>Total Scrip Traded</b>	301

CATEGORY WISE TURNOVER		
Group	Turnover Value(BDT)	% of Total
A	2,114,039,622.10	73.96
B	237,367,251.40	8.30
N	496,023,462.80	17.33
Z	10,502,248.00	0.37

MAJOR INDICES IN THE WEEK					
Date	CASPI	CSE30	CSCX	CSE50	CSI
03/18/2021	15750.1236	12175.2729	9500.7696	1,203.56	1,003.22
03/25/2021	15424.5321	11774.1073	9304.9893	1,175.70	991.09
change in %	-2.0672	-3.2949	-2.0607	-2.31	-1.21

SCRIP PERFORMANCE IN THE WEEK	
Advanced	54
Declined	169
No Change	78
Total Traded Issues	301

TOP TEN GAINER COMPANIES BY CLOSING PRICE						
Scrip ID	Scrip Name	Category	Week		Closing	Turnover (BDT)
			Difference	Opening		
11021	NITOL INSURANCE COMPANY LTD	A	24.31	40.30	50.10	1,229,746.80
22034	NRB COMMERCIAL BANK LIMITED	N	23.00	10.00	12.30	195,020,896.80
11037	PROVATI INSURANCE CO. LTD	A	16.76	68.00	79.40	409,250.10
25008	PREMIER LEASING & FINANCE LTD	B	14.54	5.50	6.30	471,005.60
25003	UTTARA FINANCE & INVESTME	A	10.00	44.00	48.40	24,200.00
11022	ASIA PACIFIC GEN INS CO LTD	A	9.21	58.60	64.00	3,200.00
11034	MERCANTILE INSURANCE CO.LTD.	B	8.97	31.20	34.00	589,769.20
25004	FIRST FINANCE LIMITED	Z	8.62	5.80	6.30	15,390.00
14027	EMERALD OIL INDUSTRIES LIMITED	Z	8.10	11.10	12.00	73,444.00
11005	JANATA INSURANCE COMPANY LTD	A	7.85	28.00	30.20	105,110.80

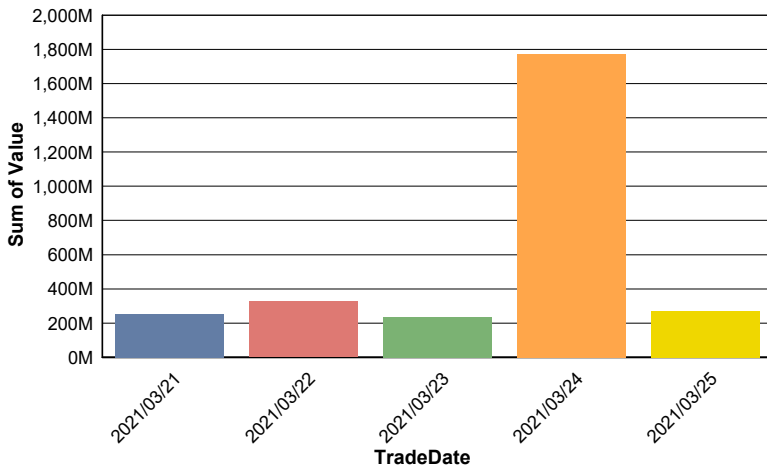
**TOP TEN LOSER COMPANIES BY CLOSING PRICE**

Scrip ID	Scrip Name	Category	Week Difference	Opening	Closing	Turnover (BDT)
12025	ANLIMA YARN DYEING LIMITED	B	-21.79	46.80	36.60	1,763,586.10
14022	FINE FOODS LIMITED	B	-18.35	62.10	50.70	940,377.20
21044	ASIAN TIGER SANDHANI LIFE GROWT	A	-16.49	9.70	8.10	3,269,988.80
11003	GREEN DELTA INSURANCE COMPANY	A	-14.75	61.00	52.00	34,133.20
15005	ARAMIT CEMENT LIMITED	Z	-14.48	29.00	24.80	1,449,901.50
21047	VANGUARD AML RUPALI BANK BALAN	A	-14.47	7.60	6.50	184,597.50
25005	MIDAS FINANCING LIMITED	B	-14.43	18.70	16.00	337,100.00
21041	NCCBL MUTUAL FUND-1	A	-13.69	7.30	6.30	104,460.00
24013	eGENERATION LIMITED	N	-12.96	32.40	28.20	11,192,954.40
20023	LUB-RREF (BANGLADESH) LTD.	N	-12.52	43.10	37.70	56,068,669.70

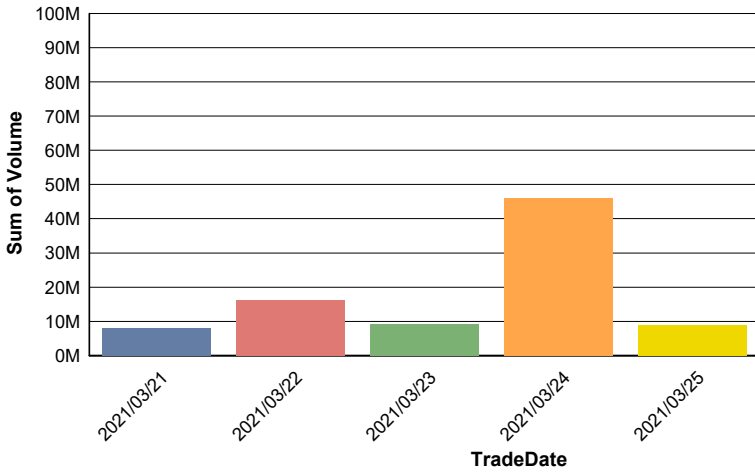
**TOP TEN COMPANIES BY TURNOVER**

Scrip ID	Scrip Name	Turnover (BDT)	Volume
22029	BRAC BANK LIMITED	1,508,324,887.30	36,877,833
22034	NRB COMMERCIAL BANK LIMITED	195,020,896.80	15,689,527
26003	ROBI AXIATA LIMITED	186,614,609.60	4,102,285
32003	BEXIMCO LIMITED	156,083,977.90	2,114,234
25010	LANKABANGLA FINANCE LIMITED	57,228,227.60	1,907,375
20023	LUB-RREF (BANGLADESH) LTD.	56,068,669.70	1,396,325
32009	BRITISH AMERICAN TOBACCO BD CO	54,797,601.90	100,474
15009	LAFARGE HOLCIM BANGLADESH LIMITED	39,846,690.60	768,700
22031	THE PREMIER BANK LIMITED	32,542,078.60	2,441,286
26002	BANGLADESH SUBMARINE CABLE CO.	29,582,842.40	170,705

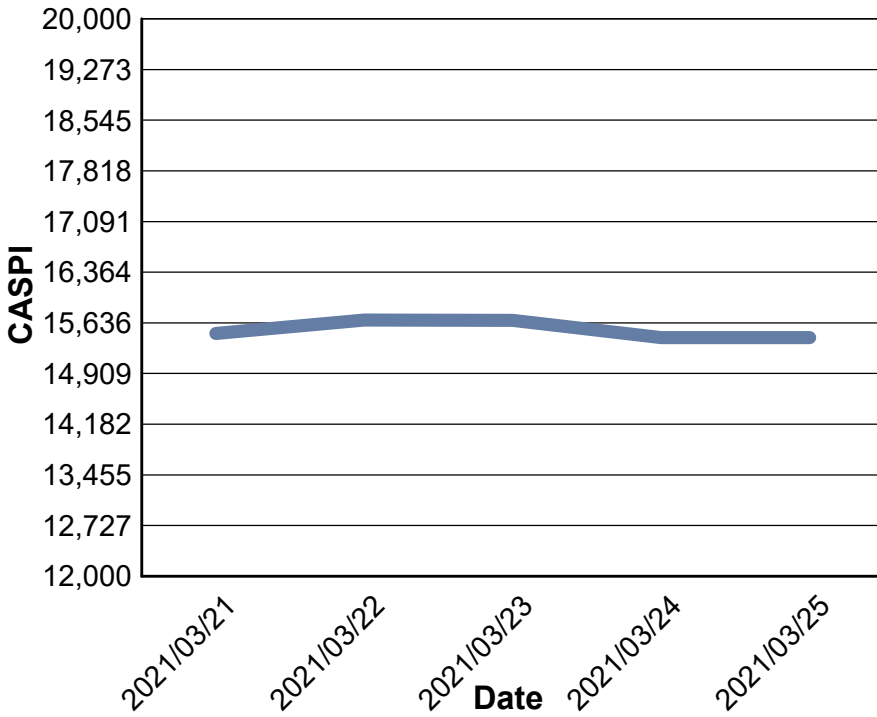
**Data for Turnover Value**



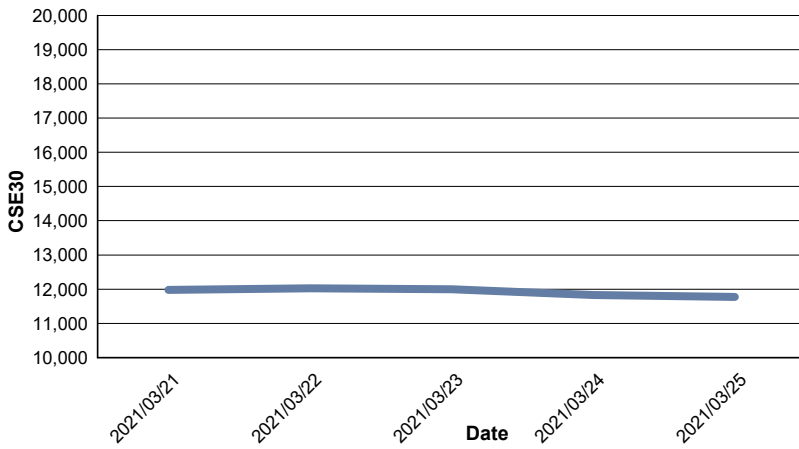
### Data for Turnover Volume



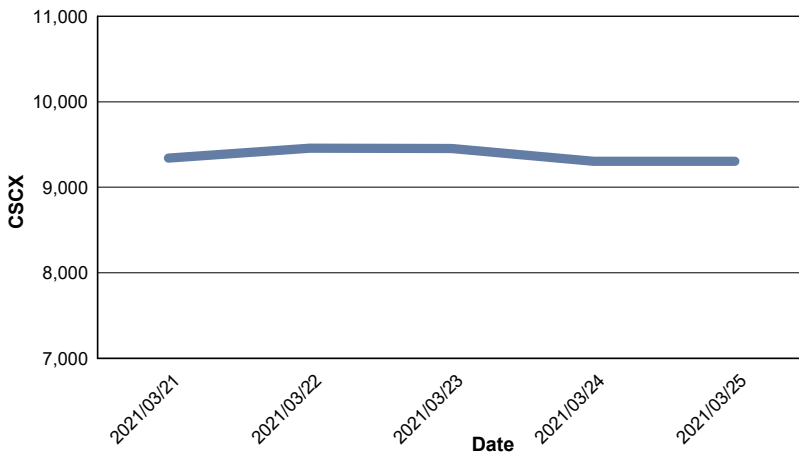
### CASPI Index



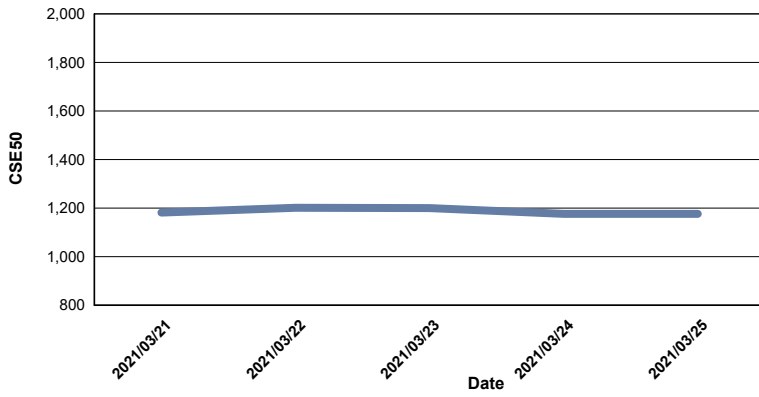
### Index CSE30



### Index CSCX



### Index CSE50



### Index CSI

