

Chittagong Stock Exchange

Weekly Market Summary

31-Oct-24

Week: 2024-10-27 to 2024-10-31 (Total 5 Days)

Total Turnover (BDT) :	293,910,856.70
Volume of Share (Nos):	13,819,241.00
Total Contact(Nos)	10,962
Total Scrip Traded	305

CATEGORY WISE TURNOVER		
Group	Turnover Value(BDT)	% of Total
A	174,837,572.90	59.48
B	50,797,967.50	17.28
N	15,026,618.40	5.11
Z	53,248,697.90	18.12

MAJOR INDICES IN THE WEEK						
Date	CASPI	CSE30	CSCX	CSE50	CSI	CSESMEX
10/24/2024	14302.5911	11739.3524	8705.6945	1,102.93	926.66	2,292.89
10/31/2024	14442.0094	12017.0156	8779.0664	1,116.48	923.81	2,070.92
change in %	0.9748	2.3652	0.8428	1.23	-0.31	-9.68

SCRIP PERFORMANCE IN THE WEEK	
Advanced	160
Declined	127
No Change	18
Total Traded Issues	305

TOP TEN GAINER COMPANIES BY CLOSING PRICE							
Scrip ID	Scrip Name	Category	Week Difference	Opening	Closing	Turnover (BDT)	
12069	ESQUIRE KNIT COMPOSITE PLC.	A	39.86	14.80	20.70	80,724.50	
32004	BD SHIPPING CORPORATION	A	36.61	59.00	80.60	3,005,809.40	
20010	KHULNA POWER COMPANY LIMITED	Z	27.95	9.30	11.90	721,015.90	
13033	SILVA PHARMACEUTICALS LIMITED	B	22.47	8.90	10.90	60,932.00	
13017	KEYA COSMETICS LIMITED	Z	22.00	5.00	6.10	2,925,095.00	
11006	CENTRAL INSURANCE COMPANY LTD	A	20.98	36.70	44.40	73,391.00	
21048	CAPM BDBL MUTUAL FUND 01	A	20.00	7.00	8.40	100,184.00	
16042	DOMINAGE STEEL BUILDING SYSTEMS	B	18.08	9.40	11.10	305,965.60	
11031	STANDARD INSURANCE LIMITED	A	17.81	27.50	32.40	6,375.00	
21026	ICB AMCL 3RD NRB MUTUAL FUND	A	17.50	4.00	4.70	28,940.00	

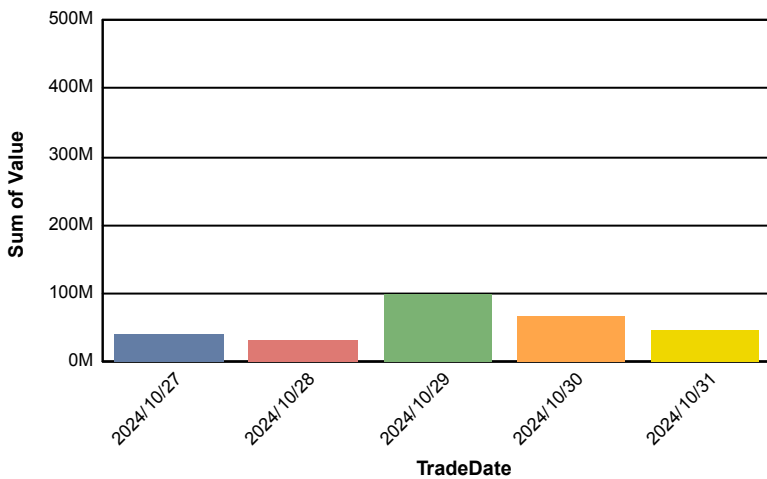
TOP TEN LOSER COMPANIES BY CLOSING PRICE

Scrip	Scrip Name	Category	Week Difference	Opening	Closing	Turnover (BDT)
10008	PRAGATI LIFE INSURANCE LTD.	A	-28.96	208.50	148.10	1,088,000.00
25014	Bangladesh Finance Limited	A	-24.05	15.80	12.00	272,462.00
12025	ANLIMA YARN DYEING LIMITED	Z	-23.87	28.90	22.00	220.00
12066	VFS THREAD DYEING LIMITED	Z	-20.00	9.00	7.20	720.00
19008	MIRACLE INDUSTRIES LIMITED	Z	-18.46	19.50	15.90	9,037.70
16031	IFAD AUTOS LIMITED	A	-17.91	26.80	22.00	1,670,961.80
10010	RUPALI LIFE INSURANCE CO. LTD.	A	-17.88	88.90	73.00	284,240.00
16043	MIR AKHTER HOSSAIN LIMITED	A	-17.63	34.60	28.50	12,135.50
14023	RANGPUR DAIRY & FOOD PROD. LTD	B	-17.04	22.30	18.50	156,428.60
12022	SONARGAON TEXTILES LIMITED	B	-15.98	21.90	18.40	17,690.80

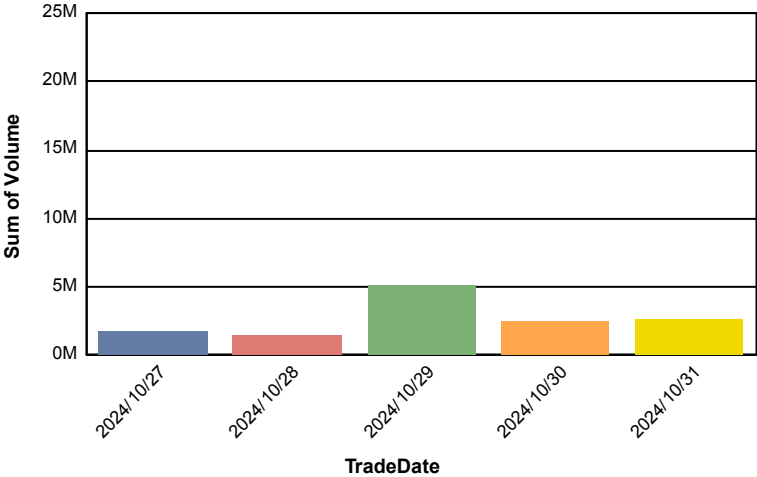
TOP TEN COMPANIES BY TURNOVER

Scrip ID	Scrip Name	Turnover (BDT)	Volume
12035	METRO SPINNING LIMITED	44,676,216.60	2,601,792
13013	THE IBN SINA PHARMACEUTICALS PLC	25,934,365.60	85,208
26003	ROBI AXIATA LIMITED	20,618,561.60	802,660
32018	DESHBANDHU POLYMER LIMITED	17,248,174.10	460,468
24012	ADN TELECOM LIMITED	9,313,970.00	100,175
22008	ISLAMI BANK BANGLADESH PLC.	6,761,961.60	132,410
18012	BEST HOLDINGS LIMITED	6,737,661.80	330,336
25010	LANKABANGLA FINANCE PLC	6,728,317.50	380,526
26001	GRAMEENPHONE LIMITED	6,572,054.10	21,343
22029	BRAC BANK PLC.	5,887,367.30	119,354

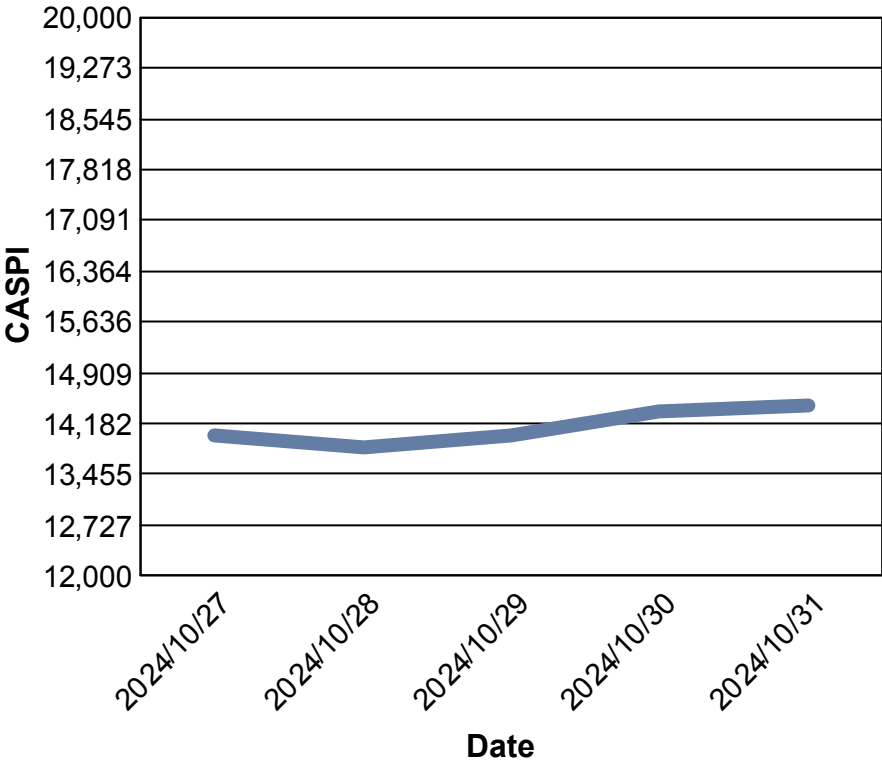
Data for Turnover Value



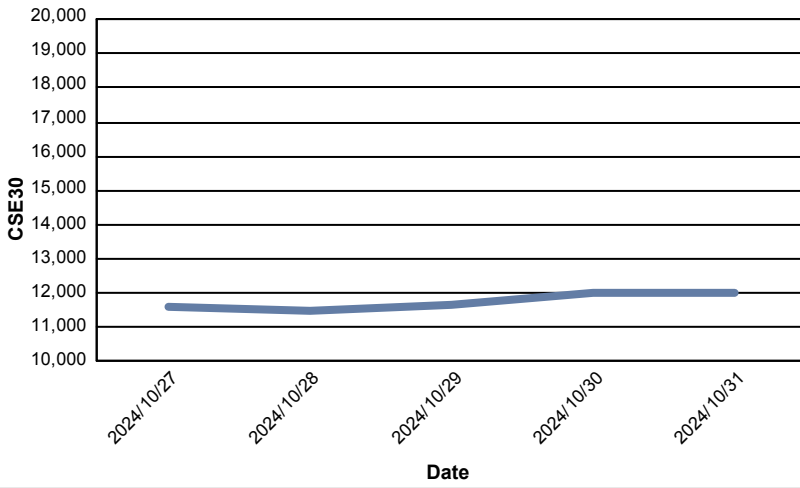
Data for Turnover Volume



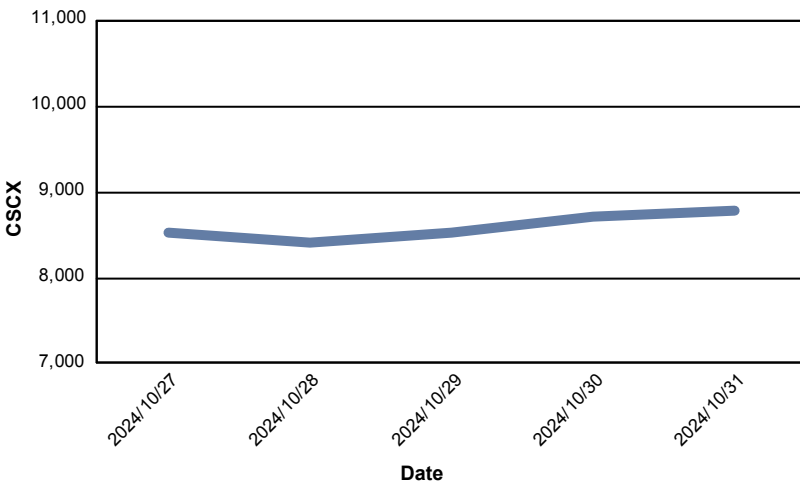
CASPI Index



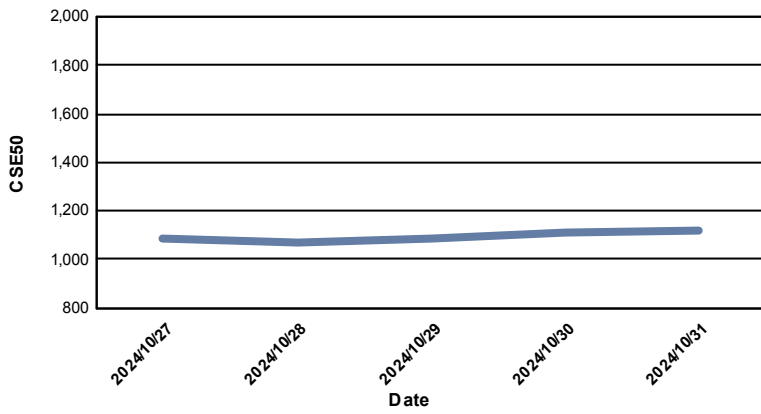
Index CSE30



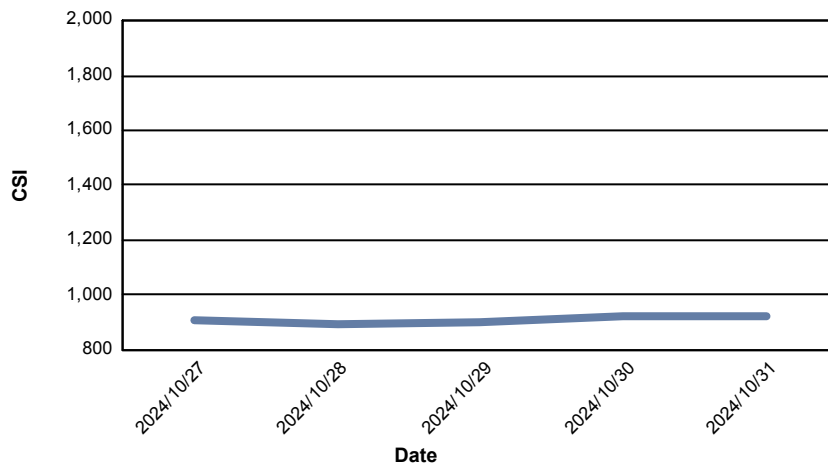
Index CSCX



Index CSE50



Index CSI



Index CSESMEX

