

# Chittagong Stock Exchange

12-Mar-20

## Weekly Market Summary

Week: 2020-03-08 to 2020-03-12 (5 days)

<b>Total Turnover (BDT)</b> :	1,322,122,792.90
<b>Volume of Share (Nos):</b>	42,331,498.00
<b>Total Contact(Nos)</b>	38,408
<b>Total Scrip Traded</b>	296

CATEGORY WISE TURNOVER		
Group	Turnover Value(BDT)	% of Total
A	1,127,235,371.80	85.25
B	169,307,123.40	12.80
N	14,435,678.90	1.09
Z	11,144,618.80	0.84

MAJOR INDICES IN THE WEEK					
Date	CASPI	CSE30	CSCX	CSE50	CSI
03/05/2020	13404.0046	11556.0403	8123.7455	953.57	874.93
03/12/2020	12643.1559	11027.7306	7661.7808	899.32	820.87
change in %	-5.6763	-4.5717	-5.6866	-5.69	-6.18

SCRIP PERFORMANCE IN THE WEEK	
Advanced	26
Declined	261
No Change	9
Total Traded Issues	296

TOP TEN GAINER COMPANIES BY CLOSING PRICE						
Scrip ID	Scrip Name	Category	Week		Closing	Turnover (BDT)
			Difference	Opening		
25015	INT'L LEASING & FINANCIAL SERV	B	21.21	3.30	4.00	4,414,892.70
13011	KOHINOOR CHEMICAL CO (BD) LTD	A	21.20	415.00	503.00	50,734,303.00
12004	APEX SPINNING & KNITTING MILLS	A	15.41	115.50	133.30	1,404,406.30
18011	SEA PEARL BEACH RESORT & SPA LII	B	11.08	72.20	80.20	11,760,190.40
14001	APEX FOODS LIMITED	A	9.84	122.90	135.00	688,823.00
25011	BD INDUSTRIAL FINANCE CO. LTD	Z	9.09	2.20	2.40	28,300.00
23001	MONNO CERAMIC INDUSTRIES LTD	A	8.09	113.60	122.80	12,010,586.90
11015	EASTLAND INSURANCE COMPANY LT	A	7.56	23.80	25.60	51,062.30
24005	INTECH ONLINE LIMITED	Z	7.42	20.20	21.70	2,375,999.70
13027	ORION PHARMA LIMITED	A	6.63	42.20	45.00	8,302,459.00

**TOP TEN LOSER COMPANIES BY CLOSING PRICE**

Scrip ID	Scrip Name	Category	Week Difference	Opening	Closing	Turnover (BDT)
13028	CENTRAL PHARMACEUTICALS LTD.	B	-20.00	16.50	13.20	17,333,866.60
23003	STANDARD CERAMIC INDS LIMITED	B	-19.11	419.00	338.90	584,017.70
15011	PREMIER CEMENT MILLS LIMITED	A	-18.75	75.70	61.50	9,901.00
11017	PIONEER INSURANCE COMPANY LTD	A	-18.11	41.40	33.90	50,234.80
21044	ASIAN TIGER SANDHANI LIFE GROWT	A	-17.24	8.70	7.20	119,100.00
12066	VFS THREAD DYEING LIMITED	A	-17.18	29.10	24.10	22,435,317.20
12030	SAIHAM TEXTILE MILLS LTD	A	-16.91	33.10	27.50	1,217,537.80
12064	QUEEN SOUTH TEXTILE MILLS LTD.	A	-16.61	31.30	26.10	612,604.40
20014	GBB POWER LIMITED	A	-16.35	15.90	13.30	2,945,644.30
11036	ISLAMI INSURANCE BANGLADESH LT	A	-16.05	27.40	23.00	429,055.00

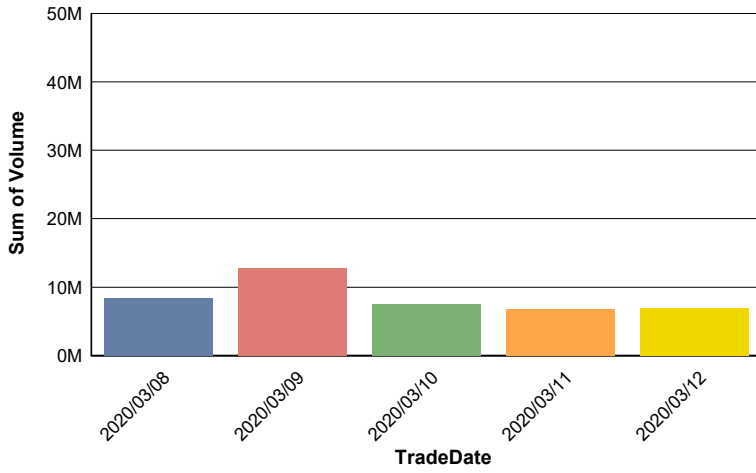
**TOP TEN COMPANIES BY TURNOVER**

Scrip ID	Scrip Name	Turnover (BDT)	Volume
32009	BRITISH AMERICAN TOBACCO BD CO	521,153,058.00	532,019
32023	SK TRIMS & INDUSTRIES LIMITED	50,835,906.50	705,409
13011	KOHINOOR CHEMICAL CO (BD) LTD	50,734,303.00	120,673
11034	MERCANTILE INSURANCE CO.LTD.	39,583,340.00	1,271,200
15009	LAFARGE HOLCIM BANGLADESH LIMITED	32,592,855.30	845,992
32003	BEXIMCO LIMITED	29,825,172.50	2,121,652
12066	VFS THREAD DYEING LIMITED	22,435,317.20	883,684
12071	RING SHINE TEXTILES LTD.	21,175,334.30	2,950,056
16038	S. S. STEEL LIMITED	20,480,655.80	1,769,255
13028	CENTRAL PHARMACEUTICALS LTD.	17,333,866.60	1,195,123

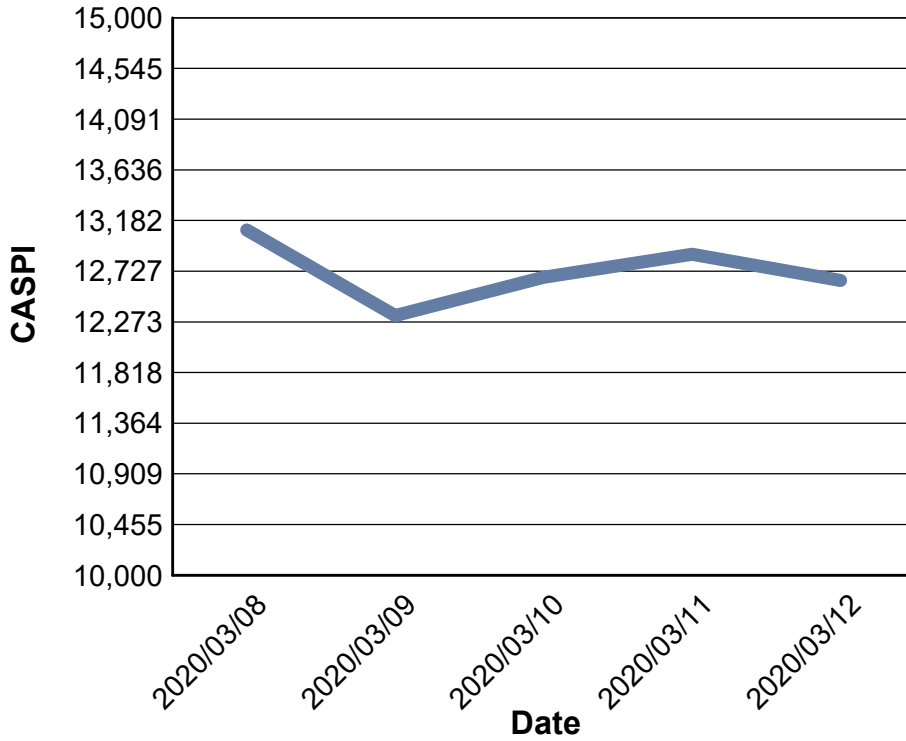
**Data for Turnover Value**



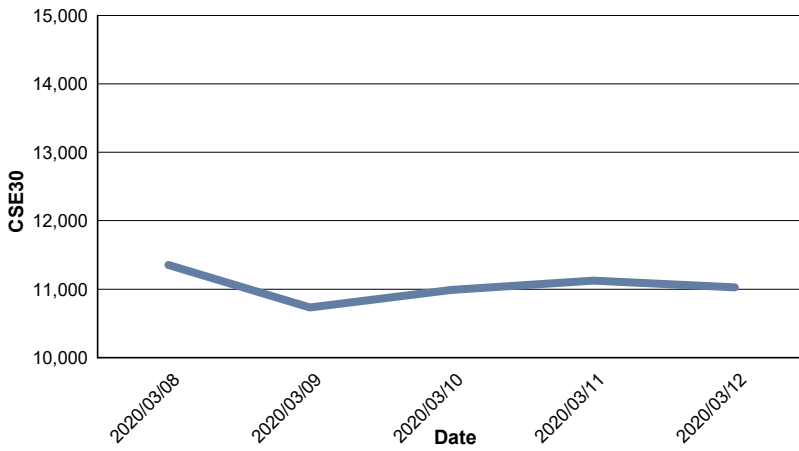
### Data for Turnover Volume



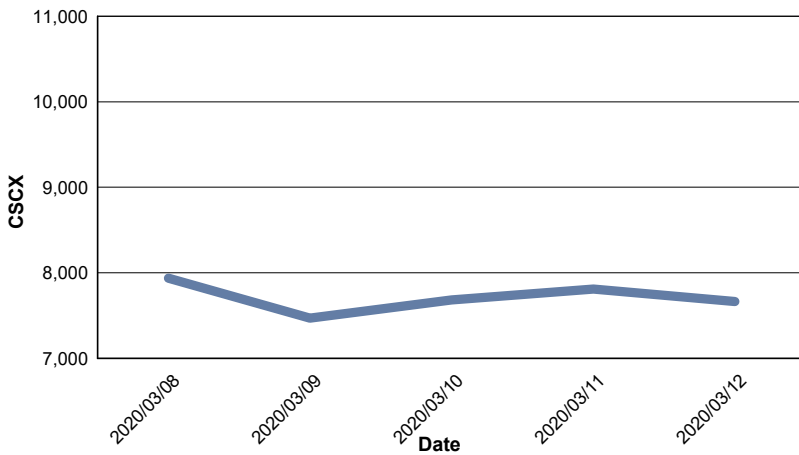
### CASPI Index



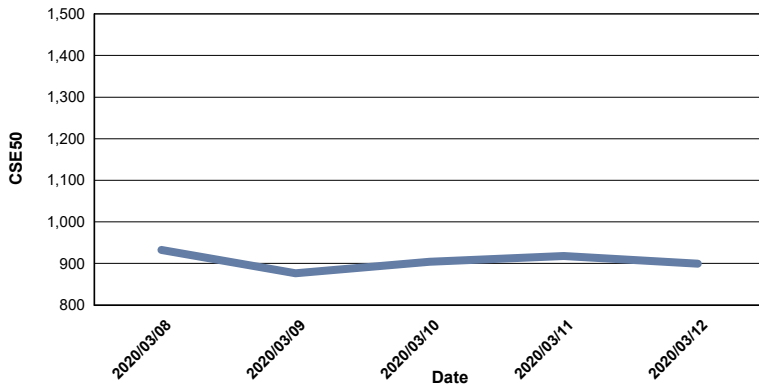
### Index CSE30



### Index CSCX



### Index CSE50



### Index CSI

