

Chittagong Stock Exchange

09-Jul-20

Weekly Market Summary

Week: 2020-07-05 to 2020-07-09 (5 days)

Total Turnover (BDT) :	2,016,119,048.70
Volume of Share (Nos):	14,426,390.00
Total Contact(Nos)	9,389
Total Scrip Traded	244

CATEGORY WISE TURNOVER		
Group	Turnover Value(BDT)	% of Total
A	1,955,726,353.50	97.00
B	57,495,113.30	2.85
N	408,584.50	0.02
Z	2,488,997.40	0.12

MAJOR INDICES IN THE WEEK					
Date	CASPI	CSE30	CSCX	CSE50	CSI
07/02/2020	11321.1208	9908.1308	6854.4653	815.27	729.51
07/09/2020	11536.9477	10030.3803	6989.2495	836.20	742.12
change in %	1.9064	1.2338	1.9664	2.57	1.73

SCRIP PERFORMANCE IN THE WEEK	
Advanced	83
Declined	20
No Change	141
Total Traded Issues	244

TOP TEN GAINER COMPANIES BY CLOSING PRICE						
Scrip ID	Scrip Name	Category	Week		Closing	Turnover (BDT)
			Difference	Opening		
11027	PARAMOUNT INSURANCE CO. LTD	B	52.61	42.00	64.10	2,193,792.10
11037	PROVATI INSURANCE CO. LTD	A	21.64	19.40	23.60	506,793.50
13023	BEACON Pharmaceuticals Ltd.	B	21.10	59.70	72.30	13,956,682.90
11005	JANATA INSURANCE COMPANY LTD	A	17.08	15.80	18.50	38,744.00
11032	NORTHERN GENERAL INSURANCE CO. LTD	A	16.07	16.80	19.50	234,545.60
22014	DHAKA BANK LIMITED	A	13.00	10.00	11.30	1,364,030.90
11014	EASTERN INSURANCE COMPANY LTD	A	12.38	32.30	36.30	700,240.50
11028	CITY GENERAL INSURANCE CO. LTD	B	11.19	13.40	14.90	95,860.40
22004	UNITED COMMERCIAL BANK LTD.	A	10.16	11.80	13.00	3,731,788.40
32006	GQ BALL PEN INDUSTRIES LIMITED	A	10.00	67.00	73.70	73.70

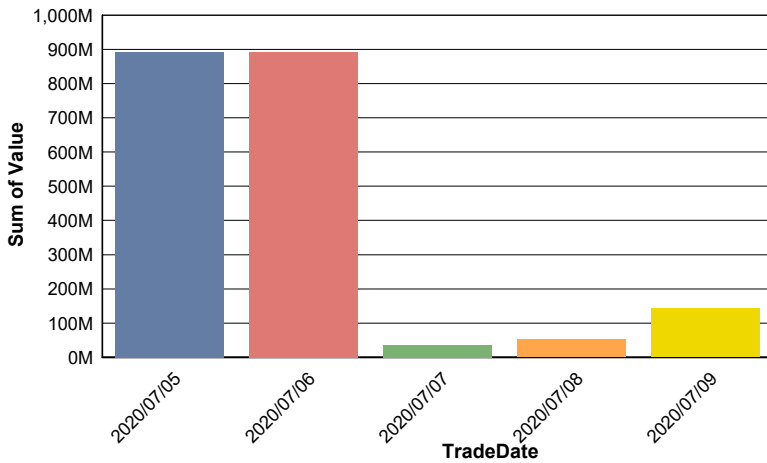
TOP TEN LOSER COMPANIES BY CLOSING PRICE

Scrip ID	Scrip Name	Category	Week Difference	Opening	Closing	Turnover (BDT)
12008	BEXIMCO SYNTHETICS LIMITED	Z	-10.29	6.80	6.10	33,090.40
24011	GENEX INFOSYS LIMITED	A	-7.28	60.40	56.00	560.00
12045	FAMILYTEX (BD) LTD.	Z	-5.26	1.90	1.80	219,349.40
10012	SUNLIFE INSURANCE COMPANY LTD.	Z	-5.00	18.00	17.10	214.20
21019	ICB AMCL SECOND MUTUAL FUND	A	-5.00	8.00	7.60	5,051,799.10
12051	TUNG HAI KNITTING & DYEING LTD.	Z	-4.76	2.10	2.00	31,221.70
12031	SAFKO SPINNING MILLS LTD	Z	-4.54	11.00	10.50	25,850.00
20013	LINDE BANGLADESH LIMITED	A	-3.17	1,290.00	1,249.00	296,893.00
21028	GREEN DELTA MUTUAL FUND	A	-3.07	6.50	6.30	37,648.00
13006	RECKITT BENCKISER (BD) LIMITED	A	-2.53	3,540.70	3,451.00	404,854.00

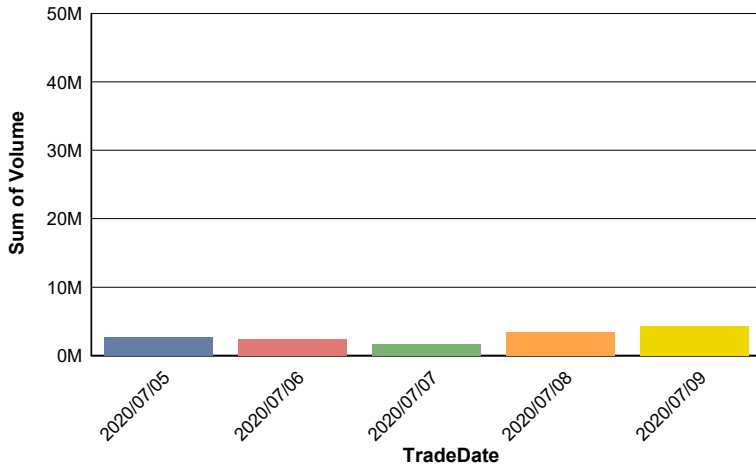
TOP TEN COMPANIES BY TURNOVER

Scrip ID	Scrip Name	Turnover (BDT)	Volume
32009	BRITISH AMERICAN TOBACCO BD CO	1,705,267,777.60	1,878,764
13011	KOHINOOR CHEMICAL CO (BD) LTD	56,178,900.00	115,324
19009	HAKKANI PULP & PAPER MILLS LTD	15,834,905.00	204,850
13023	BEACON Pharmaceuticals Ltd.	13,956,682.90	231,424
13035	SILCO PHARMACEUTICALS LIMITED	13,942,594.00	577,110
13005	BEXIMCO PHARMACEUTICALS LTD	13,519,011.20	195,885
22024	UTTARA BANK LIMITED	12,644,961.60	492,024
13002	SQUARE PHARMACEUTICALS LIMITED	10,139,208.60	58,574
32003	BEXIMCO LIMITED	9,166,256.00	689,872
26001	GRAMEENPHONE LIMITED	8,688,395.30	36,420

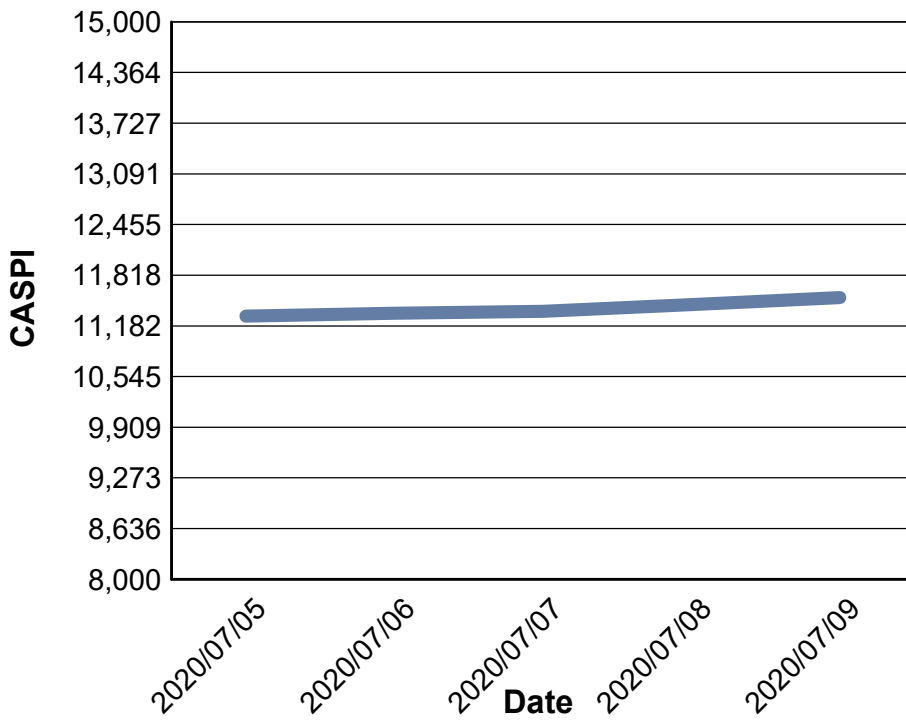
Data for Turnover Value



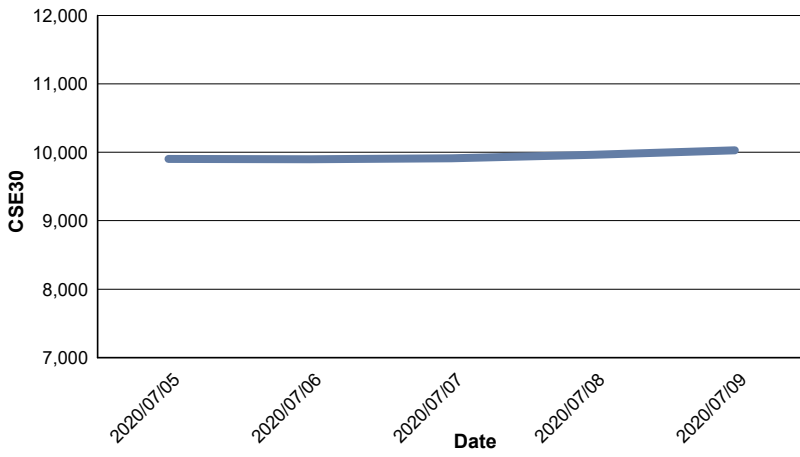
Data for Turnover Volume



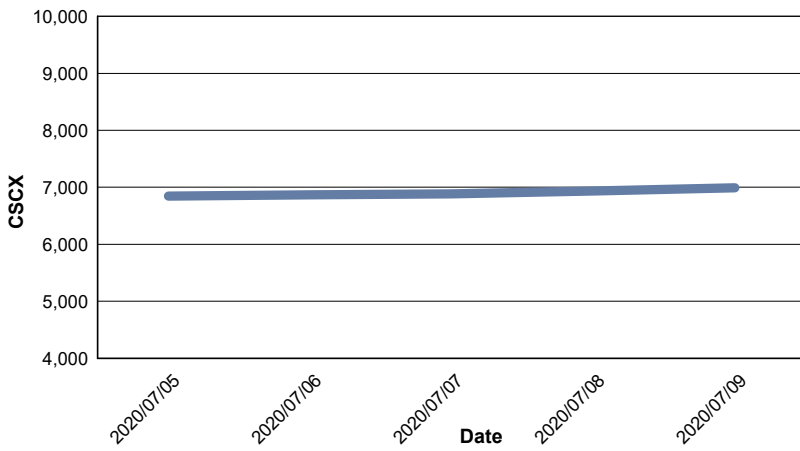
CASPI Index



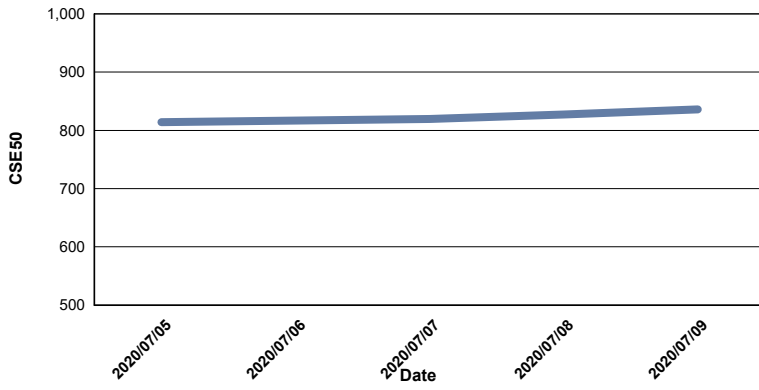
Index CSE30



Index CSCX



Index CSE50



Index CSI

