

Chittagong Stock Exchange

26-Jun-23

Weekly Market Summary

Week: 2023-06-25 to 2023-06-26 (2 days)

Total Turnover (BDT) :	2,692,319,662.10
Volume of Share (Nos):	47,016,066.00
Total Contact(Nos)	8,742
Total Scrip Traded	243

CATEGORY WISE TURNOVER		
Group	Turnover Value(BDT)	% of Total
A	2,580,287,761.80	95.84
B	89,020,708.00	3.30
N	8,022,066.80	0.30
Z	14,989,125.50	0.56

MAJOR INDICES IN THE WEEK						
Date	CASPI	CSE30	CSCX	CSE50	CSI	CSESMEX
06/22/2023	18657.3458	13390.7992	11154.5741	1,312.00	1,172.22	1,703.70
06/26/2023	18702.2019	13398.2060	11182.9651	1,314.89	1,176.32	1,868.26
change in %	0.2404	0.0553	0.2545	0.22	0.35	9.66

SCRIP PERFORMANCE IN THE WEEK	
Advanced	83
Declined	51
No Change	109
Total Traded Issues	243

TOP TEN GAINER COMPANIES BY CLOSING PRICE						
Scrip ID	Scrip Name	Category	Week		Closing	Turnover (BDT)
			Difference	Opening		
32605	HIMADRI LIMITED	N	20.99	502.10	607.50	1,159.80
32019	KHAN BROTHERS PP WOVEN BAG IN	B	20.20	19.30	23.20	12,951,928.10
12037	THE DACCA DYEING & MFC. CO. LT	B	10.00	14.00	15.40	1,405,433.50
17601	MK FOOTWEAR PLC	N	10.00	10.00	11.00	11.00
12601	APEX WEAVING & FINISHING MILLS	N	9.55	17.80	19.50	19,500.00
14022	FINE FOODS LIMITED	B	8.90	113.40	123.50	10,594,613.90
16603	MOSTAFA METAL INDUSTRIES LTD.	N	8.82	13.60	14.80	442,000.00
16033	OLYMPIC ACCESSORIES LTD.	B	7.43	12.10	13.00	9,443,925.50
13604	AL-MADINA PHARMACEUTICALS LIMIT	N	7.33	36.80	39.50	177,518.00
20020	INTRACO REFUELING STATION LTD.	A	7.30	45.20	48.50	15,874,757.30

TOP TEN LOSER COMPANIES BY CLOSING PRICE

Scrip ID	Scrip Name	Category	Week Difference	Opening	Closing	Turnover (BDT)
16028	SHURWID INDUSTRIES LTD.	Z	-18.84	19.10	15.50	390,553.00
16029	RATANPUR STEEL RE-ROLLING MILLS	Z	-16.88	22.50	18.70	442,468.20
13032	ADVENT PHARMA LIMITED	B	-6.38	28.20	26.40	2,524,138.50
16027	APPOLLO ISPAT COMPLEX LTD.	Z	-5.68	8.80	8.30	408,700.30
13603	BD PAINTS LIMITED	N	-5.05	17.80	16.90	16,900.00
13008	ORION INFUSION LIMITED	A	-5.03	331.80	315.10	3,178,947.00
32006	GQ BALL PEN INDUSTRIES LIMITED	B	-4.90	140.60	133.70	1,120,943.90
13028	CENTRAL PHARMACEUTICALS LTD.	B	-4.61	13.00	12.40	1,219,395.00
16009	BD.THAI ALUMINIUM LIMITED	B	-3.87	15.50	14.90	604,146.30
11029	CONTINENTAL INSURANCE LIMITED	A	-3.72	32.20	31.00	9,300.00

TOP TEN COMPANIES BY TURNOVER

Scrip ID	Scrip Name	Turnover (BDT)	Volume
13002	SQUARE PHARMACEUTICALS PLC	857,789,299.60	4,088,598
26002	BANGLADESH SUBMARINE CABLE CO.	499,092,000.00	2,280,000
22030	SHAHJALAL ISLAMI BANK LTD.	408,984,870.00	22,348,900
13013	THE IBN SINA PHARMACEUTICALS PLC	286,956,217.40	1,000,341
22025	EASTERN BANK LIMITED	128,502,000.00	4,356,000
32009	BRITISH AMERICAN TOBACCO BD CO	106,386,020.90	202,691
22031	THE PREMIER BANK LIMITED	60,038,196.50	4,447,288
32003	BEXIMCO LIMITED	37,617,486.80	328,024
24012	ADN TELECOM LIMITED	37,283,570.80	257,794
13022	MARICO BANGLADESH LIMITED	27,464,480.00	11,108

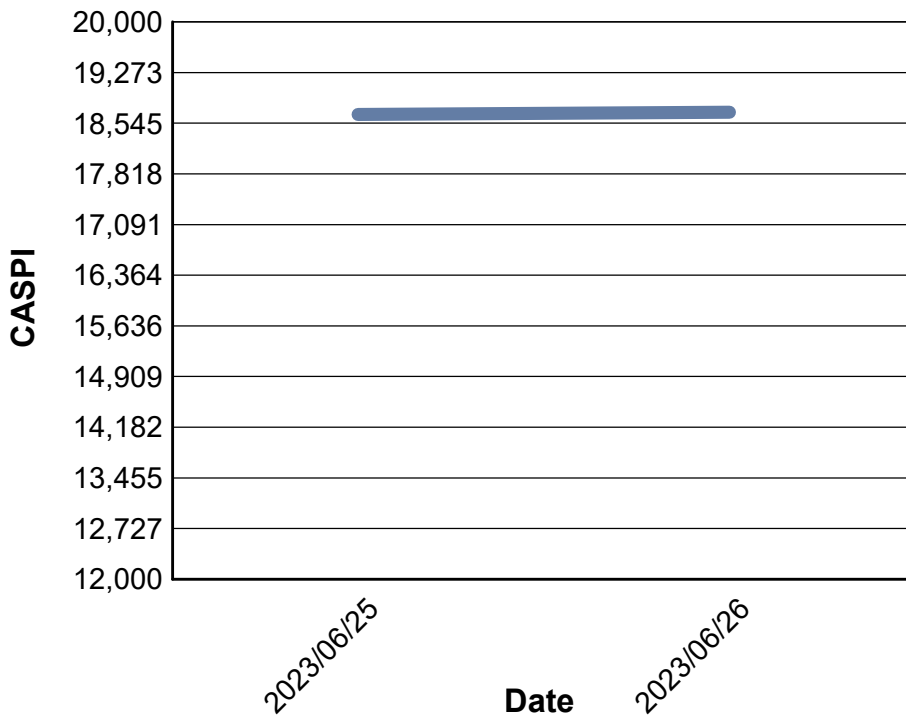
Data for Turnover Value



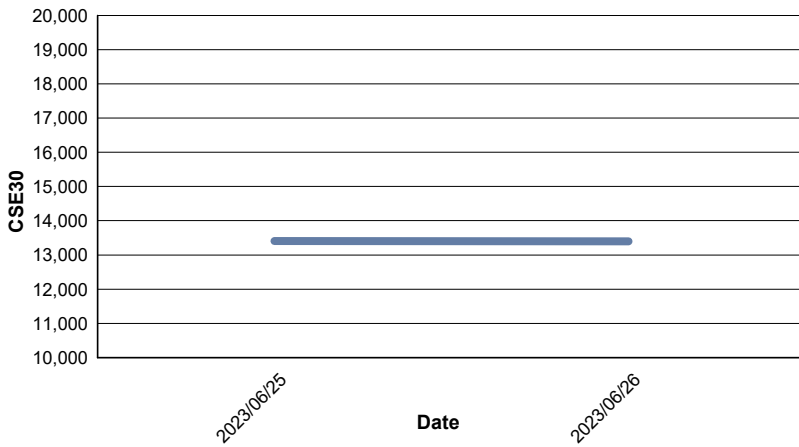
Data for Turnover Volume



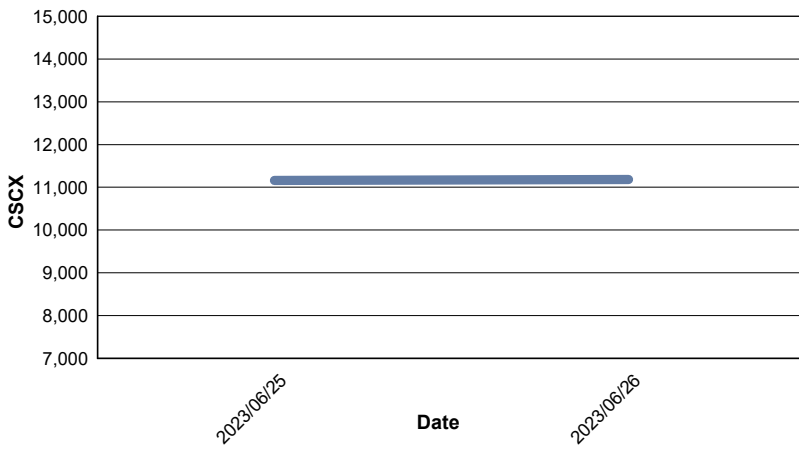
CASPI Index



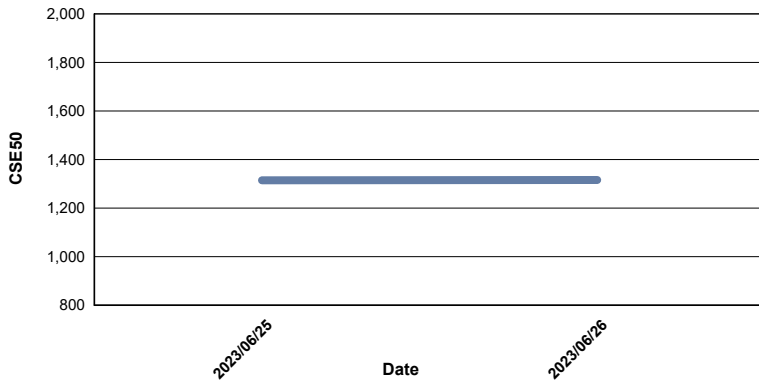
Index CSE30



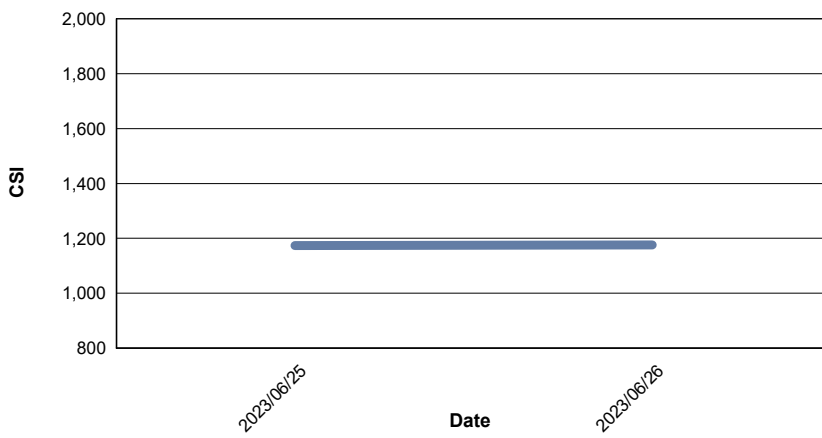
Index CSCX



Index CSE50



Index CSI



Index CSESMEX

