

Chittagong Stock Exchange

14-Feb-19

Weekly Market Summary

Week: 2019-02-10 to 2019-02-14 (5 days)

Total Turnover (BDT) :	1,397,292,278.50
Volume of Share (Nos):	46,570,816.00
Total Contact(Nos)	54,446
Total Scrip Traded	304

CATEGORY WISE TURNOVER		
Group	Turnover Value(BDT)	% of Total
A	1,127,406,530.20	80.66
B	134,167,017.20	9.60
N	120,632,885.40	8.63
Z	15,085,845.70	1.08

MAJOR INDICES IN THE WEEK					
Date	CASPI	CSE30	CSCX	CSE50	CSI
02/07/2019	17781.2464	15466.0122	10758.1543	1,295.43	1,167.24
02/14/2019	17602.2783	15256.6411	10650.5575	1,273.32	1,157.45
change in %	-1.0065	-1.3537	-1.0001	-1.71	-0.84

SCRIP PERFORMANCE IN THE WEEK	
Advanced	141
Declined	148
No Change	15
Total Traded Issues	304

TOP TEN GAINER COMPANIES BY CLOSING PRICE						
Scrip ID	Scrip Name	Category	Week		Closing	Turnover (BDT)
			Difference	Opening		
11024	SONAR BANGLA INSURANCE LTD.	A	28.30	47.70	61.20	3,936,844.10
17010	FORTUNE SHOES LIMITED	A	25.79	31.40	39.50	71,195,367.40
12063	NURANI DYEING & SWEATER LTD.	A	19.27	16.60	19.80	31,759,945.40
12012	ALIF INDUSTRIES LIMITED	A	17.39	64.40	75.60	10,852,870.50
32023	SK TRIMS & INDUSTRIES LIMITED	A	16.99	45.30	53.00	5,695,018.20
13034	INDO-BANGLA PHARMACEUTICALS L	A	16.78	29.20	34.10	33,299,652.30
11014	EASTERN INSURANCE COMPANY LTC	A	16.14	44.60	51.80	954,507.70
11033	REPUBLIC INSURANCE COMPANY LTI	A	15.29	26.80	30.90	2,625,602.30
12058	REGENT TEXTILE MILLS LTD.	B	14.54	16.50	18.90	9,611,332.60
11027	PARAMOUNT INSURANCE CO. LTD	A	11.92	21.80	24.40	2,062,628.20

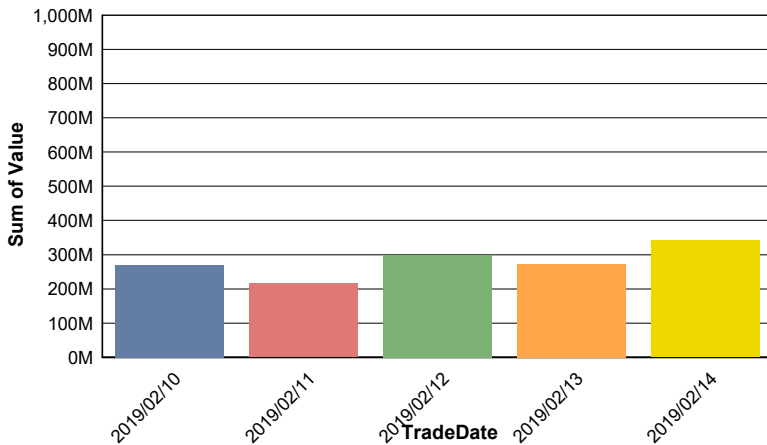
TOP TEN LOSER COMPANIES BY CLOSING PRICE

Scrip ID	Scrip Name	Category	Week Difference	Opening	Closing	Turnover (BDT)
25011	BD INDUSTRIAL FINANCE CO. LTD	Z	-24.63	6.90	5.20	42,945.80
12037	THE DACCA DYEING & MFC. CO. LT	Z	-13.79	5.80	5.00	140,053.60
32007	IMAM BUTTON INDUSTRIES LTD	Z	-12.04	24.90	21.90	79,589.50
12008	BEXIMCO SYNTHETICS LIMITED	Z	-10.00	8.00	7.20	140,682.10
14027	EMERALD OIL INDUSTRIES LIMITED	Z	-9.41	25.50	23.10	1,935,039.80
21037	LR GLOBAL BANGLADESH MF ONE	A	-9.33	7.50	6.80	12,389.60
20019	Doreen Power Generations and Systems	A	-9.21	105.30	95.60	5,417,681.70
21036	1ST SCHEME OF RELIANCE INS. MF	A	-9.00	10.00	9.10	72,970.00
24003	INFORMATION SERVICES NETWORK I	Z	-8.87	29.30	26.70	559,208.00
24011	GENEX INFOSYS LIMITED	N	-8.87	54.10	49.30	87,535,791.00

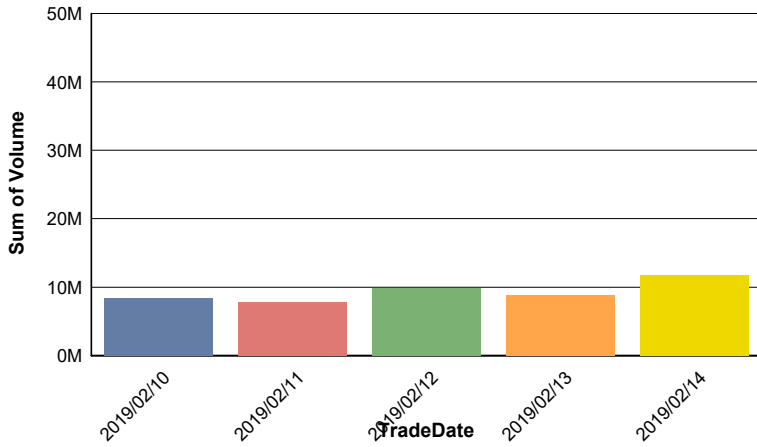
TOP TEN COMPANIES BY TURNOVER

Scrip ID	Scrip Name	Turnover (BDT)	Volume
24011	GENEX INFOSYS LIMITED	87,535,791.00	1,679,691
17010	FORTUNE SHOES LIMITED	71,195,367.40	1,927,823
12046	PARAMOUNT TEXTILE LIMITED	67,875,560.00	949,314
16032	BANGLADESH STEEL RE-ROLLING MILLS LTD	50,240,766.70	653,744
13032	ADVENT PHARMA LIMITED	42,450,248.50	1,183,341
26002	BANGLADESH SUBMARINE CABLE CO.	41,667,431.50	276,897
13034	INDO-BANGLA PHARMACEUTICALS LTD.	33,299,652.30	1,018,593
12063	NURANI DYEING & SWEATER LTD.	31,759,945.40	1,677,074
32003	BEXIMCO LIMITED	29,956,040.40	1,245,937
22031	THE PREMIER BANK LIMITED	26,371,794.00	1,768,080

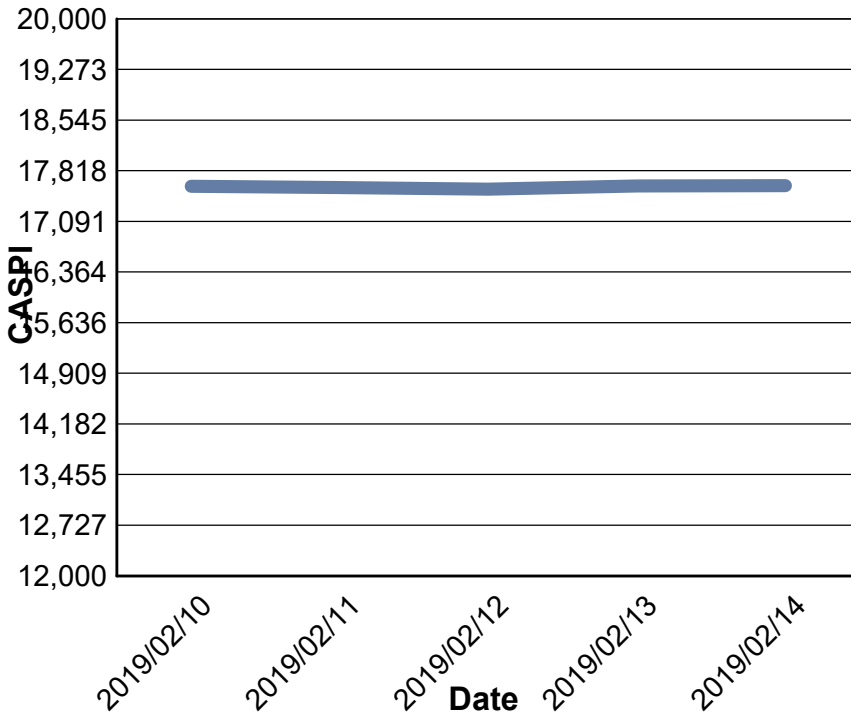
Data for Turnover Value



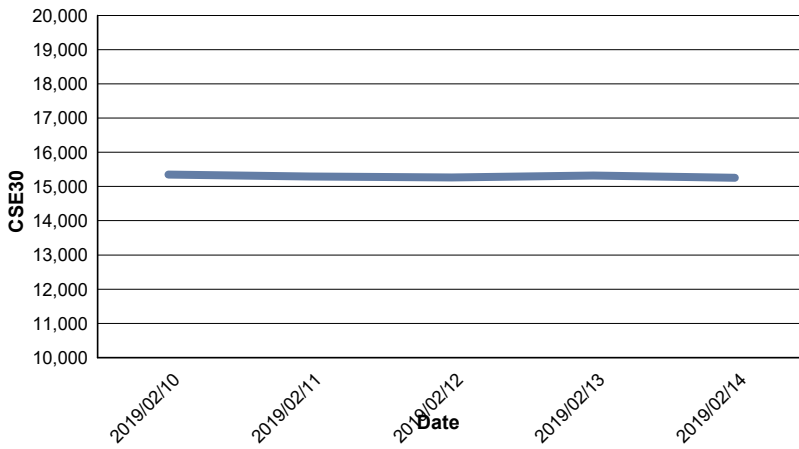
Data for Turnover Volume



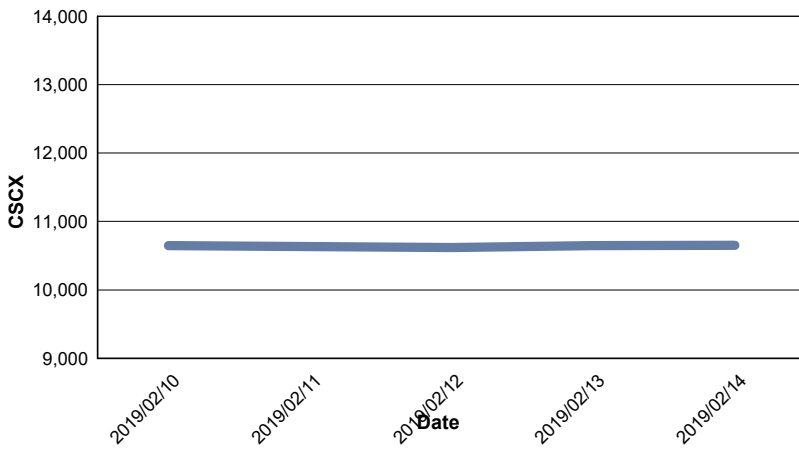
CASPI Index



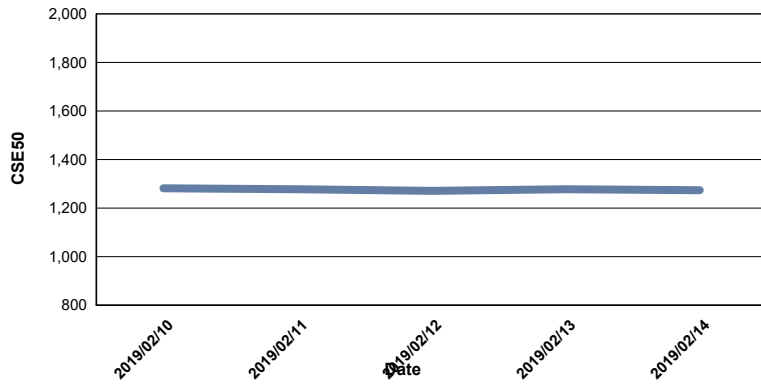
Index CSE30



Index CSCX



Index CSE50



Index CSI

