

Chittagong Stock Exchange

29-Jul-21

Weekly Market Summary

Week: 2021-07-25 to 2021-07-29 (5 days)

Total Turnover (BDT) :	2,597,464,205.20
Volume of Share (Nos):	115,118,337.00
Total Contact(Nos)	107,387
Total Scrip Traded	339

CATEGORY WISE TURNOVER		
Group	Turnover Value(BDT)	% of Total
A	1,555,729,095.00	59.87
B	559,889,983.30	21.55
N	429,991,883.10	16.53
Z	51,853,243.80	1.99

MAJOR INDICES IN THE WEEK					
Date	CASPI	CSE30	CSCX	CSE50	CSI
07/19/2021	18569.7641	13753.5604	11147.6638	1,345.03	1,159.42
07/29/2021	18635.3972	13657.1128	11190.2505	1,350.86	1,177.70
change in %	0.3534	-0.7013	0.3820	0.43	1.58

SCRIP PERFORMANCE IN THE WEEK	
Advanced	146
Declined	166
No Change	27
Total Traded Issues	339

TOP TEN GAINER COMPANIES BY CLOSING PRICE						
Scrip ID	Scrip Name	Category	Week		Closing	Turnover (BDT)
			Difference	Opening		
16024	GPH ISPAT LIMITED	A	30.34	37.90	49.40	37,517,775.90
13029	AFC AGRO BIOTECH LTD.	A	27.42	23.70	30.20	9,311,642.90
11002	PEOPLES INSURANCE COMPANY LTD	B	24.83	45.50	56.80	9,499,668.70
23004	FU-WANG CERAMIC INDUSTRY LTD	B	23.74	21.90	27.10	44,776,567.10
13023	BEACON Pharmaceuticals Ltd.	B	19.61	167.20	200.00	6,542,827.90
13028	CENTRAL PHARMACEUTICALS LTD.	B	18.79	14.90	17.70	46,894,747.50
14012	RAHIMA FOOD CORPORATION LTD	A	17.03	246.60	288.60	15,770,946.60
20024	BARAKA PATENGA POWER LIMITED	N	15.84	38.50	44.60	232,666,432.40
24013	eGENERATION LIMITED	N	15.61	53.80	62.20	7,198,576.60
13012	LIBRA INFUSIONS LIMITED	A	15.53	560.00	647.00	34,628.90

TOP TEN LOSER COMPANIES BY CLOSING PRICE

Scrip ID	Scrip Name	Category	Week Difference	Opening	Closing	Turnover (BDT)
16601	NIALCO ALLOYS LIMITED	N	-24.52	21.20	16.00	3,615,184.30
16014	KAY & QUE (BANGLADESH) LTD	B	-18.32	245.00	200.10	99,478.30
21019	ICB AMCL SECOND MUTUAL FUND	A	-16.92	13.00	10.80	138,371.00
25004	FIRST FINANCE LIMITED	Z	-10.25	7.80	7.00	102,906.70
11035	ASIA INSURANCE LIMITED	A	-10.18	107.00	96.10	168,776.00
21050	ICB AMCL FIRST AGRANI BANK MUTU	A	-9.89	9.10	8.20	4,100.00
25019	NATIONAL HOUSING FIN.& INV.LTD	A	-9.87	47.60	42.90	510,296.50
10012	SUNLIFE INSURANCE COMPANY LTD.	Z	-9.71	35.00	31.60	6,179.00
25014	BD FINANCE & INVESTMENT CO LTD	A	-9.44	51.90	47.00	4,603,719.00
24003	INFORMATION SERVICES NETWORK I	B	-9.15	45.90	41.70	1,322,002.30

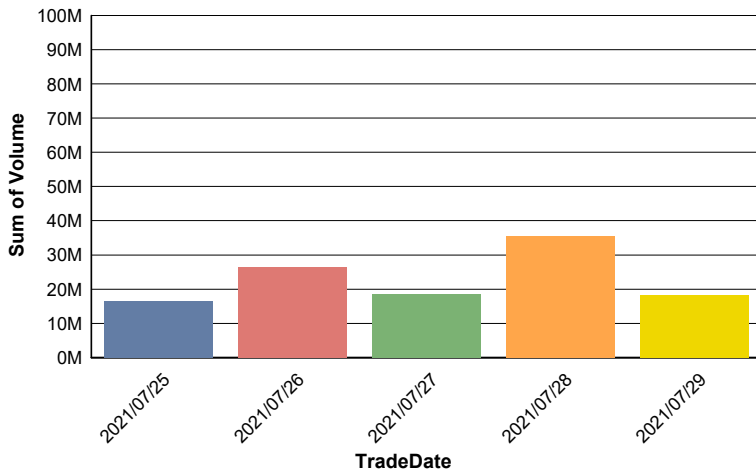
TOP TEN COMPANIES BY TURNOVER

Scrip ID	Scrip Name	Turnover (BDT)	Volume
20024	BARAKA PATENGA POWER LIMITED	232,666,432.40	5,107,879
21018	EBL FIRST MUTUAL FUND	100,876,141.90	10,964,377
20014	GBB POWER LIMITED	97,309,817.80	2,772,980
18010	SAIF POWERTEC LIMITED	85,284,753.60	3,007,941
26003	ROBI AXIATA LIMITED	77,176,409.00	1,761,676
32009	BRITISH AMERICAN TOBACCO BD CO	75,277,910.80	131,129
32003	BEXIMCO LIMITED	71,663,858.20	782,860
22026	EXPORT IMPORT BANK OF BD LTD	65,921,289.00	5,494,039
16038	S. S. STEEL LIMITED	56,233,312.90	2,572,223
21027	FIRST JANATA BANK MUTUAL FUND	53,047,434.70	6,029,964

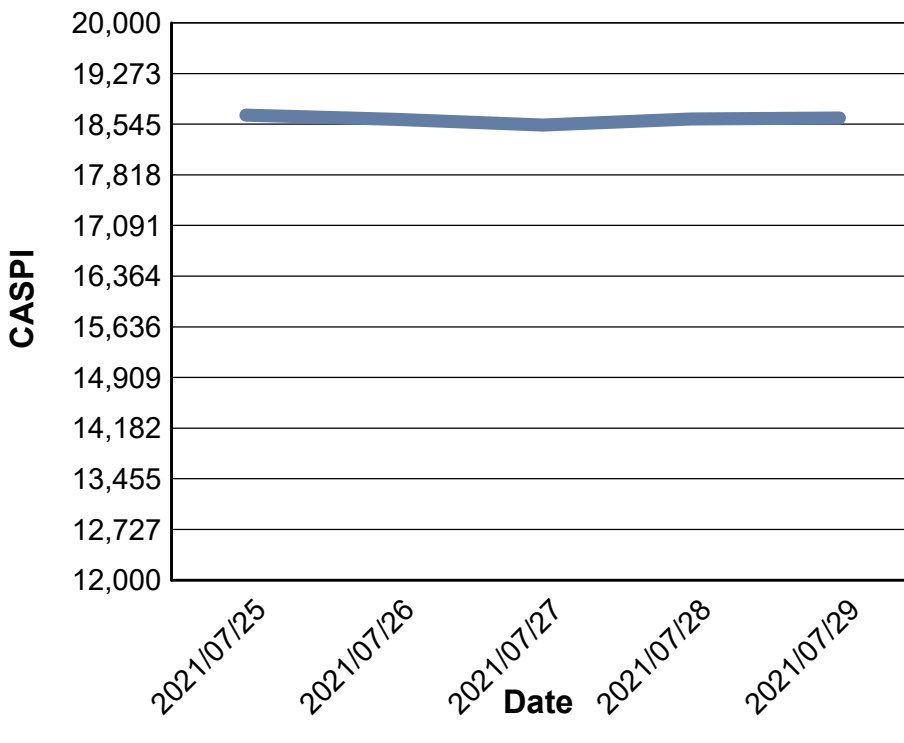
Data for Turnover Value



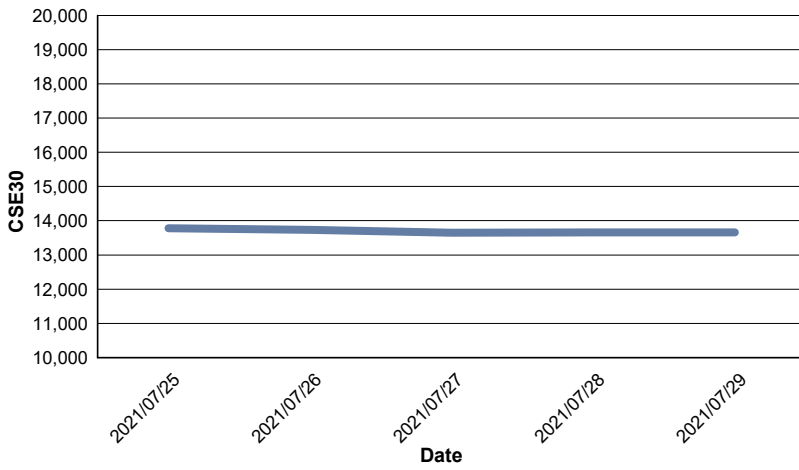
Data for Turnover Volume



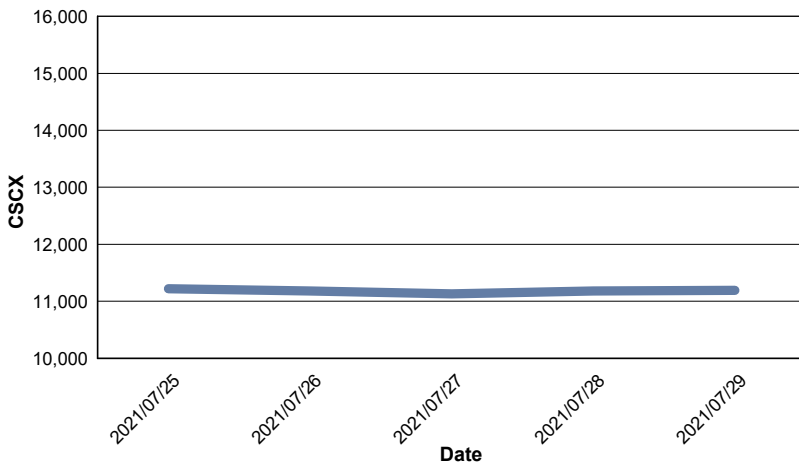
CASPI Index



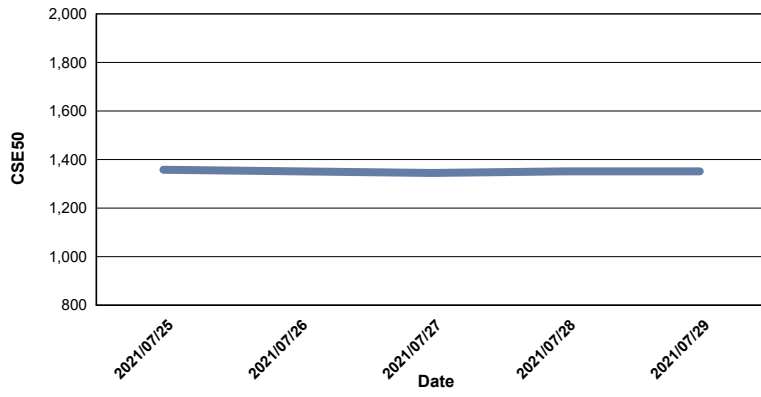
Index CSE30



Index CSCX



Index CSE50



Index CSI

